



CORSE TRANSPORTS "MARCHANDISES" Longueur Roll (Trafic National)

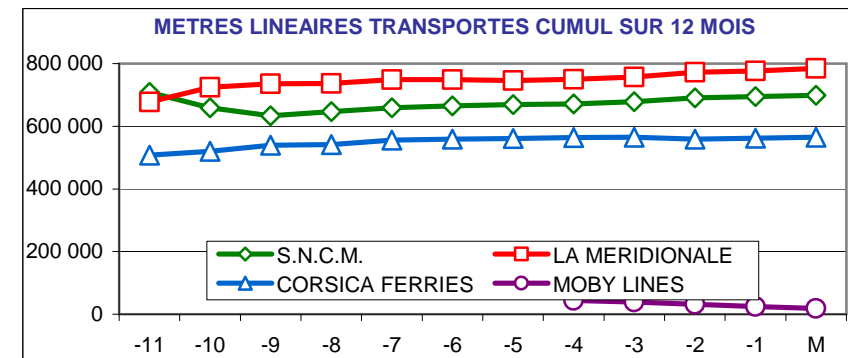
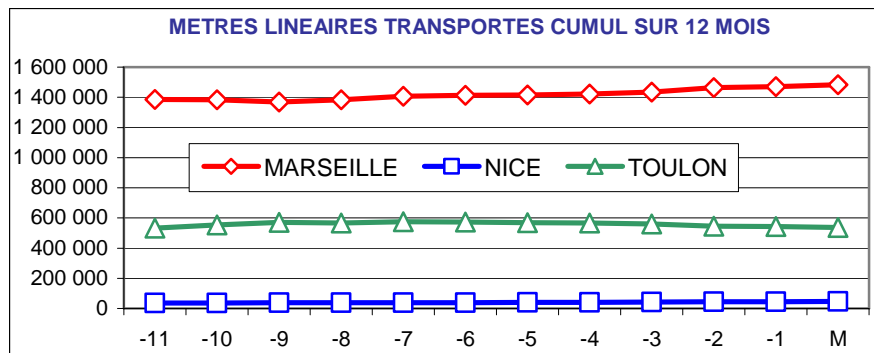
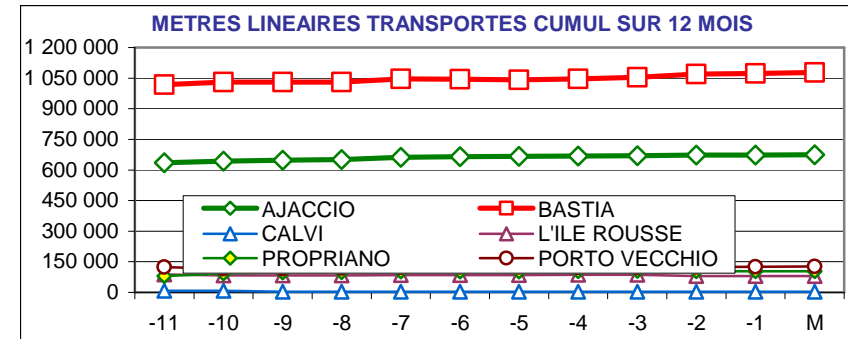


Décembre 2011

6%

146 371 Mètres Linéaires transportés (Entrée + Sortie)

| PORTS | Evolutions | |
|---------------|-------------|---------------|
| | Mensuelle | Cumul 12 mois |
| AJACCIO | 5% ↗ | 7% ↗ |
| BASTIA | 7% ↗ | 6% ↗ |
| CALVI | -90% ↘ | -70% ↘ |
| L'ILE ROUSSE | 0% ↗ | -6% ↘ |
| PROPRIANO | 11% ↗ | 33% ↗ |
| PORTO VECCHIO | 7% ↗ | 5% ↗ |
| MARSEILLE | 12% ↗ | 7% ↗ |
| NICE | 73% ↗ | 32% ↗ |
| TOULON | -14% ↘ | 3% ↗ |
| TOTAL | 6% ↗ | 6% ↗ |



TRAFICS ROLL Français (Mètres linéaires)

Décembre 2011

CORSE - MARSEILLE

CORSE - NICE

| | Longueur Transportée | Décembre | Evolut° | 12 mois | Evolut° |
|----------|----------------------|---------------|------------|----------------|-----------|
| E | AJACCIO | 18 470 | 2% | 251 159 | 5% |
| N | BASTIA | 25 593 | 19% | 336 712 | 6% |
| T | CALVI | 0 | N.S. | 0 | N.S. |
| R | L'ILE ROUSSE | 3 151 | 9% | 43 197 | 12% |
| E | PROPRIANO | 2 682 | 6% | 57 120 | 33% |
| E | PORTO VECCHIO | 4 255 | 4% | 64 055 | 4% |
| S | TOTAL | 54 151 | 10% | 752 243 | 7% |

| | Longueur Transportée | Décembre | Evolut° | 12 mois | Evolut° |
|----------|----------------------|--------------|------------|---------------|------------|
| E | AJACCIO | 90 | N.S. | 1 189 | -45% |
| N | BASTIA | 1 706 | 70% | 25 235 | 35% |
| T | CALVI | 0 | N.S. | 1 315 | 91% |
| R | L'ILE ROUSSE | 0 | 0% | 0 | 0% |
| E | PROPRIANO | 0 | 0% | 0 | 0% |
| E | PORTO VECCHIO | 0 | 0% | 0 | 0% |
| S | TOTAL | 1 796 | 76% | 27 739 | 28% |

| | | | | | |
|----------|---------------|---------------|------------|----------------|-----------|
| S | AJACCIO | 20 546 | 13% | 253 483 | 8% |
| O | BASTIA | 27 746 | 18% | 334 229 | 5% |
| R | CALVI | 0 | N.S. | 0 | N.S. |
| T | L'ILE ROUSSE | 2 332 | -10% | 34 226 | 1% |
| I | PROPRIANO | 2 514 | 18% | 46 774 | 32% |
| E | PORTO VECCHIO | 4 020 | 10% | 62 322 | 6% |
| S | TOTAL | 57 158 | 14% | 731 034 | 7% |

| | | | | | |
|----------|---------------|--------------|------------|---------------|------------|
| S | AJACCIO | 69 | 245% | 1 930 | -47% |
| O | BASTIA | 1 209 | 72% | 15 311 | 69% |
| R | CALVI | 6 | -82% | 1 216 | 61% |
| T | L'ILE ROUSSE | 0 | 0% | 0 | 0% |
| I | PROPRIANO | 0 | 0% | 0 | 0% |
| E | PORTO VECCHIO | 0 | 0% | 0 | 0% |
| S | TOTAL | 1 284 | 70% | 18 457 | 37% |

| | | | | | |
|----------|---------------|----------------|------------|------------------|-----------|
| T | AJACCIO | 39 016 | 8% | 504 642 | 6% |
| O | BASTIA | 53 339 | 18% | 670 941 | 6% |
| T | CALVI | 0 | N.S. | 0 | N.S. |
| A | L'ILE ROUSSE | 5 483 | 0% | 77 423 | 7% |
| L | PROPRIANO | 5 196 | 11% | 103 894 | 33% |
| | PORTO VECCHIO | 8 275 | 7% | 126 377 | 5% |
| | TOTAL | 111 309 | 12% | 1 483 277 | 7% |

| | | | | | |
|----------|---------------|--------------|------------|---------------|------------|
| T | AJACCIO | 159 | 695% | 3 119 | -46% |
| O | BASTIA | 2 915 | 71% | 40 546 | 46% |
| T | CALVI | 6 | -88% | 2 531 | 75% |
| A | L'ILE ROUSSE | 0 | 0% | 0 | 0% |
| L | PROPRIANO | 0 | 0% | 0 | 0% |
| | PORTO VECCHIO | 0 | 0% | 0 | 0% |
| | TOTAL | 3 080 | 73% | 46 196 | 32% |

| | | | | | |
|------------|-----------------|----------------|------------|------------------|-----------|
| CIE | LA MERIDIONALE | 55 777 | 16% | 784 663 | 16% |
| | S.N.C.M. | 55 532 | 8% | 698 614 | -2% |
| | CORSICA FERRIES | 0 | N.S. | 0 | N.S. |
| | TOTAL | 111 309 | 12% | 1 483 277 | 7% |

| | | | | | |
|------------|-----------------|--------------|------------|---------------|------------|
| CIE | LA MERIDIONALE | 0 | 0% | 0 | 0% |
| | S.N.C.M. | 0 | 0% | 0 | 0% |
| | CORSICA FERRIES | 3 080 | 73% | 46 196 | 32% |
| | TOTAL | 3 080 | 73% | 46 196 | 32% |

TRAFICS ROLL Français (Mètres linéaires)

Décembre 2011

CORSE - TOULON

CORSE - TOTAL

| Longueur Transportée | | Décembre | Evolut° | 12 mois | Evolut° |
|----------------------|---------------|---------------|-------------|----------------|-----------|
| E | AJACCIO | 4 035 | -11% | 88 270 | 9% |
| N | BASTIA | 12 492 | -16% | 186 957 | 1% |
| T | CALVI | 0 | N.S. | 1 020 | 294% |
| R | L'ILE ROUSSE | 0 | N.S. | 1 184 | -79% |
| E | PROPRIANO | 0 | 0% | 0 | 0% |
| E | PORTO VECCHIO | 0 | 0% | 0 | 0% |
| S | TOTAL | 16 527 | -15% | 277 431 | 2% |

| Longueur Transportée | | Décembre | Evolut° | 12 mois | Evolut° |
|----------------------|---------------|---------------|-----------|------------------|-----------|
| E | AJACCIO | 22 595 | 0% | 340 618 | 5% |
| N | BASTIA | 39 791 | 7% | 548 904 | 5% |
| T | CALVI | 0 | N.S. | 2 335 | -64% |
| R | L'ILE ROUSSE | 3 151 | 9% | 44 381 | 0% |
| E | PROPRIANO | 2 682 | 6% | 57 120 | 33% |
| E | PORTO VECCHIO | 4 255 | 4% | 64 055 | 4% |
| S | TOTAL | 72 474 | 4% | 1 057 413 | 6% |

| | | | | | |
|---|---------------|---------------|-------------|----------------|-----------|
| S | AJACCIO | 4 057 | -5% | 79 134 | 11% |
| O | BASTIA | 11 398 | -15% | 179 414 | 4% |
| R | CALVI | 0 | N.S. | 91 | -54% |
| T | L'ILE ROUSSE | 0 | N.S. | 1 335 | -80% |
| I | PROPRIANO | 0 | 0% | 0 | 0% |
| E | PORTO VECCHIO | 0 | 0% | 0 | 0% |
| S | TOTAL | 15 455 | -12% | 259 974 | 3% |


| | | | | | |
|---|---------------|---------------|-----------|------------------|-----------|
| S | AJACCIO | 24 672 | 10% | 334 547 | 8% |
| O | BASTIA | 40 353 | 7% | 528 954 | 6% |
| R | CALVI | 6 | -82% | 1 307 | -78% |
| T | L'ILE ROUSSE | 2 332 | -10% | 35 561 | -12% |
| I | PROPRIANO | 2 514 | 18% | 46 774 | 32% |
| E | PORTO VECCHIO | 4 020 | 10% | 62 322 | 6% |
| S | TOTAL | 73 897 | 8% | 1 009 465 | 6% |

| | | | | | |
|---|---------------|---------------|-------------|----------------|-----------|
| T | AJACCIO | 8 092 | -8% | 167 404 | 10% |
| O | BASTIA | 23 890 | -15% | 366 371 | 2% |
| T | CALVI | 0 | N.S. | 1 111 | 144% |
| A | L'ILE ROUSSE | 0 | N.S. | 2 519 | -79% |
| L | PROPRIANO | 0 | 0% | 0 | 0% |
| | PORTO VECCHIO | 0 | 0% | 0 | 0% |
| | TOTAL | 31 982 | -14% | 537 405 | 3% |

| | | | | | |
|---|---------------|----------------|-----------|------------------|-----------|
| T | AJACCIO | 47 267 | 5% | 675 165 | 7% |
| O | BASTIA | 80 144 | 7% | 1 077 858 | 6% |
| T | CALVI | 6 | -90% | 3 642 | -70% |
| A | L'ILE ROUSSE | 5 483 | 0% | 79 942 | -6% |
| L | PROPRIANO | 5 196 | 11% | 103 894 | 33% |
| | PORTO VECCHIO | 8 275 | 7% | 126 377 | 5% |
| | TOTAL | 146 371 | 6% | 2 066 878 | 6% |

| | | | | | |
|-----|-----------------|---------------|-------------|----------------|-----------|
| CIE | LA MERIDIONALE | 0 | 0% | 0 | 0% |
| | S.N.C.M. | 0 | 0% | 0 | 0% |
| | CORSICA FERRIES | 31 982 | 6% | 519 205 | 10% |
| | MOBY LINES | 0 | N.S. | 18 200 | N.S. |
| | TOTAL | 31 982 | -14% | 537 405 | 3% |

| | | | | | |
|-----|-----------------|----------------|-----------|------------------|-----------|
| CIE | LA MERIDIONALE | 55 777 | 16% | 784 663 | 16% |
| | S.N.C.M. | 55 532 | 8% | 698 614 | -2% |
| | CORSICA FERRIES | 35 062 | 10% | 565 401 | 12% |
| | MOBY LINES | 0 | N.S. | 18 200 | N.S. |
| | TOTAL | 146 371 | 6% | 2 066 878 | 6% |



OBSERVATOIRE REGIONAL
DES TRANSPORTS
DE LA CORSE

CORSE TRANSPORTS "MARCHANDISES"

Tonnages Nets Roll & Spécialisé
Traffics Français et Italiens



Direction régionale
de l'Environnement,
de l'Aménagement
et du Logement

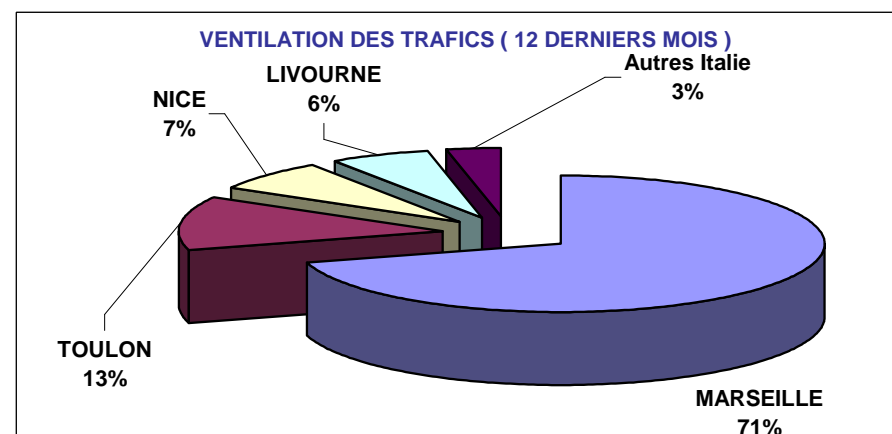
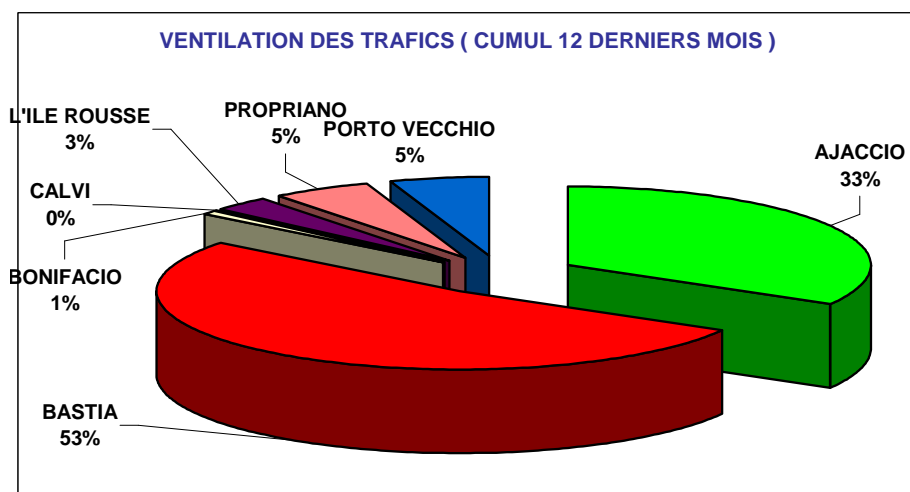
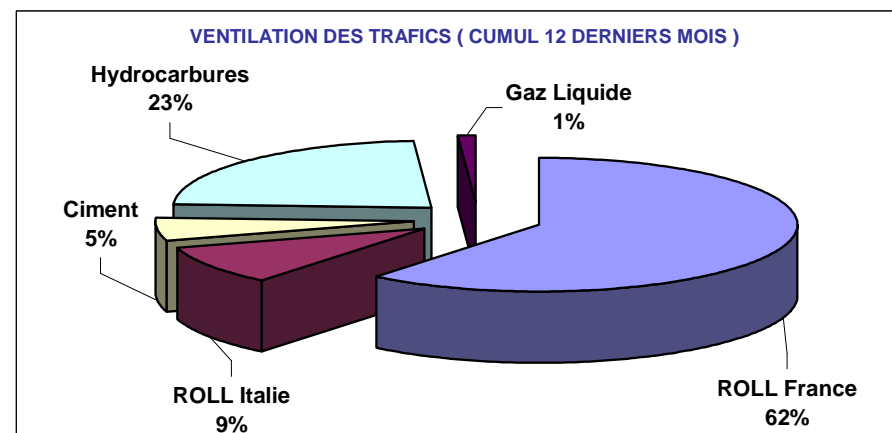
CORSE

Décembre 2011

1,9%

182 724 Tonnes Net (Entrées + Sorties)

| PORTS | Evolutions | | | |
|---------------|------------|----------|---------------|----------|
| | Mensuelle | | Cumul 12 mois | |
| AJACCIO | 3% | ↗ | 15% | ↗ |
| BASTIA | 4% | ↗ | 3% | ↗ |
| BONIFACIO | -4% | ↘ | -16% | ↘ |
| CALVI | N.S. | ↗ | 151% | ↗ |
| L'ILE ROUSSE | N.S. | ↗ | -5% | ↘ |
| PROPRIANO | 76% | ↗ | 52% | ↗ |
| PORTO VECCHIO | -7% | ↘ | -4% | ↘ |
| TOTAL | 2% | ↗ | 8% | ↗ |



TRAFICS ROLL & SPECIALISES (Tonnages Nets)

Décembre 2011

| Tonnage Net Transporté | France | | | | | Italie | TOTAL MENSUEL | | CUMUL 12 MOIS | | |
|--|---------------|----------------|--------------|---------------|--------------|----------------|---------------|------------------|---------------|------------------|------------|
| | ROLL | CIMENT | HYDROC | GAZ | TOTAL | ROLL | TONNAGE | Evolution | TONNAGE | Evolution | |
| E N T R E S | AJACCIO | 27 812 | 2 803 | 16 524 | 1 138 | 48 277 | 618 | 48 895 | -3% | 729 428 | 12% |
| | BASTIA | 44 955 | 3 381 | 24 198 | 2 240 | 74 774 | 10 213 | 84 987 | 2% | 1 106 839 | 4% |
| | BONIFACIO | --- | --- | --- | --- | 0 | 817 | 817 | 29% | 15 765 | -11% |
| | CALVI | 0 | 0 | --- | --- | 0 | 0 | 0 | N.S. | 2 316 | 136% |
| | L'ILE ROUSSE | 0 | 0 | --- | --- | 0 | 0 | 0 | N.S. | 70 596 | -7% |
| | PROPRIANO | 4 002 | 0 | --- | --- | 4 002 | 4 042 | 8 044 | 79% | 120 399 | 53% |
| | PORTO VECCHIO | 6 140 | 2 893 | --- | --- | 9 033 | 0 | 9 033 | -10% | 116 071 | -6% |
| | TOTAL | 82 909 | 9 077 | 40 722 | 3 378 | 136 086 | 15 690 | 151 776 | -2% | 2 161 414 | 7% |
| Evolution | -5% | -36% | 9% | -23% | -5% | 34% | | | | | |
| S O R T I E S | AJACCIO | 6 888 | --- | --- | --- | 6 888 | 0 | 6 888 | 91% | 70 581 | 60% |
| | BASTIA | 22 117 | --- | --- | --- | 22 117 | 472 | 22 589 | 16% | 151 595 | -1% |
| | BONIFACIO | --- | --- | --- | --- | --- | 245 | 245 | -48% | 3 492 | -34% |
| | CALVI | 0 | --- | --- | --- | 0 | 0 | 0 | N.S. | 322 | 360% |
| | L'ILE ROUSSE | 0 | --- | --- | --- | 0 | 0 | 0 | N.S. | 3 082 | 57% |
| | PROPRIANO | 145 | --- | --- | --- | 145 | 0 | 145 | -13% | 4 951 | 39% |
| | PORTO VECCHIO | 1 081 | --- | --- | --- | 1 081 | 0 | 1 081 | 41% | 13 223 | 7% |
| | TOTAL | 30 231 | 0 | 0 | 0 | 30 231 | 717 | 30 948 | 26% | 247 246 | 12% |
| Evolution | 30% | --- | --- | --- | 30% | -48% | | | | | |
| T O T A L | AJACCIO | 34 700 | 2 803 | 16 524 | 1 138 | 55 165 | 618 | 55 783 | 3% | 800 009 | 15% |
| | BASTIA | 67 072 | 3 381 | 24 198 | 2 240 | 96 891 | 10 685 | 107 576 | 4% | 1 258 434 | 3% |
| | BONIFACIO | --- | --- | --- | --- | 0 | 1 062 | 1 062 | -4% | 19 257 | -16% |
| | CALVI | 0 | 0 | --- | --- | 0 | 0 | 0 | N.S. | 2 638 | 151% |
| | L'ILE ROUSSE | 0 | 0 | --- | --- | 0 | 0 | 0 | N.S. | 73 678 | -5% |
| | PROPRIANO | 4 147 | 0 | --- | --- | 4 147 | 4 042 | 8 189 | 76% | 125 350 | 52% |
| | PORTO VECCHIO | 7 221 | 2 893 | --- | --- | 10 114 | 0 | 10 114 | -7% | 129 294 | -4% |
| | TOTAL | 113 140 | 9 077 | 40 722 | 3 378 | 166 317 | 16 407 | 182 724 | 2% | 2 408 660 | 8% |
| Evolution | 3% | -36% | 9% | -23% | 0% | 26% | | | | | |
| | | | | | France | 166 317 | 0% | 2 180 294 | 6% | | |
| | | | | | Italie | 16 407 | 26% | 228 366 | 28% | | |
| | | | | | TOTAL | 182 724 | 2% | 2 408 660 | 8% | | |

| | | | | | | |
|--------------------------------|---------------|-----------------|----------------|-----------|------------------|-----------|
| TRAFICS | ROLL | CORSICA FERRIES | 32 170 | 11% | 471 904 | 20% |
| | | LA MERIDIONALE | 51 715 | 17% | 647 338 | 14% |
| | | MOBY LINES | 0 | N.S. | 49 493 | -34% |
| | | SAREMAR | 1 062 | -4% | 11 566 | -41% |
| | | S.N.C.M. | 43 982 | 8% | 515 082 | 4% |
| | | TOTAL | 128 929 | 5% | 1 695 383 | 9% |
| TRAFICS SPECIALISES | CIMENT | SOMECA | 9 077 | -36% | 130 906 | -14% |
| | HYDROC | FOUQUET | 40 722 | 9% | 553 500 | 11% |
| | GAZ | SEA TERMINAL | 3 378 | -23% | 28 871 | -8% |

TRAFICS ROLL Français (Tonnages Nets)

Décembre 2011

CORSE - MARSEILLE

CORSE - NICE

| Tonnage Net Transporté | | Décembre | Evolut° | 12 mois | Evolut° |
|------------------------|---------------|---------------|------------|----------------|-----------|
| E | AJACCIO | 23 516 | -5% | 311 283 | 1% |
| N | BASTIA | 29 585 | 13% | 387 067 | 4% |
| T | CALVI | 0 | N.S. | 0 | N.S. |
| R | L'ILE ROUSSE | 0 | N.S. | 51 333 | 15% |
| E | PROPRIANO | 4 002 | 8% | 79 495 | 29% |
| E | PORTO VECCHIO | 6 140 | 10% | 81 523 | -5% |
| S | TOTAL | 63 243 | -1% | 910 701 | 4% |

| Tonnage Net Transporté | | Décembre | Evolut° | 12 mois | Evolut° |
|------------------------|---------------|--------------|------------|---------------|-------------|
| E | AJACCIO | 563 | -20% | 10 883 | 352% |
| N | BASTIA | 2 069 | 132% | 25 668 | 102% |
| T | CALVI | 0 | N.S. | 2 316 | 381% |
| R | L'ILE ROUSSE | 0 | N.S. | 583 | -42% |
| E | PROPRIANO | 0 | 0% | 0 | 0% |
| E | PORTO VECCHIO | 0 | 0% | 0 | 0% |
| S | TOTAL | 2 632 | 63% | 39 450 | 138% |

| | | | | | |
|---|---------------|---------------|------------|----------------|------------|
| S | AJACCIO | 6 687 | 88% | 66 655 | 64% |
| O | BASTIA | 20 499 | 26% | 122 282 | 5% |
| R | CALVI | 0 | N.S. | 0 | N.S. |
| T | L'ILE ROUSSE | 0 | N.S. | 2 787 | 82% |
| I | PROPRIANO | 145 | 1108% | 2 847 | 111% |
| E | PORTO VECCHIO | 1 081 | 41% | 13 223 | 7% |
| S | TOTAL | 28 412 | 37% | 207 794 | 20% |

| | | | | | |
|---|---------------|-----------|-------------|--------------|------------|
| S | AJACCIO | 0 | N.S. | 606 | 116% |
| O | BASTIA | 35 | -87% | 1 540 | -11% |
| R | CALVI | 0 | N.S. | 322 | 360% |
| T | L'ILE ROUSSE | 0 | N.S. | 26 | -76% |
| I | PROPRIANO | 0 | 0% | 0 | 0% |
| E | PORTO VECCHIO | 0 | 0% | 0 | 0% |
| S | TOTAL | 35 | -88% | 2 494 | 15% |

| | | | | | |
|---|---------------|---------------|-----------|------------------|-----------|
| T | AJACCIO | 30 203 | 6% | 377 938 | 8% |
| O | BASTIA | 50 084 | 18% | 509 349 | 4% |
| T | CALVI | 0 | N.S. | 0 | N.S. |
| A | L'ILE ROUSSE | 0 | N.S. | 54 120 | 17% |
| L | PROPRIANO | 4 147 | 12% | 82 342 | 31% |
| | PORTO VECCHIO | 7 221 | 14% | 94 746 | -3% |
| | TOTAL | 91 655 | 9% | 1 118 495 | 7% |

| | | | | | |
|---|---------------|--------------|------------|---------------|-------------|
| T | AJACCIO | 563 | -20% | 11 489 | 327% |
| O | BASTIA | 2 104 | 83% | 27 208 | 89% |
| T | CALVI | 0 | N.S. | 2 638 | 379% |
| A | L'ILE ROUSSE | 0 | N.S. | 609 | -45% |
| L | PROPRIANO | 0 | 0% | 0 | 0% |
| | PORTO VECCHIO | 0 | 0% | 0 | 0% |
| | TOTAL | 2 667 | 40% | 41 944 | 123% |

| | | | | | |
|-----|-----------------|---------------|-----------|------------------|-----------|
| CIE | LA MERIDIONALE | 47 985 | 10% | 609 584 | 11% |
| | S.N.C.M. | 43 670 | 8% | 508 911 | 3% |
| | CORSICA FERRIES | 0 | N.S. | 0 | N.S. |
| | TOTAL | 91 655 | 9% | 1 118 495 | 7% |

| | | | | | |
|-----|-----------------|--------------|------------|---------------|-------------|
| CIE | LA MERIDIONALE | 0 | 0% | 0 | 0% |
| | S.N.C.M. | 0 | N.S. | 299 | 50% |
| | CORSICA FERRIES | 2 667 | 41% | 41 645 | 124% |
| | TOTAL | 2 667 | 41% | 41 944 | 124% |

TRAFICS ROLL Français (Tonnages Nets)

Décembre 2011

CORSE - TOULON

CORSE - TOTAL

| Tonnage Net Transporté | | Décembre | Evolut° | 12 mois | Evolut° |
|------------------------|---------------|---------------|-------------|----------------|------------|
| E | AJACCIO | 3 733 | -23% | 85 755 | 4% |
| N | BASTIA | 13 301 | -22% | 199 546 | 0% |
| T | CALVI | 0 | N.S. | 0 | N.S. |
| R | L'ILE ROUSSE | 0 | N.S. | 982 | -84% |
| E | PROPRIANO | 0 | 0% | 0 | 0% |
| E | PORTO VECCHIO | 0 | 0% | 0 | 0% |
| S | TOTAL | 17 034 | -22% | 286 283 | -1% |

| Tonnage Net Transporté | | Décembre | Evolut° | 12 mois | Evolut° |
|------------------------|---------------|---------------|------------|------------------|-----------|
| E | AJACCIO | 27 812 | -8% | 407 921 | 4% |
| N | BASTIA | 44 955 | 2% | 612 281 | 5% |
| T | CALVI | 0 | N.S. | 2 316 | 151% |
| R | L'ILE ROUSSE | 0 | N.S. | 52 898 | 2% |
| E | PROPRIANO | 4 002 | 8% | 79 495 | 29% |
| E | PORTO VECCHIO | 6 140 | 10% | 81 523 | -5% |
| S | TOTAL | 82 909 | -5% | 1 236 434 | 5% |

| | | | | | |
|---|---------------|--------------|-------------|---------------|------------|
| S | AJACCIO | 201 | 319% | 3 320 | 4% |
| O | BASTIA | 1 583 | -27% | 16 706 | -5% |
| R | CALVI | 0 | N.S. | 0 | N.S. |
| T | L'ILE ROUSSE | 0 | N.S. | 269 | -13% |
| I | PROPRIANO | 0 | 0% | 0 | 0% |
| E | PORTO VECCHIO | 0 | 0% | 0 | 0% |
| S | TOTAL | 1 784 | -20% | 20 295 | -4% |

| | | | | | |
|---|---------------|---------------|------------|----------------|------------|
| S | AJACCIO | 6 888 | 91% | 70 581 | 60% |
| O | BASTIA | 22 117 | 18% | 140 528 | 3% |
| R | CALVI | 0 | N.S. | 322 | 360% |
| T | L'ILE ROUSSE | 0 | N.S. | 3 082 | 58% |
| I | PROPRIANO | 145 | 1108% | 2 847 | 111% |
| E | PORTO VECCHIO | 1 081 | 41% | 13 223 | 7% |
| S | TOTAL | 30 231 | 30% | 230 583 | 18% |

| | | | | | |
|---|---------------|---------------|-------------|----------------|------------|
| T | AJACCIO | 3 934 | -19% | 89 075 | 4% |
| O | BASTIA | 14 884 | -22% | 216 252 | 0% |
| T | CALVI | 0 | N.S. | 0 | N.S. |
| A | L'ILE ROUSSE | 0 | N.S. | 1 251 | -81% |
| L | PROPRIANO | 0 | 0% | 0 | 0% |
| | PORTO VECCHIO | 0 | 0% | 0 | 0% |
| | TOTAL | 18 818 | -22% | 306 578 | -1% |

| | | | | | |
|---|---------------|----------------|-----------|------------------|-----------|
| T | AJACCIO | 34 700 | 2% | 478 502 | 9% |
| O | BASTIA | 67 072 | 7% | 752 809 | 4% |
| T | CALVI | 0 | N.S. | 2 638 | 166% |
| A | L'ILE ROUSSE | 0 | N.S. | 55 980 | 4% |
| L | PROPRIANO | 4 147 | 12% | 82 342 | 31% |
| | PORTO VECCHIO | 7 221 | 14% | 94 746 | -3% |
| | TOTAL | 113 140 | 3% | 1 467 017 | 7% |

| | | | | | |
|-----|-----------------|---------------|-------------|----------------|------------|
| CIE | LA MERIDIONALE | 0 | 0% | 0 | 0% |
| | S.N.C.M. | 0 | 0% | 0 | 0% |
| | CORSICA FERRIES | 18 818 | 0% | 295 786 | 0% |
| | MOBY LINES | 0 | N.S. | 10 792 | -68% |
| | TOTAL | 18 818 | -22% | 306 578 | -1% |

| | | | | | |
|-----|-----------------|----------------|-----------|------------------|-----------|
| CIE | LA MERIDIONALE | 47 985 | 10% | 609 584 | 11% |
| | S.N.C.M. | 43 670 | 8% | 509 210 | 3% |
| | CORSICA FERRIES | 21 485 | 1% | 337 431 | 15% |
| | MOBY LINES | 0 | N.S. | 10 792 | -68% |
| | TOTAL | 113 140 | 3% | 1 467 017 | 7% |

TRAFICS ROLL Italiens (Tonnages Nets)

Décembre 2011

CORSE - SAVONA

| Tonnage Net Transporté | | Décembre | Evolut° | 12 mois | Evolut° |
|------------------------|------------------------|----------|---------|---------|---------|
| Entrées | BASTIA | 1 561 | 127% | 17 116 | 51% |
| | CALVI | 0 | N.S. | 0 | N.S. |
| | L'ILE ROUSSE | 0 | N.S. | 0 | N.S. |
| | TOTAL | 1 561 | 127% | 17 116 | 43% |
| Sorties | BASTIA | 77 | 1183% | 1 125 | -47% |
| | CALVI | 0 | N.S. | 0 | N.S. |
| | L'ILE ROUSSE | 0 | N.S. | 0 | N.S. |
| | TOTAL | 77 | 1183% | 1 125 | -47% |
| Total | BASTIA | 1 638 | 136% | 18 241 | 36% |
| | CALVI | 0 | N.S. | 0 | N.S. |
| | L'ILE ROUSSE | 0 | N.S. | 0 | N.S. |
| | TOTAL | 1 638 | 136% | 18 241 | 30% |
| dont | CORSICA FERRIES | 1 638 | 136% | 18 241 | 30% |

CORSE - SANTA TERESA

| Tonnage Net Transporté | | Décembre | Evolut° | 12 mois | Evolut° |
|------------------------|-------------------|----------|---------|---------|---------|
| Entrées | BONIFACIO | 817 | 29% | 15 765 | -11% |
| | Sorties | 245 | -48% | 3 492 | -34% |
| Total | TOTAL | 1 062 | -20% | 19 257 | -45% |
| dont | MOBY LINES | 0 | N.S. | 7 691 | 125% |
| | SAREMAR | 1 062 | -4% | 11 566 | -41% |

CORSE - GENES

| Tonnage Net Transporté | | Décembre | Evolut° | 12 mois | Evolut° |
|------------------------|-------------------|----------|---------|---------|---------|
| Entrées | BASTIA | 0 | N.S. | 664 | 40% |
| Sorties | | 0 | N.S. | 127 | -54% |
| Total | TOTAL | 0 | N.S. | 791 | 5% |
| dont | MOBY LINES | 0 | N.S. | 791 | 5% |

CORSE - TOTAL

| Tonnage Net Transporté | | Décembre | Evolut° | 12 mois | Evolut° |
|------------------------|--------------|----------|---------|---------|---------|
| E | AJACCIO | 618 | N.S. | 618 | 12260% |
| N | BASTIA | 10 213 | 0% | 154 416 | 31% |
| T | BONIFACIO | 817 | 29% | 15 765 | -11% |
| R | CALVI | 0 | N.S. | 0 | N.S. |
| E | L'ILE ROUSSE | 0 | N.S. | 0 | N.S. |
| E | PROPRIANO | 4 042 | 408% | 40 904 | 138% |
| S | TOTAL | 15 690 | 34% | 211 703 | 38% |

CORSE - LIVOURNE

| Tonnage Net Transporté | | Décembre | Evolut° | 12 mois | Evolut° |
|------------------------|------------------------|----------|---------|---------|---------|
| Entrées | BASTIA | 8 652 | -9% | 136 636 | 29% |
| Sorties | | 395 | -47% | 9 815 | -35% |
| Total | TOTAL | 9 047 | -12% | 146 451 | 21% |
| dont | CORSICA FERRIES | 9 047 | 29% | 116 232 | 38% |
| | MOBY LINES | 0 | N.S. | 30 219 | -19% |

| | | | | | |
|---|--------------|-----|------|--------|------|
| S | AJACCIO | 0 | N.S. | 0 | N.S. |
| O | BASTIA | 472 | -37% | 11 067 | -37% |
| R | BONIFACIO | 245 | -48% | 3 492 | -34% |
| T | CALVI | 0 | N.S. | 0 | N.S. |
| I | L'ILE ROUSSE | 0 | N.S. | 0 | N.S. |
| E | PROPRIANO | 0 | N.S. | 2 104 | -4% |
| S | TOTAL | 717 | -48% | 16 663 | -34% |

CORSE - PORTO TORRES

| Tonnage Net Transporté | | Décembre | Evolut° | 12 mois | Evolut° |
|------------------------|--------------------|----------|---------|---------|---------|
| Entrées | AJACCIO | 618 | N.S. | 618 | 12260% |
| | PROPRIANO | 4 042 | 408% | 40 904 | 138% |
| | TOTAL | 4 660 | 408% | 41 522 | 12398% |
| Sorties | AJACCIO | 0 | N.S. | 0 | N.S. |
| | PROPRIANO | 0 | N.S. | 2 104 | -4% |
| | TOTAL | 0 | 0% | 2 104 | -4% |
| Total | AJACCIO | 618 | 12260% | 618 | 12260% |
| | PROPRIANO | 4 042 | 325% | 43 008 | 141% |
| | TOTAL | 4 660 | 486% | 43 626 | 141% |
| dont | MERIDIONALE | 4 348 | 358% | 37 754 | 104% |
| | S.N.C.M. | 312 | N.S. | 5 872 | 580% |

| | | | | | |
|---|--------------|--------|------|---------|--------|
| T | AJACCIO | 618 | N.S. | 618 | 12260% |
| O | BASTIA | 10 685 | -3% | 165 483 | 22% |
| T | BONIFACIO | 1 062 | -4% | 19 257 | -16% |
| A | CALVI | 0 | N.S. | 0 | N.S. |
| L | L'ILE ROUSSE | 0 | N.S. | 0 | N.S. |
| | PROPRIANO | 4 042 | 325% | 43 008 | N.S. |
| | TOTAL | 16 407 | 26% | 228 366 | 28% |

| | | | | | |
|-----|------------------------|--------|------|---------|------|
| CIE | MERIDIONALE | 4 348 | 358% | 37 754 | 104% |
| | S.N.C.M. | 312 | N.S. | 5 872 | 580% |
| | CORSICA FERRIES | 10 685 | 39% | 134 473 | 37% |
| | MOBY LINES | 0 | N.S. | 38 701 | -7% |
| | SAREMAR | 1 062 | -4% | 11 566 | -41% |
| | TOTAL | 16 407 | 26% | 228 366 | 28% |