

OBSERVATOIRE REGIONAL
DES TRANSPORTS
DE LA CORSE

CORSE TRANSPORTS "MARCHANDISES" Longueur Roll (Trafic National)

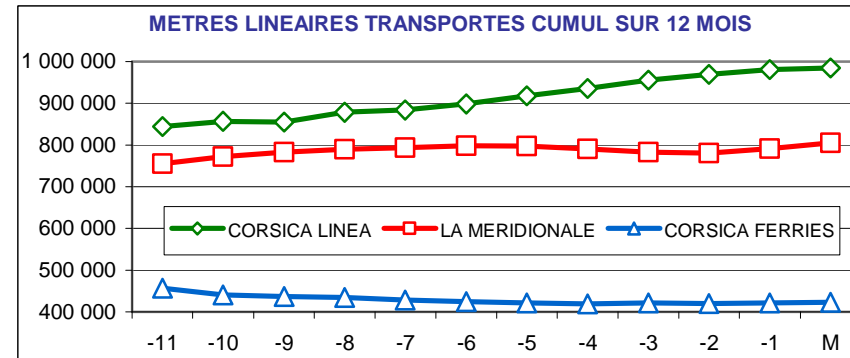
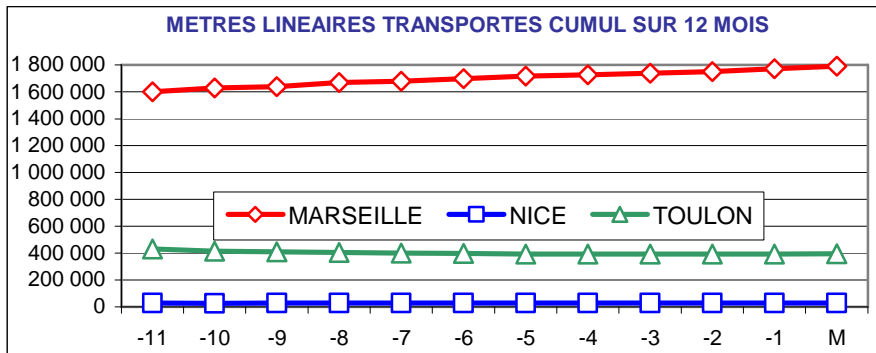
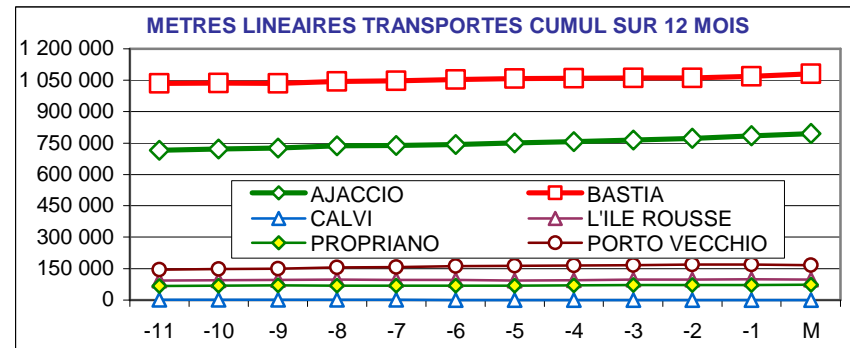


Novembre 2017

11,9%

184 868 Mètres Linéaires transportés (Entrée + Sortie)

| PORTS | Evolutions | |
|---------------|------------|---------------|
| | Mensuelle | Cumul 12 mois |
| AJACCIO | 19% ↗ | 12% ↗ |
| BASTIA | 13% ↗ | 4% ↗ |
| CALVI | N.S. ↗ | N.S. ↗ |
| L'ILE ROUSSE | -20% ↘ | 6% ↗ |
| PROPRIANO | 30% ↗ | 10% ↗ |
| PORTO VECCHIO | -25% ↘ | 15% ↗ |
| MARSEILLE | 14% ↗ | 13% ↗ |
| NICE | -18% ↘ | 3% ↗ |
| TOULON | 6% ↗ | -11% ↘ |
| TOTAL | 12% ↗ | 8% ↗ |



DIRECTION REGIONALE DE L'ENVIRONNEMENT DE L'AMENAGEMENT ET DU LOGEMENT DE LA CORSE

CS 10 006 20704 AJACCIO Cedex 9 TEL 04 95 51 79 47 FAX 04 95 51 79 89 Site Internet : www.ortc.info Email : ort.corse@wanadoo.fr

TRAFICS ROLL Français (Mètres linéaires)

Novembre 2017

CORSE - MARSEILLE

CORSE - NICE

| Longueur Transportée | | Novembre | Evolut° | 12 mois | Evolut° |
|----------------------|---------------|---------------|------------|----------------|------------|
| E | AJACCIO | 26 991 | 21% | 318 693 | 21% |
| N | BASTIA | 37 623 | 19% | 426 363 | 12% |
| T | CALVI | 0 | N.S. | 0 | N.S. |
| R | L'ILE ROUSSE | 2 619 | -22% | 48 462 | 4% |
| E | PROPRIANO | 3 176 | 27% | 40 595 | 8% |
| E | PORTO VECCHIO | 4 008 | -29% | 78 278 | 11% |
| S | TOTAL | 74 417 | 14% | 912 391 | 14% |

| Longueur Transportée | | Novembre | Evolut° | 12 mois | Evolut° |
|----------------------|---------------|------------|------------|---------------|-----------|
| E | AJACCIO | 68 | -3% | 1 575 | 52% |
| N | BASTIA | 752 | 13% | 14 662 | 0% |
| T | CALVI | 0 | N.S. | 0 | N.S. |
| R | L'ILE ROUSSE | 0 | 0% | 0 | 0% |
| E | PROPRIANO | 0 | 0% | 0 | 0% |
| E | PORTO VECCHIO | 0 | N.S. | 783 | 286% |
| S | TOTAL | 820 | -2% | 17 020 | 3% |

| | | | | | |
|---|---------------|---------------|------------|----------------|------------|
| S | AJACCIO | 26 875 | 25% | 307 116 | 17% |
| O | BASTIA | 36 736 | 13% | 417 281 | 11% |
| R | CALVI | 0 | N.S. | 0 | N.S. |
| T | L'ILE ROUSSE | 1 961 | -27% | 43 078 | 4% |
| I | PROPRIANO | 3 033 | 35% | 33 245 | 13% |
| E | PORTO VECCHIO | 3 839 | -20% | 76 837 | 13% |
| S | TOTAL | 72 444 | 14% | 877 557 | 13% |

| | | | | | |
|---|---------------|------------|-------------|---------------|-----------|
| S | AJACCIO | 88 | 700% | 955 | 57% |
| O | BASTIA | 611 | -39% | 9 496 | -5% |
| R | CALVI | 0 | N.S. | 0 | N.S. |
| T | L'ILE ROUSSE | 0 | 0% | 0 | 0% |
| I | PROPRIANO | 0 | 0% | 0 | 0% |
| E | PORTO VECCHIO | 0 | N.S. | 975 | 274% |
| S | TOTAL | 699 | -32% | 11 426 | 3% |

| | | | | | |
|---|---------------|----------------|------------|------------------|------------|
| T | AJACCIO | 53 866 | 23% | 625 809 | 19% |
| O | BASTIA | 74 359 | 16% | 843 644 | 11% |
| O | CALVI | 0 | N.S. | 0 | N.S. |
| T | L'ILE ROUSSE | 4 580 | -24% | 91 540 | 4% |
| A | PROPRIANO | 6 209 | 30% | 73 840 | 10% |
| L | PORTO VECCHIO | 7 847 | -25% | 155 115 | 12% |
| | TOTAL | 146 861 | 14% | 1 789 948 | 13% |

| | | | | | |
|---|---------------|--------------|-------------|---------------|-----------|
| T | AJACCIO | 156 | 93% | 2 530 | 54% |
| O | BASTIA | 1 363 | -19% | 24 158 | -2% |
| O | CALVI | 0 | N.S. | 0 | N.S. |
| T | L'ILE ROUSSE | 0 | 0% | 0 | 0% |
| A | PROPRIANO | 0 | 0% | 0 | 0% |
| L | PORTO VECCHIO | 0 | 0% | 1 758 | 0% |
| | TOTAL | 1 519 | -18% | 28 446 | 3% |

| | | | | | |
|-----|-----------------|----------------|------------|------------------|------------|
| CIE | LA MERIDIONALE | 70 802 | 25% | 805 303 | 7% |
| | CORSICA LINEA | 76 059 | 5% | 984 645 | 20% |
| | CORSICA FERRIES | 0 | N.S. | 0 | N.S. |
| | MOBY LINES | 0 | N.S. | 0 | N.S. |
| | TOTAL | 146 861 | 14% | 1 789 948 | 13% |

| | | | | | |
|-----|-----------------|--------------|-------------|---------------|-----------|
| CIE | LA MERIDIONALE | 0 | 0% | 0 | 0% |
| | CORSICA LINEA | 0 | 0% | 0 | 0% |
| | CORSICA FERRIES | 1 519 | -18% | 26 819 | 4% |
| | MOBY LINES | 0 | N.S. | 1 627 | -8% |
| | TOTAL | 1 519 | -18% | 28 446 | 3% |

TRAFICS ROLL Français (Mètres linéaires)

Novembre 2017

CORSE - TOULON

CORSE - TOTAL

| | Longueur Transportée | Novembre | Evolut° | 12 mois | Evolut° |
|----------|----------------------|----------|---------|---------|---------|
| E | AJACCIO | 7 375 | 2% | 90 428 | -9% |
| N | BASTIA | 11 616 | 10% | 107 553 | -17% |
| T | CALVI | 0 | N.S. | 0 | N.S. |
| R | L'ILE ROUSSE | 17 | -89% | 3 106 | 19% |
| E | PROPRIANO | 0 | 0% | 0 | 0% |
| E | PORTO VECCHIO | 159 | 33% | 4 461 | 47% |
| S | TOTAL | 19 167 | 6% | 205 548 | -12% |

| | Longueur Transportée | Novembre | Evolut° | 12 mois | Evolut° |
|----------|----------------------|----------|---------|-----------|---------|
| E | AJACCIO | 34 434 | 16% | 410 696 | 13% |
| N | BASTIA | 49 991 | 17% | 548 578 | 4% |
| T | CALVI | 0 | N.S. | 0 | N.S. |
| R | L'ILE ROUSSE | 2 636 | -25% | 51 568 | 5% |
| E | PROPRIANO | 3 176 | 27% | 40 595 | 8% |
| E | PORTO VECCHIO | 4 167 | -29% | 83 522 | 14% |
| S | TOTAL | 94 404 | 12% | 1 134 959 | 8% |

| | Longueur Transportée | Novembre | Evolut° | 12 mois | Evolut° |
|----------|----------------------|----------|---------|---------|---------|
| S | AJACCIO | 6 234 | 9% | 76 964 | -8% |
| O | BASTIA | 10 537 | 2% | 104 878 | -15% |
| R | CALVI | 0 | N.S. | 0 | N.S. |
| T | L'ILE ROUSSE | 441 | 819% | 3 247 | 56% |
| I | PROPRIANO | 0 | 0% | 0 | 0% |
| E | PORTO VECCHIO | 109 | -43% | 5 691 | 92% |
| S | TOTAL | 17 321 | 7% | 190 780 | -10% |


| | Longueur Transportée | Novembre | Evolut° | 12 mois | Evolut° |
|----------|----------------------|----------|---------|-----------|---------|
| S | AJACCIO | 33 197 | 22% | 385 035 | 11% |
| O | BASTIA | 47 884 | 9% | 531 655 | 5% |
| R | CALVI | 0 | N.S. | 0 | N.S. |
| T | L'ILE ROUSSE | 2 402 | -12% | 46 325 | 7% |
| I | PROPRIANO | 3 033 | 35% | 33 245 | 13% |
| E | PORTO VECCHIO | 3 948 | -21% | 83 503 | 17% |
| S | TOTAL | 90 464 | 12% | 1 079 763 | 8% |

| | Longueur Transportée | Novembre | Evolut° | 12 mois | Evolut° |
|----------|----------------------|----------|---------|---------|---------|
| T | AJACCIO | 13 609 | 5% | 167 392 | -9% |
| O | BASTIA | 22 153 | 6% | 212 431 | -16% |
| T | CALVI | 0 | N.S. | 0 | N.S. |
| A | L'ILE ROUSSE | 458 | 119% | 6 353 | 35% |
| L | PROPRIANO | 0 | 0% | 0 | 0% |
| | PORTO VECCHIO | 268 | 0% | 10 152 | 0% |
| | TOTAL | 36 488 | 6% | 396 328 | -11% |

| | Longueur Transportée | Novembre | Evolut° | 12 mois | Evolut° |
|----------|----------------------|----------|---------|-----------|---------|
| T | AJACCIO | 67 631 | 19% | 795 731 | 12% |
| O | BASTIA | 97 875 | 13% | 1 080 233 | 4% |
| T | CALVI | 0 | N.S. | 0 | N.S. |
| A | L'ILE ROUSSE | 5 038 | -20% | 97 893 | 6% |
| L | PROPRIANO | 6 209 | 30% | 73 840 | 10% |
| | PORTO VECCHIO | 8 115 | -25% | 167 025 | 15% |
| | TOTAL | 184 868 | 12% | 2 214 722 | 8% |

| | Longueur Transportée | Novembre | Evolut° | 12 mois | Evolut° |
|------------|----------------------|----------|---------|---------|---------|
| CIE | LA MERIDIONALE | 0 | 0% | 0 | 0% |
| | CORSICA LINEA | 0 | N.S. | 0 | N.S. |
| | CORSICA FERRIES | 36 488 | 6% | 396 328 | -11% |
| | MOBY LINES | 0 | 0% | 0 | N.S. |
| | TOTAL | 36 488 | 6% | 396 328 | -11% |

| | Longueur Transportée | Novembre | Evolut° | 12 mois | Evolut° |
|------------|----------------------|----------|---------|-----------|---------|
| CIE | LA MERIDIONALE | 70 802 | 25% | 805 303 | 7% |
| | CORSICA LINEA | 76 059 | 5% | 984 645 | 20% |
| | CORSICA FERRIES | 38 007 | 5% | 423 147 | -10% |
| | MOBY LINES | 0 | N.S. | 1 627 | -8% |
| | TOTAL | 184 868 | 12% | 2 214 722 | 8% |



OBSERVATOIRE REGIONAL
DES TRANSPORTS
DE LA CORSE

CORSE TRANSPORTS "MARCHANDISES"

Tonnages Nets Roll & Spécialisé
Traffics Français et Italiens



Direction régionale
de l'Environnement,
de l'Aménagement
et du Logement

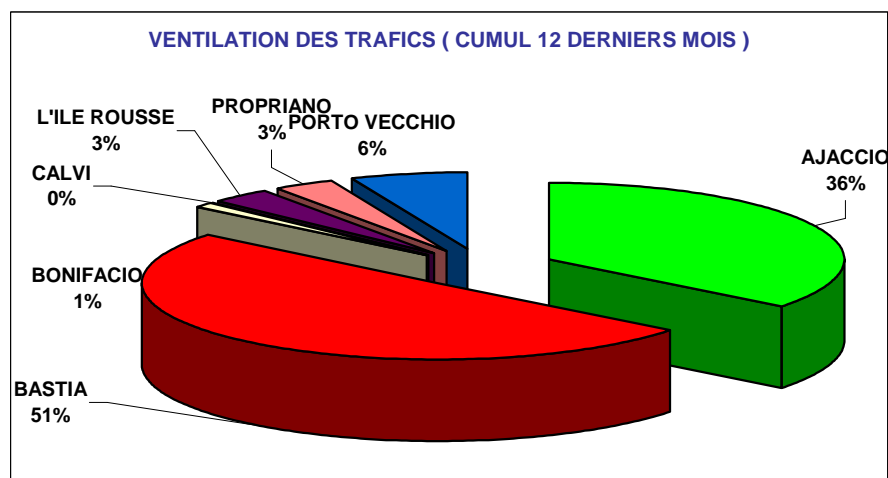
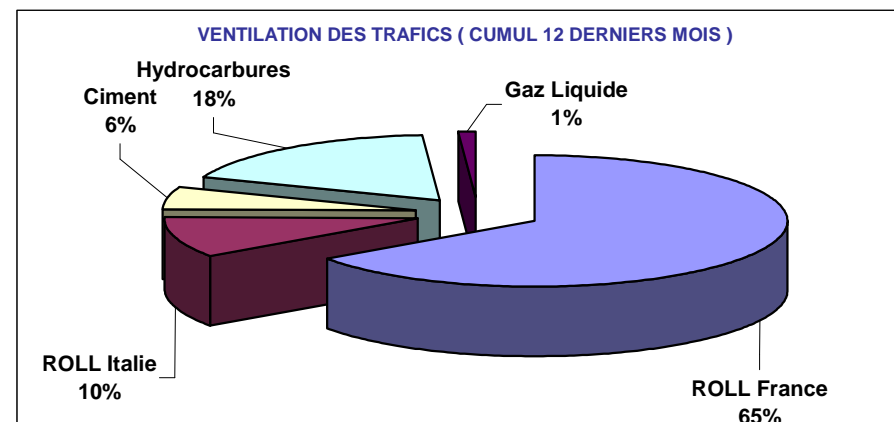
CORSE

Novembre 2017

3,9%

199 631 Tonnes Net (Entrées + Sorties)

| PORTS | Evolutions | | | |
|---------------|------------|----------|---------------|----------|
| | Mensuelle | | Cumul 12 mois | |
| AJACCIO | 13% | ↗ | 12% | ↗ |
| BASTIA | 1% | ↗ | 0% | ↘ |
| BONIFACIO | -15% | ↘ | -3% | ↘ |
| CALVI | N.S. | ↗ | N.S. | ↗ |
| L'ILE ROUSSE | -7% | ↘ | -4% | ↘ |
| PROPRIANO | 2% | ↗ | 3% | ↗ |
| PORTO VECCHIO | -16% | ↘ | 11% | ↗ |
| TOTAL | 4% | ↗ | 5% | ↗ |



RAPPELS :

* La CORSICA LINEA ayant absorbé en Avril 2016 la MCM (reprenneur de la SNCM en Janvier 2016), les trafics de la CORSICA LINEA présentés sont comparés à ceux réalisés par la SNCM par le passé, voire au cumul SNCM + MCM + CORSICA LINEA pour les mois de Janvier à Mars 2016.

* Sur la ligne Bonifacio - Santa Teresa di Gallure, la BLU NAVY a repris la SAREMAR à compter du mois d' Avril 2016.

TRAFICS ROLL & SPECIALISES (Tonnages Nets)

Novembre 2017

| Tonnage Net Transporté | | France | | | | | Italie | TOTAL MENSUEL | |
|----------------------------|---------------|---------------|---------------|---------------|--------------|----------------|---------------|----------------|-----------|
| | | ROLL | CIMENT | HYDROC | GAZ | TOTAL | ROLL | TONNAGE | Evolution |
| E N T R E S | AJACCIO | 37 628 | 2 881 | 25 476 | 610 | 66 595 | 1 172 | 67 767 | 15% |
| | BASTIA | 48 141 | 3 219 | 12 831 | 750 | 64 941 | 15 247 | 80 188 | 1% |
| | BONIFACIO | --- | --- | --- | --- | 0 | 1 263 | 1 263 | -20% |
| | CALVI | 0 | 0 | --- | --- | 0 | 0 | 0 | N.S. |
| | L'ILE ROUSSE | 3 376 | 1 202 | --- | --- | 4 578 | 0 | 4 578 | -11% |
| | PROPRIANO | 3 360 | 478 | --- | --- | 3 838 | 1 630 | 5 468 | 1% |
| | PORTO VECCHIO | 4 824 | 3 806 | --- | --- | 8 630 | 156 | 8 786 | -13% |
| TOTAL | | 97 329 | 11 586 | 38 307 | 1 360 | 148 582 | 19 468 | 168 050 | 5% |
| Evolution | | 1% | 10% | 14% | 12% | 5% | 7% | | |

| CUMUL 12 MOIS | |
|------------------|-----------|
| TONNAGE | Evolution |
| 745 937 | 10% |
| 979 723 | -2% |
| 20 592 | 0% |
| 0 | N.S. |
| 72 324 | -5% |
| 75 387 | 2% |
| 128 293 | 9% |
| 2 022 256 | 3% |

| | | | | | | | | | |
|---------------------------------|---------------|---------------|------------|------------|------------|---------------|--------------|---------------|------------|
| S O R T I E S | AJACCIO | 5 383 | --- | --- | --- | 5 383 | 10 | 5 393 | 0% |
| | BASTIA | 23 399 | --- | --- | --- | 23 399 | 745 | 24 144 | 0% |
| | BONIFACIO | --- | --- | --- | --- | --- | 265 | 265 | 16% |
| | CALVI | 0 | --- | --- | --- | 0 | 0 | 0 | N.S. |
| | L'ILE ROUSSE | 465 | --- | --- | --- | 465 | 0 | 465 | 53% |
| | PROPRIANO | 112 | --- | --- | --- | 112 | 20 | 132 | 74% |
| | PORTO VECCHIO | 1 168 | --- | --- | --- | 1 168 | 14 | 1 182 | -34% |
| TOTAL | | 30 527 | 0 | 0 | 0 | 30 527 | 1 054 | 31 581 | -1% |
| Evolution | | -2% | --- | --- | --- | -2% | 37% | | |

| | |
|----------------|------------|
| 65 790 | 54% |
| 170 712 | 9% |
| 2 002 | -21% |
| 0 | N.S. |
| 3 672 | 31% |
| 1 340 | 94% |
| 17 257 | 26% |
| 260 773 | 19% |

| | | | | | | | | | |
|-----------------------|---------------|----------------|---------------|---------------|--------------|----------------|---------------|----------------|-----------|
| T O T A L | AJACCIO | 43 011 | 2 881 | 25 476 | 610 | 71 978 | 1 182 | 73 160 | 13% |
| | BASTIA | 71 540 | 3 219 | 12 831 | 750 | 88 340 | 15 992 | 104 332 | 1% |
| | BONIFACIO | --- | --- | --- | --- | 0 | 1 528 | 1 528 | -15% |
| | CALVI | 0 | 0 | --- | --- | 0 | 0 | 0 | N.S. |
| | L'ILE ROUSSE | 3 841 | 1 202 | --- | --- | 5 043 | 0 | 5 043 | -7% |
| | PROPRIANO | 3 472 | 478 | --- | --- | 3 950 | 1 650 | 5 600 | 2% |
| | PORTO VECCHIO | 5 992 | 3 806 | --- | --- | 9 798 | 170 | 9 968 | -16% |
| TOTAL | | 127 856 | 11 586 | 38 307 | 1 360 | 179 109 | 20 522 | 199 631 | 4% |
| Evolution | | 0% | 10% | 14% | 12% | 3% | 8% | | |

| | |
|------------------|-----------|
| 811 727 | 12% |
| 1 150 435 | 0% |
| 22 594 | -3% |
| 0 | N.S. |
| 75 996 | -4% |
| 76 727 | 3% |
| 145 550 | 11% |
| 2 283 029 | 5% |

| | | |
|--------------|----------------|-----------|
| France | 179 109 | 3% |
| Italie | 20 522 | 8% |
| TOTAL | 199 631 | 4% |

| | |
|------------------|-----------|
| 2 064 551 | 5% |
| 218 478 | 6% |
| 2 283 029 | 5% |

| | | | | |
|---------------------|-----------------|---------------------|---------------|------------|
| TRAFICS ROLL | CORSICA FERRIES | 38 195 | 16% | |
| | LA MERIDIONALE | 53 229 | -1% | |
| | MOBY LINES | 1 528 | -15% | |
| | SAREMAR | 0 | N.S. | |
| | CORSICA LINEA | 55 426 | -5% | |
| | TOTAL | 148 378 | 1% | |
| TRAFICS SPECIALISES | CIMENT | SOMECA | 11 586 | 10% |
| | HYDROC | FOUQUET | 38 307 | 14% |
| | GAZ | SEA TERMINAL | 1 360 | 12% |

| | | |
|-------|-----------|------|
| 156% | 349 945 | -7% |
| 21% | 621 207 | 2% |
| -60% | 50 845 | 94% |
| -100% | 6 876 | -53% |
| -1% | 685 880 | 16% |
| 24% | 1 714 753 | 6% |
| 391% | 127 351 | -1% |
| -31% | 415 482 | 1% |
| 60% | 25 443 | 25% |

TRAFICS ROLL Français (Tonnages Nets)

Novembre 2017

CORSE - MARSEILLE

CORSE - NICE

| Tonnage Net Transporté | | Novembre | Evolut° | 12 mois | Evolut° |
|------------------------|---------------|---------------|------------|------------------|-----------|
| E | AJACCIO | 31 735 | 9% | 394 258 | 17% |
| N | BASTIA | 38 332 | -1% | 473 122 | 3% |
| T | CALVI | 0 | N.S. | 0 | N.S. |
| R | L'ILE ROUSSE | 2 915 | -23% | 53 867 | -5% |
| E | PROPRIANO | 3 360 | -13% | 51 558 | 2% |
| E | PORTO VECCHIO | 4 824 | -27% | 94 783 | 7% |
| S | TOTAL | 81 166 | -1% | 1 067 588 | 7% |

| Tonnage Net Transporté | | Novembre | Evolut° | 12 mois | Evolut° |
|------------------------|---------------|--------------|------------|---------------|------------|
| E | AJACCIO | 45 | 25% | 881 | 99% |
| N | BASTIA | 970 | 68% | 15 836 | 30% |
| T | CALVI | 0 | N.S. | 0 | N.S. |
| R | L'ILE ROUSSE | 40 | -79% | 708 | 45% |
| E | PROPRIANO | 0 | 0% | 0 | 0% |
| E | PORTO VECCHIO | 0 | N.S. | 359 | 215% |
| S | TOTAL | 1 055 | 20% | 17 784 | 31% |

| | | | | | |
|---|---------------|---------------|------------|----------------|------------|
| S | AJACCIO | 5 240 | 8% | 51 864 | 34% |
| O | BASTIA | 19 180 | -11% | 147 844 | 12% |
| R | CALVI | 0 | N.S. | 0 | N.S. |
| T | L'ILE ROUSSE | 139 | -54% | 2 718 | 18% |
| I | PROPRIANO | 112 | 51% | 1 148 | 209% |
| E | PORTO VECCHIO | 1 168 | -31% | 16 443 | 24% |
| S | TOTAL | 25 839 | -9% | 220 017 | 18% |

| | | | | | |
|---|---------------|-----------|-------------|--------------|------------|
| S | AJACCIO | 10 | 900% | 105 | 62% |
| O | BASTIA | 6 | -93% | 790 | 16% |
| R | CALVI | 0 | N.S. | 0 | N.S. |
| T | L'ILE ROUSSE | 0 | N.S. | 172 | 2357% |
| I | PROPRIANO | 0 | 0% | 0 | 0% |
| E | PORTO VECCHIO | 0 | N.S. | 169 | 13 |
| S | TOTAL | 16 | -80% | 1 236 | 52% |

| | | | | | |
|---|---------------|----------------|------------|------------------|-----------|
| T | AJACCIO | 36 975 | 9% | 446 122 | 18% |
| O | BASTIA | 57 512 | -4% | 620 966 | 5% |
| T | CALVI | 0 | N.S. | 0 | N.S. |
| A | L'ILE ROUSSE | 3 054 | -26% | 56 585 | -4% |
| L | PROPRIANO | 3 472 | -12% | 52 706 | 4% |
| | PORTO VECCHIO | 5 992 | -28% | 111 226 | 9% |
| | TOTAL | 107 005 | -3% | 1 287 605 | 9% |

| | | | | | |
|---|---------------|--------------|------------|---------------|------------|
| T | AJACCIO | 55 | 49% | 986 | 94% |
| O | BASTIA | 976 | 49% | 16 626 | 29% |
| T | CALVI | 0 | N.S. | 0 | N.S. |
| A | L'ILE ROUSSE | 40 | -79% | 880 | 77% |
| L | PROPRIANO | 0 | 0% | 0 | 0% |
| | PORTO VECCHIO | 0 | N.S. | 528 | 319% |
| | TOTAL | 1 071 | 11% | 19 020 | 32% |

| | | | | | |
|-----|-----------------|----------------|------------|------------------|-----------|
| CIE | LA MERIDIONALE | 51 579 | -1% | 601 725 | 2% |
| | MOBY LINES | 0 | N.S. | 0 | N.S. |
| | CORSICA LINEA | 55 426 | -5% | 685 880 | 16% |
| | CORSICA FERRIES | 0 | N.S. | 0 | N.S. |
| | TOTAL | 107 005 | -3% | 1 287 605 | 9% |

| | | | | | |
|-----|-----------------|--------------|------------|---------------|------------|
| CIE | LA MERIDIONALE | 0 | 0% | 0 | 0% |
| | MOBY LINES | 0 | N.S. | 1 131 | -45% |
| | CORSICA LINEA | 0 | N.S. | 0 | N.S. |
| | CORSICA FERRIES | 1 071 | 11% | 17 889 | 45% |
| | TOTAL | 1 071 | 11% | 19 020 | 32% |

TRAFICS ROLL Français (Tonnages Nets)

Novembre 2017

CORSE - TOULON

CORSE - TOTAL

| Tonnage Net Transporté | | Novembre | Evolut° | 12 mois | Evolut° |
|------------------------|---------------|---------------|-----------|----------------|-------------|
| E | AJACCIO | 5 848 | -1% | 72 656 | -16% |
| N | BASTIA | 8 839 | 11% | 81 517 | -25% |
| T | CALVI | 0 | N.S. | 0 | N.S. |
| R | L'ILE ROUSSE | 421 | N.S. | 3 827 | 89% |
| E | PROPRIANO | 0 | 0% | 0 | 0% |
| E | PORTO VECCHIO | 0 | N.S. | 1 154 | 19% |
| S | TOTAL | 15 108 | 9% | 159 154 | -20% |

| Tonnage Net Transporté | | Novembre | Evolut° | 12 mois | Evolut° |
|------------------------|---------------|---------------|-----------|------------------|-----------|
| E | AJACCIO | 37 628 | 7% | 467 795 | 10% |
| N | BASTIA | 48 141 | 2% | 570 475 | -2% |
| T | CALVI | 0 | N.S. | 0 | N.S. |
| R | L'ILE ROUSSE | 3 376 | -15% | 58 402 | -1% |
| E | PROPRIANO | 3 360 | -13% | 51 558 | 2% |
| E | PORTO VECCHIO | 4 824 | -29% | 96 296 | 7% |
| S | TOTAL | 97 329 | 1% | 1 244 526 | 3% |

| | | | | | |
|---|---------------|--------------|------------|---------------|------------|
| S | AJACCIO | 133 | -73% | 13 504 | 233% |
| O | BASTIA | 4 213 | 107% | 15 831 | -6% |
| R | CALVI | 0 | N.S. | 0 | N.S. |
| T | L'ILE ROUSSE | 326 | N.S. | 764 | 57% |
| I | PROPRIANO | 0 | 0% | 0 | 0% |
| E | PORTO VECCHIO | 0 | N.S. | 397 | 67% |
| S | TOTAL | 4 672 | 80% | 30 496 | 42% |

| | | | | | |
|---|---------------|---------------|------------|----------------|------------|
| S | AJACCIO | 5 383 | 0% | 65 473 | 53% |
| O | BASTIA | 23 399 | -1% | 164 465 | 10% |
| R | CALVI | 0 | N.S. | 0 | N.S. |
| T | L'ILE ROUSSE | 465 | 53% | 3 654 | 31% |
| I | PROPRIANO | 112 | 51% | 1 148 | 209% |
| E | PORTO VECCHIO | 1 168 | -34% | 17 009 | 26% |
| S | TOTAL | 30 527 | -2% | 251 749 | 20% |

| | | | | | |
|---|---------------|---------------|------------|----------------|-------------|
| T | AJACCIO | 5 981 | -6% | 86 160 | -4% |
| O | BASTIA | 13 052 | 31% | 97 348 | -22% |
| T | CALVI | 0 | N.S. | 0 | N.S. |
| A | L'ILE ROUSSE | 747 | N.S. | 4 591 | 83% |
| L | PROPRIANO | 0 | 0% | 0 | 0% |
| | PORTO VECCHIO | 0 | N.S. | 1 551 | 28% |
| | TOTAL | 19 780 | 20% | 189 650 | -14% |

| | | | | | |
|---|---------------|----------------|-----------|------------------|-----------|
| T | AJACCIO | 43 011 | 7% | 533 268 | 14% |
| O | BASTIA | 71 540 | 1% | 734 940 | 0% |
| T | CALVI | 0 | N.S. | 0 | N.S. |
| A | L'ILE ROUSSE | 3 841 | -11% | 62 056 | 0% |
| L | PROPRIANO | 3 472 | -12% | 52 706 | 4% |
| | PORTO VECCHIO | 5 992 | -30% | 113 305 | 10% |
| | TOTAL | 127 856 | 0% | 1 496 275 | 6% |

| | | | | | |
|-----|-----------------|---------------|------------|----------------|-------------|
| CIE | LA MERIDIONALE | 0 | 0% | 0 | 0% |
| | CORSICA LINEA | 0 | N.S. | 0 | N.S. |
| | CORSICA FERRIES | 19 780 | 20% | 189 650 | -14% |
| | MOBY LINES | 0 | N.S. | 0 | N.S. |
| | TOTAL | 19 780 | 20% | 189 650 | -14% |

| | | | | | |
|-----|-----------------|----------------|-----------|------------------|-----------|
| CIE | LA MERIDIONALE | 51 579 | -1% | 601 725 | 2% |
| | CORSICA LINEA | 55 426 | -5% | 685 880 | 16% |
| | CORSICA FERRIES | 20 851 | 19% | 207 539 | -11% |
| | MOBY LINES | 0 | N.S. | 1 131 | -45% |
| | TOTAL | 127 856 | 0% | 1 496 275 | 6% |

TRAFICS ROLL Italiens (Tonnages Nets)

Novembre 2017

CORSE - SAVONA

| Tonnage Net Transporté | | Novembre | Evolut° | 12 mois | Evolut° |
|------------------------|-----------------|--------------|-------------|---------------|-------------|
| Entrée | BASTIA | 3 155 | -26% | 25 083 | -43% |
| Sortie | | 325 | 296% | 1 815 | -37% |
| Total | TOTAL | 3 480 | -20% | 26 898 | -43% |
| Entrée | CALVI | 0 | N.S. | 0 | N.S. |
| Sortie | | 0 | N.S. | 0 | N.S. |
| Total | TOTAL | 0 | N.S. | 0 | N.S. |
| Entrée | L'ILE | 0 | N.S. | 0 | N.S. |
| Sortie | ROUSSE | 0 | N.S. | 18 | 350% |
| Total | TOTAL | 0 | N.S. | 18 | 125% |
| Entrée | TOTAL | 3 155 | -26% | 25 083 | -43% |
| Sortie | | 325 | 296% | 1 833 | -37% |
| Total | TOTAL | 3 480 | -20% | 26 916 | -43% |
| dont | CORSICA FERRIES | 3 480 | -20% | 26 916 | -43% |

CORSE - GENES

| Tonnage Net Transporté | | Novembre | Evolut° | 12 mois | Evolut° |
|------------------------|--------------|----------|-------------|--------------|-------------|
| Entrée | BASTIA | 0 | N.S. | 6 101 | 98% |
| Sortie | | 0 | N.S. | 343 | 646% |
| Total | TOTAL | 0 | N.S. | 6 444 | 106% |
| dont | MOBY LINES | 0 | N.S. | 6 444 | 106% |

CORSE - LIVOURNE

| Tonnage Net Transporté | | Novembre | Evolut° | 12 mois | Evolut° |
|------------------------|-----------------|---------------|-------------|----------------|-------------|
| Entrée | BASTIA | 12 092 | 15% | 131 241 | 26% |
| Sortie | | 420 | 0% | 4 089 | -10% |
| Total | TOTAL | 12 512 | 15% | 135 330 | 24% |
| Entrée | L'ILE ROUSSE | 0 | N.S. | 168 | 190% |
| Sortie | | 0 | N.S. | 0 | N.S. |
| Total | TOTAL | 0 | N.S. | 168 | 190% |
| Entrée | TOTAL | 12 092 | 15% | 131 409 | 26% |
| Sortie | | 420 | 0% | 4 089 | -10% |
| Total | TOTAL | 12 512 | 15% | 135 498 | 24% |
| dont | CORSICA FERRIES | 12 512 | 15% | 107 778 | 12% |
| | MOBY LINES | 0 | N.S. | 27 552 | 119% |

CORSE - PORTO TORRES

| Tonnage Net Transporté | | Novembre | Evolut° | 12 mois | Evolut° |
|------------------------|-----------------|--------------|-------------|---------------|-------------|
| Entrée | AJACCIO | 1 172 | 273% | 3 687 | 612% |
| Sortie | | 10 | -38% | 317 | 620% |
| Total | TOTAL | 1 182 | 258% | 4 004 | 612% |
| Entrée | PROPRIANO | 1 630 | 5% | 19 290 | -10% |
| Sortie | | 20 | 900% | 192 | -40% |
| Total | TOTAL | 1 650 | 6% | 19 482 | -10% |
| Entrée | PORTO VECCHIO | 156 | N.S. | 2 702 | 46% |
| Sortie | | 14 | -33% | 240 | -2% |
| Total | TOTAL | 170 | 41% | 2 942 | 161% |
| Entrée | TOTAL | 2 958 | 58% | 25 679 | 8% |
| Sortie | | 44 | 13% | 749 | 24% |
| Total | TOTAL | 3 002 | 57% | 26 428 | 9% |
| dont | LA MERIDIONALE | 1 650 | 6% | 19 482 | -11% |
| | CORSICA LINEA | 0 | N.S. | 0 | N.S. |
| | CORSICA FERRIES | 1 352 | 285% | 6 946 | 187% |

CORSE - SANTA TERESA

| Tonnage Net Transporté | | Novembre | Evolut° | 12 mois | Evolut° |
|------------------------|--------------|--------------|-------------|---------------|------------|
| Entrée | BONIFACIO | 1 263 | -20% | 20 592 | 0% |
| Sortie | | 265 | 16% | 2 002 | -21% |
| Total | TOTAL | 1 528 | -15% | 22 594 | -3% |
| dont | MOBY LINES | 1 528 | -15% | 15 718 | 86% |
| | BLU NAVY | 0 | N.S. | 6 876 | -53% |

CORSE - GOLFO ARANCI

| Tonnage Net Transporté | | Novembre | Evolut° | 12 mois | Evolut° |
|------------------------|-----------------|----------|-------------|------------|-------------|
| Entrée | PORTO VECCHIO | 0 | N.S. | 590 | 1413% |
| Sortie | | 0 | N.S. | 8 | -88% |
| Total | TOTAL | 0 | N.S. | 598 | 481% |
| dont | CORSICA FERRIES | 0 | N.S. | 598 | 481% |

CORSE - TOTAL

| Tonnage Net Transporté | | Novembre | Evolut° | 12 mois | Evolut° |
|------------------------|---------------|---------------|-----------|----------------|-----------|
| Entrée | AJACCIO | 1 172 | 273% | 3 687 | 612% |
| | BASTIA | 15 247 | 3% | 162 425 | 7% |
| | BONIFACIO | 1 263 | -20% | 20 592 | 0% |
| | CALVI | 0 | N.S. | 0 | N.S. |
| | L'ILE ROUSSE | 0 | N.S. | 168 | 171% |
| | PROPRIANO | 1 630 | 5% | 19 290 | -10% |
| | PORTO VECCHIO | 156 | N.S. | 3 292 | 75% |
| Total | TOTAL | 19 468 | 7% | 209 454 | 7% |

| | | | | | |
|--------------|---------------|--------------|------------|--------------|-------------|
| Sortie | AJACCIO | 10 | -38% | 317 | 620% |
| | BASTIA | 745 | 48% | 6 247 | -16% |
| | BONIFACIO | 265 | 16% | 2 002 | -21% |
| | CALVI | 0 | N.S. | 0 | N.S. |
| | L'ILE ROUSSE | 0 | N.S. | 18 | 350% |
| | PROPRIANO | 20 | 900% | 192 | -40% |
| | PORTO VECCHIO | 14 | -33% | 248 | -19% |
| Total | TOTAL | 1 054 | 37% | 9 024 | -16% |

| | | | | | |
|--------------|-----------------|---------------|-----------|----------------|-----------|
| TOTAL | AJACCIO | 1 182 | 258% | 4 004 | 612% |
| | BASTIA | 15 992 | 5% | 168 672 | 6% |
| | BONIFACIO | 1 528 | -15% | 22 594 | -3% |
| | CALVI | 0 | N.S. | 0 | N.S. |
| | L'ILE ROUSSE | 0 | N.S. | 186 | 182% |
| | PROPRIANO | 1 650 | 6% | 19 482 | -10% |
| | PORTO VECCHIO | 170 | 710% | 3 540 | 61% |
| Total | TOTAL | 20 522 | 8% | 218 478 | 6% |
| dont | CORSICA FERRIES | 17 344 | 11% | 142 406 | -2% |
| | LA MERIDIONALE | 1 650 | 6% | 19 482 | -11% |
| | MOBY LINES | 1 528 | -15% | 49 714 | 106% |
| | BLU NAVY | 0 | N.S. | 6 876 | -53% |
| | CORSICA LINEA | 0 | N.S. | 0 | N.S. |