

OBSERVATOIRE REGIONAL  
DES TRANSPORTS  
DE LA CORSE

# CORSE TRANSPORTS "MARCHANDISES" Longueur Roll ( Trafic National )



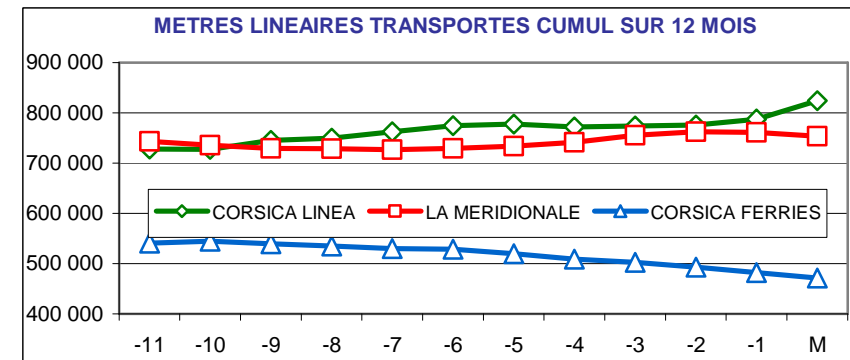
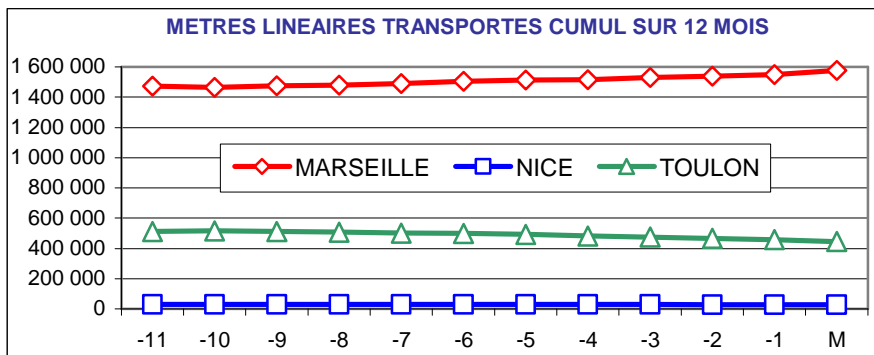
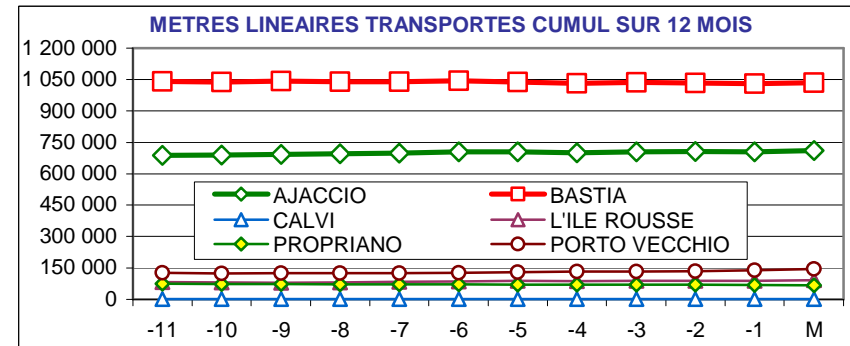
De Juin à Septembre 2016, la ligne L'Ile Rousse - Marseille, auparavant assurée par CORSICA LINEA, a été opérée par LA MERIDIONALE avec un navire loué auprès de CORSICA LINEA

**Novembre 2016**

**11,7%**

165 186 Mètres Linéaires transportés ( Entrée + Sortie )

| PORTS         | Evolutions |               |
|---------------|------------|---------------|
|               | Mensuelle  | Cumul 12 mois |
| AJACCIO       | 14% ↗      | 4% ↗          |
| BASTIA        | 5% ↗       | -1% ↘         |
| CALVI         | N.S. ↗     | -36% ↘        |
| L'ILE ROUSSE  | 97% ↗      | 13% ↗         |
| PROPRIANO     | -28% ↘     | -11% ↘        |
| PORTO VECCHIO | 91% ↗      | 15% ↗         |
| MARSEILLE     | 28% ↗      | 7% ↗          |
| NICE          | 74% ↗      | -8% ↘         |
| TOULON        | -25% ↘     | -12% ↘        |
| <b>TOTAL</b>  | 12% ↗      | 2% ↗          |



DIRECTION REGIONALE DE L'ENVIRONNEMENT DE L'AMENAGEMENT ET DU LOGEMENT DE LA CORSE

CS 10 006 20704 AJACCIO Cedex 9 TEL 04 95 51 79 47 FAX 04 95 51 79 89 Site Internet : [www.ortc.info](http://www.ortc.info) Email : [ort.corse@wanadoo.fr](mailto:ort.corse@wanadoo.fr)

# TRAFICS ROLL Français ( Mètres linéaires )

## Novembre 2016

### CORSE - MARSEILLE

### CORSE - NICE

| Longueur Transportée | Novembre      | Evolut°       | 12 mois    | Evolut°        |           |
|----------------------|---------------|---------------|------------|----------------|-----------|
| E                    | AJACCIO       | 22 301        | 39%        | 264 136        | 11%       |
| N                    | BASTIA        | 31 492        | 22%        | 382 361        | 5%        |
| T                    | CALVI         | 0             | N.S.       | 0              | N.S.      |
| R                    | L'ILE ROUSSE  | 3 377         | 104%       | 46 414         | 13%       |
| E                    | PROPRIANO     | 2 503         | -35%       | 37 543         | -11%      |
| E                    | PORTO VECCHIO | 5 631         | 77%        | 70 312         | 9%        |
| S                    | <b>TOTAL</b>  | <b>65 304</b> | <b>29%</b> | <b>800 766</b> | <b>7%</b> |

| Longueur Transportée | Novembre      | Evolut°    | 12 mois    | Evolut°       |            |
|----------------------|---------------|------------|------------|---------------|------------|
| E                    | AJACCIO       | 70         | 52%        | 1 035         | 117%       |
| N                    | BASTIA        | 666        | 24%        | 14 723        | -6%        |
| T                    | CALVI         | 0          | N.S.       | 496           | 9%         |
| R                    | L'ILE ROUSSE  | 0          | 0%         | 0             | 0%         |
| E                    | PROPRIANO     | 0          | 0%         | 0             | 0%         |
| E                    | PORTO VECCHIO | 97         | N.S.       | 203           | N.S.       |
| S                    | <b>TOTAL</b>  | <b>833</b> | <b>43%</b> | <b>16 457</b> | <b>-1%</b> |

|   |               |               |            |                |           |
|---|---------------|---------------|------------|----------------|-----------|
| S | AJACCIO       | 21 502        | 34%        | 262 293        | 10%       |
| O | BASTIA        | 32 448        | 17%        | 375 380        | 4%        |
| R | CALVI         | 0             | N.S.       | 0              | N.S.      |
| T | L'ILE ROUSSE  | 2 681         | 82%        | 41 355         | 18%       |
| I | PROPRIANO     | 2 255         | -19%       | 29 416         | -11%      |
| E | PORTO VECCHIO | 4 801         | 92%        | 68 096         | 12%       |
| S | <b>TOTAL</b>  | <b>63 687</b> | <b>26%</b> | <b>776 540</b> | <b>7%</b> |

|   |               |              |             |               |             |
|---|---------------|--------------|-------------|---------------|-------------|
| S | AJACCIO       | 11           | -59%        | 609           | -36%        |
| O | BASTIA        | 1 008        | 118%        | 10 021        | -17%        |
| R | CALVI         | 0            | N.S.        | 191           | -55%        |
| T | L'ILE ROUSSE  | 0            | 0%          | 0             | 0%          |
| I | PROPRIANO     | 0            | 0%          | 0             | 0%          |
| E | PORTO VECCHIO | 11           | N.S.        | 261           | N.S.        |
| S | <b>TOTAL</b>  | <b>1 030</b> | <b>111%</b> | <b>11 082</b> | <b>-17%</b> |

|   |               |                |            |                  |           |
|---|---------------|----------------|------------|------------------|-----------|
| T | AJACCIO       | 43 803         | 36%        | 526 429          | 11%       |
| O | BASTIA        | 63 940         | 19%        | 757 741          | 5%        |
| O | CALVI         | 0              | N.S.       | 0                | N.S.      |
| T | L'ILE ROUSSE  | 6 058          | 93%        | 87 769           | 15%       |
| A | PROPRIANO     | 4 758          | -28%       | 66 959           | -11%      |
| L | PORTO VECCHIO | 10 432         | 84%        | 138 408          | 10%       |
|   | <b>TOTAL</b>  | <b>128 991</b> | <b>28%</b> | <b>1 577 306</b> | <b>7%</b> |

|   |               |              |            |               |            |
|---|---------------|--------------|------------|---------------|------------|
| T | AJACCIO       | 81           | 11%        | 1 644         | 15%        |
| O | BASTIA        | 1 674        | 68%        | 24 744        | -11%       |
| O | CALVI         | 0            | N.S.       | 687           | -22%       |
| T | L'ILE ROUSSE  | 0            | 0%         | 0             | 0%         |
| A | PROPRIANO     | 0            | 0%         | 0             | 0%         |
| L | PORTO VECCHIO | 108          | 0%         | 464           | 0%         |
|   | <b>TOTAL</b>  | <b>1 863</b> | <b>74%</b> | <b>27 539</b> | <b>-8%</b> |

|     |                 |                |            |                  |           |
|-----|-----------------|----------------|------------|------------------|-----------|
| CIE | LA MERIDIONALE  | 56 824         | -12%       | 753 509          | 2%        |
|     | CORSICA LINEA   | 72 167         | 99%        | 823 797          | 12%       |
|     | CORSICA FERRIES | 0              | N.S.       | 0                | N.S.      |
|     | MOBY LINES      | 0              | N.S.       | 0                | N.S.      |
|     | <b>TOTAL</b>    | <b>128 991</b> | <b>28%</b> | <b>1 577 306</b> | <b>7%</b> |

|     |                 |              |            |               |            |
|-----|-----------------|--------------|------------|---------------|------------|
| CIE | LA MERIDIONALE  | 0            | 0%         | 0             | 0%         |
|     | CORSICA LINEA   | 0            | 0%         | 0             | 0%         |
|     | CORSICA FERRIES | 1 863        | 74%        | 25 778        | -14%       |
|     | MOBY LINES      | 0            | N.S.       | 1 761         | N.S.       |
|     | <b>TOTAL</b>    | <b>1 863</b> | <b>74%</b> | <b>27 539</b> | <b>-8%</b> |

**RAPPEL** : La CORSICA LINEA ayant absorbé en Avril 2016 la MCM reprenneur de la SNCM en Janvier 2016, les trafics de la CORSICA LINEA présentés sont comparés à ceux réalisés par la SNCM par le passé, voire au cumul SNCM + MCM + CORSICA LINEA pour les mois de Janvier à Mars 2016.

# TRAFICS ROLL Français ( Mètres linéaires )

## Novembre 2016

### CORSE - TOULON

### CORSE - TOTAL

| Longueur Transportée |               | Novembre      | Evolut°     | 12 mois        | Evolut°     |
|----------------------|---------------|---------------|-------------|----------------|-------------|
| E                    | AJACCIO       | 7 224         | -27%        | 99 350         | -11%        |
| N                    | BASTIA        | 10 577        | -27%        | 129 146        | -13%        |
| T                    | CALVI         | 0             | N.S.        | 180            | 29%         |
| R                    | L'ILE ROUSSE  | 161           | 3120%       | 2 618          | -24%        |
| E                    | PROPRIANO     | 0             | 0%          | 0              | 0%          |
| E                    | PORTO VECCHIO | 120           | N.S.        | 3 029          | N.S.        |
| S                    | <b>TOTAL</b>  | <b>18 082</b> | <b>-26%</b> | <b>234 323</b> | <b>-11%</b> |

| Longueur Transportée |               | Novembre      | Evolut°    | 12 mois          | Evolut°   |
|----------------------|---------------|---------------|------------|------------------|-----------|
| E                    | AJACCIO       | 29 595        | 14%        | 364 521          | 4%        |
| N                    | BASTIA        | 42 735        | 5%         | 526 230          | 0%        |
| T                    | CALVI         | 0             | N.S.       | 676              | 14%       |
| R                    | L'ILE ROUSSE  | 3 538         | 113%       | 49 032           | 10%       |
| E                    | PROPRIANO     | 2 503         | -35%       | 37 543           | -11%      |
| E                    | PORTO VECCHIO | 5 848         | 84%        | 73 544           | 14%       |
| S                    | <b>TOTAL</b>  | <b>84 219</b> | <b>12%</b> | <b>1 051 546</b> | <b>2%</b> |

|   |               |               |             |                |             |
|---|---------------|---------------|-------------|----------------|-------------|
| S | AJACCIO       | 5 710         | -27%        | 83 870         | -13%        |
| O | BASTIA        | 10 301        | -24%        | 122 693        | -14%        |
| R | CALVI         | 0             | N.S.        | 13             | -96%        |
| T | L'ILE ROUSSE  | 48            | 23%         | 2 088          | -13%        |
| I | PROPRIANO     | 0             | 0%          | 0              | 0%          |
| E | PORTO VECCHIO | 191           | N.S.        | 2 969          | N.S.        |
| S | <b>TOTAL</b>  | <b>16 250</b> | <b>-24%</b> | <b>211 633</b> | <b>-13%</b> |

|   |               |               |            |                |           |
|---|---------------|---------------|------------|----------------|-----------|
| S | AJACCIO       | 27 223        | 14%        | 346 772        | 4%        |
| O | BASTIA        | 43 757        | 5%         | 508 094        | -1%       |
| R | CALVI         | 0             | N.S.       | 204            | -74%      |
| T | L'ILE ROUSSE  | 2 729         | 80%        | 43 443         | 16%       |
| I | PROPRIANO     | 2 255         | -19%       | 29 416         | -11%      |
| E | PORTO VECCHIO | 5 003         | 100%       | 71 326         | 17%       |
| S | <b>TOTAL</b>  | <b>80 967</b> | <b>12%</b> | <b>999 255</b> | <b>2%</b> |


|   |               |               |             |                |             |
|---|---------------|---------------|-------------|----------------|-------------|
| T | AJACCIO       | 12 934        | -27%        | 183 220        | -12%        |
| O | BASTIA        | 20 878        | -25%        | 251 839        | -13%        |
| T | CALVI         | 0             | N.S.        | 193            | -61%        |
| A | L'ILE ROUSSE  | 209           | 375%        | 4 706          | -19%        |
| L | PROPRIANO     | 0             | 0%          | 0              | 0%          |
|   | PORTO VECCHIO | 311           | 0%          | 5 998          | 0%          |
|   | <b>TOTAL</b>  | <b>34 332</b> | <b>-25%</b> | <b>445 956</b> | <b>-12%</b> |

|   |               |                |            |                  |           |
|---|---------------|----------------|------------|------------------|-----------|
| T | AJACCIO       | 56 818         | 14%        | 711 293          | 4%        |
| O | BASTIA        | 86 492         | 5%         | 1 034 324        | -1%       |
| T | CALVI         | 0              | N.S.       | 880              | -36%      |
| A | L'ILE ROUSSE  | 6 267          | 97%        | 92 475           | 13%       |
| L | PROPRIANO     | 4 758          | -28%       | 66 959           | -11%      |
|   | PORTO VECCHIO | 10 851         | 91%        | 144 870          | 15%       |
|   | <b>TOTAL</b>  | <b>165 186</b> | <b>12%</b> | <b>2 050 801</b> | <b>2%</b> |

|     |                 |               |             |                |             |
|-----|-----------------|---------------|-------------|----------------|-------------|
| CIE | LA MERIDIONALE  | 0             | 0%          | 0              | 0%          |
|     | CORSICA LINEA   | 0             | N.S.        | 0              | N.S.        |
|     | CORSICA FERRIES | 34 332        | -25%        | 445 956        | -12%        |
|     | MOBY LINES      | 0             | N.S.        | 0              | N.S.        |
|     | <b>TOTAL</b>    | <b>34 332</b> | <b>-25%</b> | <b>445 956</b> | <b>-12%</b> |

|     |                 |                |            |                  |           |
|-----|-----------------|----------------|------------|------------------|-----------|
| CIE | LA MERIDIONALE  | 56 824         | -12%       | 753 509          | 2%        |
|     | CORSICA LINEA   | 72 167         | 99%        | 823 797          | 12%       |
|     | CORSICA FERRIES | 36 195         | -23%       | 471 734          | -12%      |
|     | MOBY LINES      | 0              | N.S.       | 1 761            | N.S.      |
|     | <b>TOTAL</b>    | <b>165 186</b> | <b>12%</b> | <b>2 050 801</b> | <b>2%</b> |

**RAPPEL** : La CORSICA LINEA ayant absorbé en Avril 2016 la MCM reprenneur de la SNCM en Janvier 2016, les trafics de la CORSICA LINEA présentés sont comparés à ceux réalisés par la SNCM par le passé, voire au cumul SNCM + MCM + CORSICA LINEA pour les mois de Janvier à Mars 2016.



OBSERVATOIRE REGIONAL  
DES TRANSPORTS  
DE LA CORSE

# CORSE TRANSPORTS "MARCHANDISES"

Tonnages Nets Roll & Spécialisé  
Trafics Français et Italiens



Direction régionale  
de l'Environnement,  
de l'Aménagement  
et du Logement

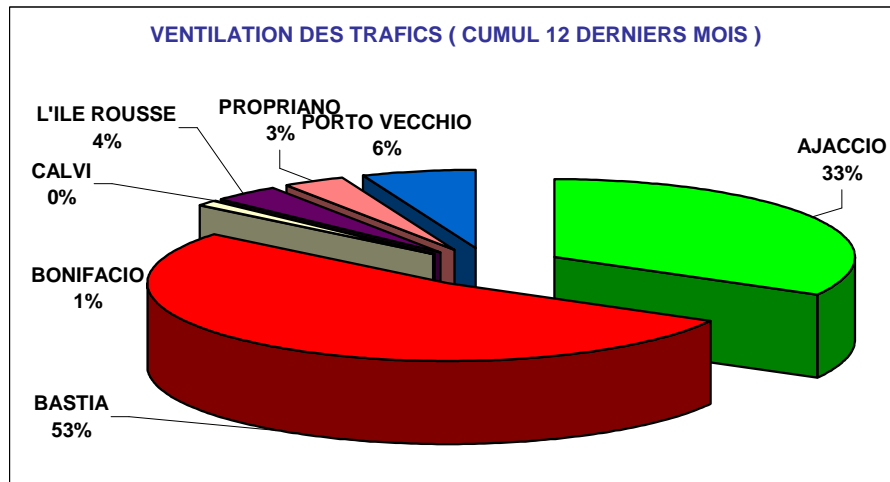
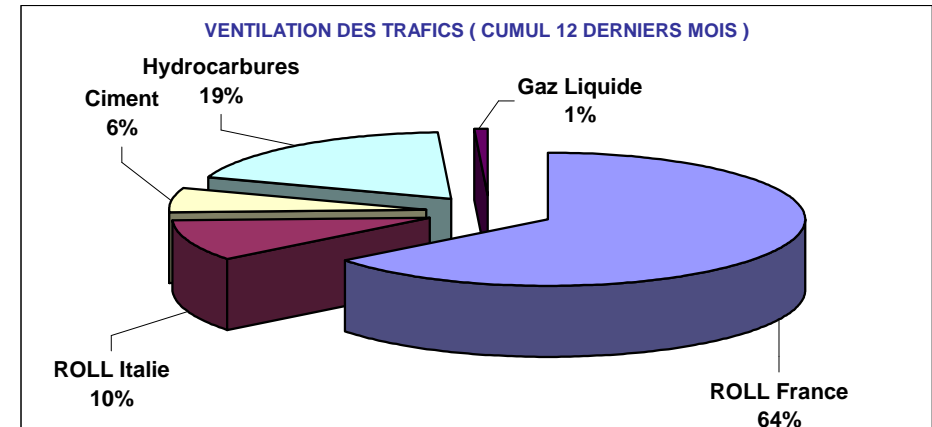
CORSE

Novembre 2016

5,8%

192 223 Tonnes Net ( Entrées + Sorties )

| PORTS         | Evolutions |   |               |   |
|---------------|------------|---|---------------|---|
|               | Mensuelle  |   | Cumul 12 mois |   |
| AJACCIO       | 24%        | ↗ | 0%            | ↗ |
| BASTIA        | -4%        | ↘ | -2%           | ↘ |
| BONIFACIO     | -28%       | ↘ | -18%          | ↘ |
| CALVI         | N.S.       | ↗ | 122%          | ↗ |
| L'ILE ROUSSE  | 75%        | ↗ | 22%           | ↗ |
| PROPRIANO     | -29%       | ↘ | -11%          | ↘ |
| PORTO VECCHIO | 40%        | ↗ | 5%            | ↗ |
| <b>TOTAL</b>  | 6%         | ↗ | 0%            | ↘ |



**RAPPEL** : La CORSICA LINEA ayant absorbé en Avril 2016 la MCM reprenneur de la SNCM en Janvier 2016, les trafics de la CORSICA LINEA présentés sont comparés à ceux réalisés par la SNCM par le passé, voire au cumul SNCM + MCM + CORSICA LINEA pour les mois de Janvier à Mars 2016.

DIRECTION REGIONALE DE L'ENVIRONNEMENT DE L'AMENAGEMENT ET DU LOGEMENT DE LA CORSE

CS 10 006 20704 AJACCIO Cedex 9 TEL 04 95 51 79 47 FAX 04 95 51 79 89 Site Internet : [www.ortc.info](http://www.ortc.info) Email : [ort.corse@wanadoo.fr](mailto:ort.corse@wanadoo.fr)

# TRAFICS ROLL & SPECIALISES ( Tonnages Nets )

Novembre 2016

| Tonnage Net Transporté     |               | France        |               |               |              |                | Italie        | TOTAL MENSUEL  |           |
|----------------------------|---------------|---------------|---------------|---------------|--------------|----------------|---------------|----------------|-----------|
|                            |               | ROLL          | CIMENT        | HYDROC        | GAZ          | TOTAL          | ROLL          | TONNAGE        | Evolution |
| E<br>N<br>T<br>R<br>E<br>S | AJACCIO       | 35 004        | 3 416         | 20 273        | 130          | 58 823         | 314           | 59 137         | 21%       |
|                            | BASTIA        | 47 197        | 2 793         | 13 289        | 1 080        | 64 359         | 14 734        | 79 093         | -8%       |
|                            | BONIFACIO     | ---           | ---           | ---           | ---          | 0              | 1 570         | 1 570          | -32%      |
|                            | CALVI         | 0             | 0             | ---           | ---          | 0              | 0             | 0              | N.S.      |
|                            | L'ILE ROUSSE  | 3 992         | 1 155         | ---           | ---          | 5 147          | 0             | 5 147          | 68%       |
|                            | PROPRIANO     | 3 883         | 0             | ---           | ---          | 3 883          | 1 554         | 5 437          | -27%      |
|                            | PORTO VECCHIO | 6 754         | 3 194         | ---           | ---          | 9 948          | 0             | 9 948          | 30%       |
|                            | <b>TOTAL</b>  | <b>96 830</b> | <b>10 558</b> | <b>33 562</b> | <b>1 210</b> | <b>142 160</b> | <b>18 172</b> | <b>160 332</b> | <b>3%</b> |
| <b>Evolution</b>           | <b>12%</b>    | <b>-9%</b>    | <b>-15%</b>   | <b>-5%</b>    | <b>2%</b>    | <b>13%</b>     |               |                |           |

| CUMUL 12 MOIS    |            |
|------------------|------------|
| TONNAGE          | Evolution  |
| 679 365          | -1%        |
| 994 432          | -2%        |
| 20 693           | -18%       |
| 745              | 189%       |
| 75 982           | 21%        |
| 74 156           | -10%       |
| 116 815          | 3%         |
| <b>1 962 188</b> | <b>-1%</b> |

|                                 |               |               |            |            |            |               |            |               |            |
|---------------------------------|---------------|---------------|------------|------------|------------|---------------|------------|---------------|------------|
| S<br>O<br>R<br>T<br>I<br>E<br>S | AJACCIO       | 5 367         | ---        | ---        | ---        | 5 367         | 16         | 5 383         | 67%        |
|                                 | BASTIA        | 23 616        | ---        | ---        | ---        | 23 616        | 503        | 24 119        | 9%         |
|                                 | BONIFACIO     | ---           | ---        | ---        | ---        | ---           | 229        | 229           | 29%        |
|                                 | CALVI         | 0             | ---        | ---        | ---        | 0             | 0          | 0             | N.S.       |
|                                 | L'ILE ROUSSE  | 304           | ---        | ---        | ---        | 304           | 0          | 304           | 508%       |
|                                 | PROPRIANO     | 74            | ---        | ---        | ---        | 74            | 2          | 76            | -68%       |
|                                 | PORTO VECCHIO | 1 759         | ---        | ---        | ---        | 1 759         | 21         | 1 780         | 133%       |
|                                 | <b>TOTAL</b>  | <b>31 120</b> | <b>0</b>   | <b>0</b>   | <b>0</b>   | <b>31 120</b> | <b>771</b> | <b>31 891</b> | <b>21%</b> |
| <b>Evolution</b>                | <b>21%</b>    | <b>---</b>    | <b>---</b> | <b>---</b> | <b>21%</b> | <b>-18%</b>   |            |               |            |

|                |           |
|----------------|-----------|
| 42 759         | 17%       |
| 157 185        | 2%        |
| 2 523          | -15%      |
| 62             | -41%      |
| 2 802          | 103%      |
| 690            | -51%      |
| 13 787         | 28%       |
| <b>219 808</b> | <b>6%</b> |

|                       |               |                |               |               |              |                |               |                |           |
|-----------------------|---------------|----------------|---------------|---------------|--------------|----------------|---------------|----------------|-----------|
| T<br>O<br>T<br>A<br>L | AJACCIO       | 40 371         | 3 416         | 20 273        | 130          | 64 190         | 330           | 64 520         | 24%       |
|                       | BASTIA        | 70 813         | 2 793         | 13 289        | 1 080        | 87 975         | 15 237        | 103 212        | -4%       |
|                       | BONIFACIO     | ---            | ---           | ---           | ---          | 0              | 1 799         | 1 799          | -28%      |
|                       | CALVI         | 0              | 0             | ---           | ---          | 0              | 0             | 0              | N.S.      |
|                       | L'ILE ROUSSE  | 4 296          | 1 155         | ---           | ---          | 5 451          | 0             | 5 451          | 75%       |
|                       | PROPRIANO     | 3 957          | 0             | ---           | ---          | 3 957          | 1 556         | 5 513          | -29%      |
|                       | PORTO VECCHIO | 8 513          | 3 194         | ---           | ---          | 11 707         | 21            | 11 728         | 40%       |
|                       | <b>TOTAL</b>  | <b>127 950</b> | <b>10 558</b> | <b>33 562</b> | <b>1 210</b> | <b>173 280</b> | <b>18 943</b> | <b>192 223</b> | <b>6%</b> |
| <b>Evolution</b>      | <b>14%</b>    | <b>-9%</b>     | <b>-15%</b>   | <b>-5%</b>    | <b>5%</b>    | <b>11%</b>     |               |                |           |

|                  |           |
|------------------|-----------|
| 722 124          | 0%        |
| 1 151 617        | -2%       |
| 23 216           | -18%      |
| 807              | 122%      |
| 78 784           | 22%       |
| 74 846           | -11%      |
| 130 602          | 5%        |
| <b>2 181 996</b> | <b>0%</b> |

|              |                |           |
|--------------|----------------|-----------|
| France       | 173 280        | 5%        |
| Italie       | 18 943         | 11%       |
| <b>TOTAL</b> | <b>192 223</b> | <b>6%</b> |

|                  |           |
|------------------|-----------|
| 1 975 346        | -1%       |
| 206 650          | 4%        |
| <b>2 181 996</b> | <b>0%</b> |

|                     |        |                 |                |            |
|---------------------|--------|-----------------|----------------|------------|
| TRAFICS             | ROLL   | CORSICA FERRIES | 33 042         | -17%       |
|                     |        | LA MERIDIONALE  | 53 627         | -6%        |
|                     |        | MOBY LINES      | 1 799          | N.S.       |
|                     |        | SAREMAR         | 0              | N.S.       |
|                     |        | CORSICA LINEA   | 58 425         | 96%        |
|                     |        | <b>TOTAL</b>    | <b>146 893</b> | <b>14%</b> |
| TRAFICS SPECIALISES | CIMENT | SOMECA          | 10 558         | -9%        |
|                     | HYDROC | FOUQUET         | 33 562         | -15%       |
|                     | GAZ    | SEA TERMINAL    | 1 210          | -5%        |

|                  |           |
|------------------|-----------|
| 377 926          | -10%      |
| 611 994          | 5%        |
| 26 170           | 17%       |
| 14 770           | -28%      |
| 591 518          | 17%       |
| <b>1 622 378</b> | <b>4%</b> |
| 128 000          | 4%        |
| 411 316          | -16%      |
| 20 302           | -13%      |

# TRAFICS ROLL Français ( Tonnages Nets )

## Novembre 2016

### CORSE - MARSEILLE

### CORSE - NICE

| Tonnage Net Transporté          |               | Novembre      | Evolut°    | 12 mois        | Evolut°    |
|---------------------------------|---------------|---------------|------------|----------------|------------|
| E<br>N<br>T<br>R<br>E<br>E<br>S | AJACCIO       | 29 075        | 41%        | 338 078        | 15%        |
|                                 | BASTIA        | 38 683        | 21%        | 461 000        | 12%        |
|                                 | CALVI         | 0             | N.S.       | 0              | N.S.       |
|                                 | L'ILE ROUSSE  | 3 798         | 101%       | 56 775         | 29%        |
|                                 | PROPRIANO     | 3 883         | -23%       | 50 472         | -10%       |
|                                 | PORTO VECCHIO | 6 611         | 53%        | 88 531         | 9%         |
| <b>TOTAL</b>                    |               | <b>82 050</b> | <b>28%</b> | <b>994 856</b> | <b>12%</b> |

| Tonnage Net Transporté          |               | Novembre   | Evolut°    | 12 mois       | Evolut°     |
|---------------------------------|---------------|------------|------------|---------------|-------------|
| E<br>N<br>T<br>R<br>E<br>E<br>S | AJACCIO       | 36         | -14%       | 442           | 232%        |
|                                 | BASTIA        | 576        | 1%         | 12 205        | -55%        |
|                                 | CALVI         | 0          | N.S.       | 339           | 70%         |
|                                 | L'ILE ROUSSE  | 194        | N.S.       | 489           | -61%        |
|                                 | PROPRIANO     | 0          | 0%         | 0             | 0%          |
|                                 | PORTO VECCHIO | 74         | N.S.       | 114           | N.S.        |
| <b>TOTAL</b>                    |               | <b>880</b> | <b>43%</b> | <b>13 589</b> | <b>-53%</b> |

| Tonnage Net Transporté          |               | Novembre      | Evolut°    | 12 mois        | Evolut°   |
|---------------------------------|---------------|---------------|------------|----------------|-----------|
| S<br>O<br>R<br>T<br>I<br>E<br>S | AJACCIO       | 4 868         | 74%        | 38 597         | 20%       |
|                                 | BASTIA        | 21 503        | 22%        | 132 265        | 1%        |
|                                 | CALVI         | 0             | N.S.       | 0              | N.S.      |
|                                 | L'ILE ROUSSE  | 304           | 508%       | 2 305          | 240%      |
|                                 | PROPRIANO     | 74            | -48%       | 372            | -43%      |
|                                 | PORTO VECCHIO | 1 697         | 125%       | 13 229         | 26%       |
| <b>TOTAL</b>                    |               | <b>28 446</b> | <b>34%</b> | <b>186 768</b> | <b>7%</b> |

| Tonnage Net Transporté          |               | Novembre  | Evolut°   | 12 mois    | Evolut°     |
|---------------------------------|---------------|-----------|-----------|------------|-------------|
| S<br>O<br>R<br>T<br>I<br>E<br>S | AJACCIO       | 1         | -89%      | 65         | 2%          |
|                                 | BASTIA        | 81        | 19%       | 681        | -60%        |
|                                 | CALVI         | 0         | N.S.      | 50         | 35%         |
|                                 | L'ILE ROUSSE  | 0         | N.S.      | 7          | -98%        |
|                                 | PROPRIANO     | 0         | 0%        | 0          | 0%          |
|                                 | PORTO VECCHIO | 0         | N.S.      | 12         | N.S.        |
| <b>TOTAL</b>                    |               | <b>82</b> | <b>6%</b> | <b>815</b> | <b>-61%</b> |

| Tonnage Net Transporté |               | Novembre       | Evolut°    | 12 mois          | Evolut°    |
|------------------------|---------------|----------------|------------|------------------|------------|
| T<br>O<br>T<br>A<br>L  | AJACCIO       | 33 943         | 45%        | 376 675          | 16%        |
|                        | BASTIA        | 60 186         | 21%        | 593 265          | 9%         |
|                        | CALVI         | 0              | N.S.       | 0                | N.S.       |
|                        | L'ILE ROUSSE  | 4 102          | 112%       | 59 080           | 32%        |
|                        | PROPRIANO     | 3 957          | -24%       | 50 844           | -11%       |
|                        | PORTO VECCHIO | 8 308          | 63%        | 101 760          | 11%        |
| <b>TOTAL</b>           |               | <b>110 496</b> | <b>30%</b> | <b>1 181 624</b> | <b>11%</b> |

| Tonnage Net Transporté |               | Novembre   | Evolut°    | 12 mois       | Evolut°     |
|------------------------|---------------|------------|------------|---------------|-------------|
| T<br>O<br>T<br>A<br>L  | AJACCIO       | 37         | -27%       | 507           | 157%        |
|                        | BASTIA        | 657        | 3%         | 12 886        | -56%        |
|                        | CALVI         | 0          | N.S.       | 389           | 65%         |
|                        | L'ILE ROUSSE  | 194        | N.S.       | 496           | -68%        |
|                        | PROPRIANO     | 0          | 0%         | 0             | 0%          |
|                        | PORTO VECCHIO | 74         | N.S.       | 126           | N.S.        |
| <b>TOTAL</b>           |               | <b>962</b> | <b>39%</b> | <b>14 404</b> | <b>-54%</b> |

| Tonnage Net Transporté |                 | Novembre       | Evolut°    | 12 mois          | Evolut°    |
|------------------------|-----------------|----------------|------------|------------------|------------|
| CIE                    | LA MERIDIONALE  | 52 071         | -6%        | 590 106          | 6%         |
|                        | MOBY LINES      | 0              | N.S.       | 0                | N.S.       |
|                        | CORSICA LINEA   | 58 425         | 96%        | 591 518          | 17%        |
|                        | CORSICA FERRIES | 0              | N.S.       | 0                | N.S.       |
|                        | <b>TOTAL</b>    | <b>110 496</b> | <b>30%</b> | <b>1 181 624</b> | <b>11%</b> |

| Tonnage Net Transporté |                 | Novembre   | Evolut°    | 12 mois       | Evolut°     |
|------------------------|-----------------|------------|------------|---------------|-------------|
| CIE                    | LA MERIDIONALE  | 0          | 0%         | 0             | 0%          |
|                        | MOBY LINES      | 0          | N.S.       | 2 043         | N.S.        |
|                        | CORSICA LINEA   | 0          | N.S.       | 0             | N.S.        |
|                        | CORSICA FERRIES | 888        | 29%        | 12 235        | -60%        |
|                        | <b>TOTAL</b>    | <b>888</b> | <b>29%</b> | <b>14 278</b> | <b>-54%</b> |

# TRAFICS ROLL Français ( Tonnages Nets )

## Novembre 2016

### CORSE - TOULON

### CORSE - TOTAL

| Tonnage Net Transporté |               | Novembre      | Evolut°     | 12 mois        | Evolut°     |
|------------------------|---------------|---------------|-------------|----------------|-------------|
| E                      | AJACCIO       | 5 893         | -36%        | 86 113         | -22%        |
| N                      | BASTIA        | 7 938         | -39%        | 108 661        | -16%        |
| T                      | CALVI         | 0             | N.S.        | 388            | 558%        |
| R                      | L'ILE ROUSSE  | 0             | N.S.        | 2 024          | -1%         |
| E                      | PROPRIANO     | 0             | 0%          | 0              | 0%          |
| E                      | PORTO VECCHIO | 69            | N.S.        | 971            | N.S.        |
| S                      | <b>TOTAL</b>  | <b>13 900</b> | <b>-37%</b> | <b>198 157</b> | <b>-18%</b> |

| Tonnage Net Transporté |               | Novembre      | Evolut°    | 12 mois          | Evolut°   |
|------------------------|---------------|---------------|------------|------------------|-----------|
| E                      | AJACCIO       | 35 004        | 17%        | 424 633          | 5%        |
| N                      | BASTIA        | 47 197        | 4%         | 581 866          | 2%        |
| T                      | CALVI         | 0             | N.S.       | 727              | 182%      |
| R                      | L'ILE ROUSSE  | 3 992         | 112%       | 59 288           | 25%       |
| E                      | PROPRIANO     | 3 883         | -23%       | 50 472           | -10%      |
| E                      | PORTO VECCHIO | 6 754         | 56%        | 89 616           | 11%       |
| S                      | <b>TOTAL</b>  | <b>96 830</b> | <b>12%</b> | <b>1 206 602</b> | <b>4%</b> |

|   |               |              |             |               |            |
|---|---------------|--------------|-------------|---------------|------------|
| S | AJACCIO       | 498          | 19%         | 4 053         | -3%        |
| O | BASTIA        | 2 032        | -45%        | 16 766        | 15%        |
| R | CALVI         | 0            | N.S.        | 0             | N.S.       |
| T | L'ILE ROUSSE  | 0            | N.S.        | 486           | 32%        |
| I | PROPRIANO     | 0            | 0%          | 0             | 0%         |
| E | PORTO VECCHIO | 62           | N.S.        | 238           | N.S.       |
| S | <b>TOTAL</b>  | <b>2 592</b> | <b>-37%</b> | <b>21 543</b> | <b>12%</b> |

|   |               |               |            |                |           |
|---|---------------|---------------|------------|----------------|-----------|
| S | AJACCIO       | 5 367         | 67%        | 42 715         | 17%       |
| O | BASTIA        | 23 616        | 11%        | 149 712        | 1%        |
| R | CALVI         | 0             | N.S.       | 50             | -50%      |
| T | L'ILE ROUSSE  | 304           | 508%       | 2 798          | 109%      |
| I | PROPRIANO     | 74            | -48%       | 372            | -43%      |
| E | PORTO VECCHIO | 1 759         | 133%       | 13 479         | 28%       |
| S | <b>TOTAL</b>  | <b>31 120</b> | <b>22%</b> | <b>209 126</b> | <b>6%</b> |

|   |               |               |             |                |             |
|---|---------------|---------------|-------------|----------------|-------------|
| T | AJACCIO       | 6 391         | -34%        | 90 166         | -22%        |
| O | BASTIA        | 9 970         | -40%        | 125 427        | -12%        |
| T | CALVI         | 0             | N.S.        | 388            | 215%        |
| A | L'ILE ROUSSE  | 0             | N.S.        | 2 510          | 4%          |
| L | PROPRIANO     | 0             | 0%          | 0              | 0%          |
|   | PORTO VECCHIO | 131           | N.S.        | 1 209          | N.S.        |
|   | <b>TOTAL</b>  | <b>16 492</b> | <b>-37%</b> | <b>219 700</b> | <b>-16%</b> |

|   |               |                |            |                  |           |
|---|---------------|----------------|------------|------------------|-----------|
| T | AJACCIO       | 40 371         | 22%        | 467 348          | 6%        |
| O | BASTIA        | 70 813         | 6%         | 731 578          | 2%        |
| T | CALVI         | 0              | N.S.       | 777              | 116%      |
| A | L'ILE ROUSSE  | 4 296          | 122%       | 62 086           | 27%       |
| L | PROPRIANO     | 3 957          | -24%       | 50 844           | -11%      |
|   | PORTO VECCHIO | 8 513          | 67%        | 103 095          | 13%       |
|   | <b>TOTAL</b>  | <b>127 950</b> | <b>14%</b> | <b>1 415 728</b> | <b>5%</b> |

|     |                 |               |             |                |             |
|-----|-----------------|---------------|-------------|----------------|-------------|
| CIE | LA MERIDIONALE  | 0             | 0%          | 0              | 0%          |
|     | CORSICA LINEA   | 0             | N.S.        | 0              | N.S.        |
|     | CORSICA FERRIES | 16 492        | -37%        | 219 700        | -16%        |
|     | MOBY LINES      | 0             | N.S.        | 0              | N.S.        |
|     | <b>TOTAL</b>    | <b>16 492</b> | <b>-37%</b> | <b>219 700</b> | <b>-16%</b> |

|     |                 |                |            |                  |           |
|-----|-----------------|----------------|------------|------------------|-----------|
| CIE | LA MERIDIONALE  | 52 071         | -6%        | 590 106          | 6%        |
|     | CORSICA LINEA   | 58 425         | 96%        | 591 518          | 17%       |
|     | CORSICA FERRIES | 17 454         | -35%       | 232 061          | -20%      |
|     | MOBY LINES      | 0              | N.S.       | 2 043            | N.S.      |
|     | <b>TOTAL</b>    | <b>127 950</b> | <b>14%</b> | <b>1 415 728</b> | <b>5%</b> |

# TRAFICS ROLL Italiens ( Tonnages Nets )

## Novembre 2016

### CORSE - SAVONA

| Tonnage Net Transporté |                 | Novembre     | Evolut°     | 12 mois       | Evolut°     |
|------------------------|-----------------|--------------|-------------|---------------|-------------|
| Entrée                 | BASTIA          | 4 249        | 13%         | 44 077        | 29%         |
| Sortie                 |                 | 82           | -79%        | 2 875         | 20%         |
| <b>Total</b>           | <b>TOTAL</b>    | <b>4 331</b> | <b>4%</b>   | <b>46 952</b> | <b>28%</b>  |
| Entrée                 | CALVI           | 0            | N.S.        | 18            | N.S.        |
| Sortie                 |                 | 0            | N.S.        | 12            | 200%        |
| <b>Total</b>           | <b>TOTAL</b>    | <b>0</b>     | <b>N.S.</b> | <b>30</b>     | <b>650%</b> |
| Entrée                 | L'ILE           | 0            | N.S.        | 4             | -94%        |
| Sortie                 | ROUSSE          | 0            | N.S.        | 4             | -90%        |
| <b>Total</b>           | <b>TOTAL</b>    | <b>0</b>     | <b>N.S.</b> | <b>8</b>      | <b>-93%</b> |
| Entrée                 | TOTAL           | 4 249        | 13%         | 44 099        | 29%         |
| Sortie                 |                 | 82           | -79%        | 2 891         | 19%         |
| <b>Total</b>           | <b>TOTAL</b>    | <b>4 331</b> | <b>4%</b>   | <b>46 990</b> | <b>28%</b>  |
| dont                   | CORSICA FERRIES | 4 331        | 4%          | 46 990        | 28%         |

### CORSE - GENES

| Tonnage Net Transporté |              | Novembre | Evolut°     | 12 mois      | Evolut°    |
|------------------------|--------------|----------|-------------|--------------|------------|
| Entrée                 | BASTIA       | 0        | N.S.        | 3 075        | 51%        |
| Sortie                 |              | 0        | N.S.        | 46           | -71%       |
| <b>Total</b>           | <b>TOTAL</b> | <b>0</b> | <b>N.S.</b> | <b>3 121</b> | <b>42%</b> |
| dont                   | MOBY LINES   | 0        | N.S.        | 3 121        | 42%        |

### CORSE - LIVOURNE

| Tonnage Net Transporté |                 | Novembre      | Evolut°     | 12 mois        | Evolut°     |
|------------------------|-----------------|---------------|-------------|----------------|-------------|
| Entrée                 | BASTIA          | 10 485        | 28%         | 104 303        | 3%          |
| Sortie                 |                 | 421           | 51%         | 4 552          | 1%          |
| <b>Total</b>           | <b>TOTAL</b>    | <b>10 906</b> | <b>28%</b>  | <b>108 855</b> | <b>2%</b>   |
| Entrée                 | L'ILE ROUSSE    | 0             | N.S.        | 58             | N.S.        |
| Sortie                 |                 | 0             | N.S.        | 0              | N.S.        |
| <b>Total</b>           | <b>TOTAL</b>    | <b>0</b>      | <b>N.S.</b> | <b>58</b>      | <b>N.S.</b> |
| Entrée                 | TOTAL           | 10 485        | 28%         | 104 361        | 3%          |
| Sortie                 |                 | 421           | 51%         | 4 552          | 1%          |
| <b>Total</b>           | <b>TOTAL</b>    | <b>10 906</b> | <b>28%</b>  | <b>108 913</b> | <b>2%</b>   |
| dont                   | CORSICA FERRIES | 10 906        | 28%         | 96 295         | 3%          |
|                        | MOBY LINES      | 0             | N.S.        | 12 560         | 1%          |

### CORSE - PORTO TORRES

| Tonnage Net Transporté |                 | Novembre     | Evolut°     | 12 mois       | Evolut°     |
|------------------------|-----------------|--------------|-------------|---------------|-------------|
| Entrée                 | AJACCIO         | 314          | N.S.        | 518           | -84%        |
| Sortie                 |                 | 16           | N.S.        | 44            | -41%        |
| <b>Total</b>           | <b>TOTAL</b>    | <b>330</b>   | <b>N.S.</b> | <b>562</b>    | <b>-83%</b> |
| Entrée                 | PROPRIANO       | 1 554        | -15%        | 21 338        | -1%         |
| Sortie                 |                 | 2            | -98%        | 318           | -57%        |
| <b>Total</b>           | <b>TOTAL</b>    | <b>1 556</b> | <b>-19%</b> | <b>21 656</b> | <b>-3%</b>  |
| Entrée                 | PORTO VECCHIO   | 0            | N.S.        | 1 845         | N.S.        |
| Sortie                 |                 | 21           | N.S.        | 244           | N.S.        |
| <b>Total</b>           | <b>TOTAL</b>    | <b>21</b>    | <b>N.S.</b> | <b>2 089</b>  | <b>N.S.</b> |
| Entrée                 | TOTAL           | 1 868        | 2%          | 23 701        | -5%         |
| Sortie                 |                 | 39           | -59%        | 606           | -26%        |
| <b>Total</b>           | <b>TOTAL</b>    | <b>1 907</b> | <b>-1%</b>  | <b>24 307</b> | <b>-5%</b>  |
| dont                   | LA MERIDIONALE  | 1 556        | -19%        | 21 888        | -15%        |
|                        | CORSICA LINEA   | 0            | N.S.        | 0             | N.S.        |
|                        | CORSICA FERRIES | 351          | N.S.        | 2 419         | N.S.        |

### CORSE - SANTA TERESA

| Tonnage Net Transporté |              | Novembre     | Evolut°     | 12 mois       | Evolut°     |
|------------------------|--------------|--------------|-------------|---------------|-------------|
| Entrée                 | BONIFACIO    | 1 570        | -32%        | 20 693        | -18%        |
| Sortie                 |              | 229          | 29%         | 2 523         | -15%        |
| <b>Total</b>           | <b>TOTAL</b> | <b>1 799</b> | <b>-28%</b> | <b>23 216</b> | <b>-18%</b> |
| dont                   | MOBY LINES   | 1 799        | N.S.        | 8 446         | 8%          |
|                        | SAREMAR      | 0            | N.S.        | 14 770        | -28%        |

### CORSE - GOLFO ARANCI

| Tonnage Net Transporté |                 | Novembre | Evolut°     | 12 mois    | Evolut°     |
|------------------------|-----------------|----------|-------------|------------|-------------|
| Entrée                 | PORTO VECCHIO   | 0        | N.S.        | 39         | N.S.        |
| Sortie                 |                 | 0        | N.S.        | 64         | N.S.        |
| <b>Total</b>           | <b>TOTAL</b>    | <b>0</b> | <b>N.S.</b> | <b>103</b> | <b>N.S.</b> |
| dont                   | CORSICA FERRIES | 0        | N.S.        | 103        | N.S.        |

### CORSE - TOTAL

| Tonnage Net Transporté |               | Novembre      | Evolut°    | 12 mois        | Evolut°   |
|------------------------|---------------|---------------|------------|----------------|-----------|
| Entrée                 | AJACCIO       | 314           | N.S.       | 518            | -84%      |
|                        | BASTIA        | 14 734        | 23%        | 151 455        | 10%       |
|                        | BONIFACIO     | 1 570         | -32%       | 20 693         | -18%      |
|                        | CALVI         | 0             | N.S.       | 18             | N.S.      |
|                        | L'ILE ROUSSE  | 0             | N.S.       | 62             | -9%       |
|                        | PROPRIANO     | 1 554         | -15%       | 21 338         | -1%       |
| Sortie                 | PORTO VECCHIO | 0             | N.S.       | 1 884          | N.S.      |
|                        | <b>TOTAL</b>  | <b>18 172</b> | <b>13%</b> | <b>195 968</b> | <b>4%</b> |

|        |               |            |             |               |            |
|--------|---------------|------------|-------------|---------------|------------|
| Sortie | AJACCIO       | 16         | N.S.        | 44            | -41%       |
|        | BASTIA        | 503        | -25%        | 7 473         | 6%         |
|        | BONIFACIO     | 229        | 29%         | 2 523         | -15%       |
|        | CALVI         | 0          | N.S.        | 12            | 200%       |
|        | L'ILE ROUSSE  | 0          | N.S.        | 4             | -90%       |
|        | PROPRIANO     | 2          | -98%        | 318           | -57%       |
| TOTAL  | PORTO VECCHIO | 21         | N.S.        | 308           | N.S.       |
|        | <b>TOTAL</b>  | <b>771</b> | <b>-18%</b> | <b>10 682</b> | <b>-2%</b> |

|       |                 |               |            |                |           |
|-------|-----------------|---------------|------------|----------------|-----------|
| TOTAL | AJACCIO         | 330           | N.S.       | 562            | -83%      |
|       | BASTIA          | 15 237        | 20%        | 158 928        | 10%       |
|       | BONIFACIO       | 1 799         | -28%       | 23 216         | -18%      |
|       | CALVI           | 0             | N.S.       | 30             | 650%      |
|       | L'ILE ROUSSE    | 0             | N.S.       | 66             | -38%      |
|       | PROPRIANO       | 1 556         | -19%       | 21 656         | -3%       |
| TOTAL | PORTO VECCHIO   | 21            | N.S.       | 2 192          | N.S.      |
|       | <b>TOTAL</b>    | <b>18 943</b> | <b>11%</b> | <b>206 650</b> | <b>4%</b> |
| dont  | CORSICA FERRIES | 15 588        | 23%        | 145 865        | 12%       |
|       | LA MERIDIONALE  | 1 556         | -19%       | 21 888         | -15%      |
|       | MOBY LINES      | 1 799         | N.S.       | 24 127         | 8%        |
|       | SAREMAR         | 0             | N.S.       | 14 770         | -28%      |
|       | CORSICA LINEA   | 0             | N.S.       | 0              | N.S.      |