

OBSERVATOIRE REGIONAL
DES TRANSPORTS
DE LA CORSE

CORSE TRANSPORTS "MARCHANDISES" Longueur Roll (Trafic National)

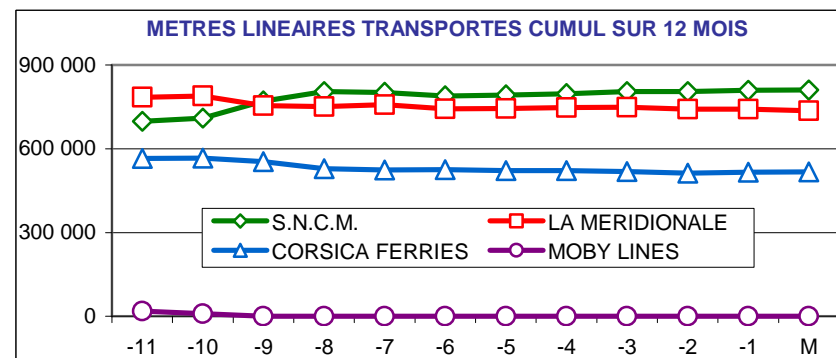
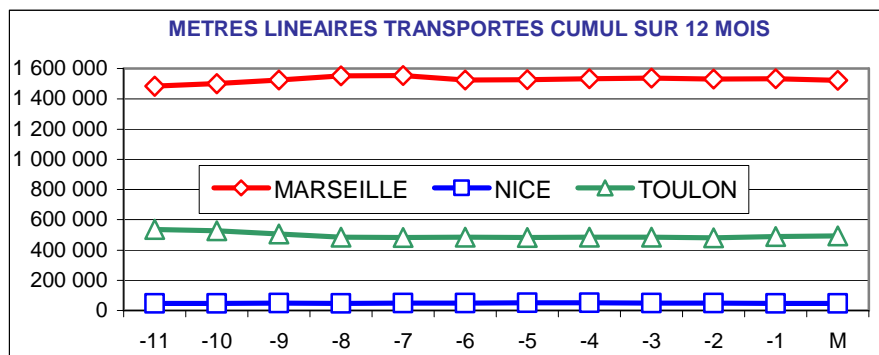
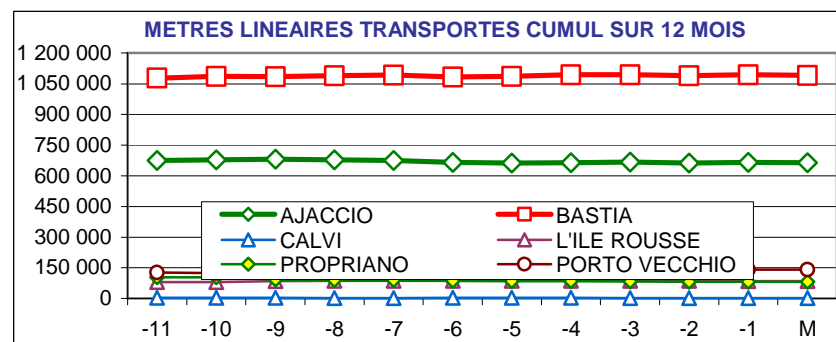


Novembre 2012

-3%

156 232 Mètres Linéaires transportés (Entrée + Sortie)

| PORTS | Evolutions | |
|---------------|--------------|---------------|
| | Mensuelle | Cumul 12 mois |
| AJACCIO | -3% ↓ | -1% ↓ |
| BASTIA | -2% ↓ | 2% ↑ |
| CALVI | N.S. ↑ | -49% ↓ |
| L'ILE ROUSSE | -2% ↓ | 7% ↑ |
| PROPRIANO | -11% ↓ | -21% ↓ |
| PORTO VECCHIO | -2% ↓ | 12% ↑ |
| MARSEILLE | -8% ↓ | 3% ↑ |
| NICE | -8% ↓ | 5% ↑ |
| TOULON | 13% ↑ | -9% ↓ |
| TOTAL | -3% ↓ | 0% ↑ |



DIRECTION REGIONALE DE L'ENVIRONNEMENT DE L'AMENAGEMENT ET DU LOGEMENT DE LA CORSE

CS 10 006 20704 AJACCIO Cedex 9 TEL 04 95 51 79 47 FAX 04 95 51 79 89 Site Internet : www.ortc.info Email : ort.corse@wanadoo.fr

TRAFICS ROLL Français (Mètres linéaires)

Novembre 2012

CORSE - MARSEILLE

CORSE - NICE

| Longueur Transportée | | Novembre | Evolut° | 12 mois | Evolut° |
|----------------------|---------------|---------------|------------|----------------|-----------|
| E | AJACCIO | 19 487 | -8% | 257 636 | 3% |
| N | BASTIA | 25 097 | -12% | 351 563 | 6% |
| T | CALVI | 0 | N.S. | 0 | N.S. |
| R | L'ILE ROUSSE | 2 755 | -1% | 44 318 | 3% |
| E | PROPRIANO | 2 960 | -11% | 44 762 | -21% |
| E | PORTO VECCHIO | 4 632 | -3% | 71 101 | 11% |
| S | TOTAL | 54 931 | -9% | 769 380 | 3% |

| Longueur Transportée | | Novembre | Evolut° | 12 mois | Evolut° |
|----------------------|---------------|--------------|------------|---------------|-----------|
| E | AJACCIO | 109 | 114% | 1 670 | 52% |
| N | BASTIA | 1 877 | -5% | 26 781 | 9% |
| T | CALVI | 0 | N.S. | 885 | -34% |
| R | L'ILE ROUSSE | 0 | 0% | 0 | 0% |
| E | PROPRIANO | 0 | 0% | 0 | 0% |
| E | PORTO VECCHIO | 0 | 0% | 0 | 0% |
| S | TOTAL | 1 986 | -2% | 29 336 | 9% |

| | | | | | |
|---|---------------|---------------|------------|----------------|-----------|
| S | AJACCIO | 18 826 | -11% | 255 258 | 2% |
| O | BASTIA | 29 318 | -3% | 353 971 | 7% |
| R | CALVI | 0 | N.S. | 0 | N.S. |
| T | L'ILE ROUSSE | 1 970 | -1% | 37 072 | 7% |
| I | PROPRIANO | 2 345 | -11% | 36 484 | -21% |
| E | PORTO VECCHIO | 4 002 | -2% | 69 697 | 13% |
| S | TOTAL | 56 461 | -6% | 752 482 | 4% |

| | | | | | |
|---|---------------|--------------|-------------|---------------|------------|
| S | AJACCIO | 71 | 15% | 1 511 | -20% |
| O | BASTIA | 1 061 | -18% | 15 312 | 3% |
| R | CALVI | 0 | N.S. | 1 013 | -19% |
| T | L'ILE ROUSSE | 0 | 0% | 0 | 0% |
| I | PROPRIANO | 0 | 0% | 0 | 0% |
| E | PORTO VECCHIO | 0 | 0% | 0 | 0% |
| S | TOTAL | 1 132 | -16% | 17 836 | -1% |

| | | | | | |
|---|---------------|----------------|------------|------------------|-----------|
| T | AJACCIO | 38 313 | -9% | 512 894 | 2% |
| O | BASTIA | 54 415 | -7% | 705 534 | 6% |
| T | CALVI | 0 | N.S. | 0 | N.S. |
| T | L'ILE ROUSSE | 4 725 | -1% | 81 390 | 5% |
| A | PROPRIANO | 5 305 | -11% | 81 246 | -21% |
| L | PORTO VECCHIO | 8 634 | -2% | 140 798 | 12% |
| | TOTAL | 111 392 | -8% | 1 521 862 | 3% |

| | | | | | |
|---|---------------|--------------|------------|---------------|-----------|
| T | AJACCIO | 180 | 59% | 3 181 | 7% |
| O | BASTIA | 2 938 | -10% | 42 093 | 7% |
| O | CALVI | 0 | N.S. | 1 898 | -26% |
| T | L'ILE ROUSSE | 0 | 0% | 0 | 0% |
| A | PROPRIANO | 0 | 0% | 0 | 0% |
| L | PORTO VECCHIO | 0 | 0% | 0 | 0% |
| | TOTAL | 3 118 | -8% | 47 172 | 5% |

| | | | | | |
|-----|-----------------|----------------|------------|------------------|-----------|
| CIE | LA MERIDIONALE | 58 522 | -9% | 736 739 | -5% |
| | S.N.C.M. | 52 870 | -6% | 785 123 | 13% |
| | CORSICA FERRIES | 0 | N.S. | 0 | N.S. |
| | TOTAL | 111 392 | -8% | 1 521 862 | 3% |

| | | | | | |
|-----|-----------------|--------------|------------|---------------|-----------|
| CIE | LA MERIDIONALE | 0 | 0% | 0 | 0% |
| | S.N.C.M. | 0 | 0% | 0 | 0% |
| | CORSICA FERRIES | 3 118 | -8% | 47 172 | 5% |
| | TOTAL | 3 118 | -8% | 47 172 | 5% |

TRAFICS ROLL Français (Mètres linéaires)

Novembre 2012

CORSE - TOULON

CORSE - TOTAL

| | Longueur Transportée | Novembre | Evolut° | 12 mois | Evolut° |
|----------|----------------------|---------------|------------|----------------|------------|
| E | AJACCIO | 5 642 | 34% | 78 869 | -11% |
| N | BASTIA | 17 349 | 15% | 177 727 | -6% |
| T | CALVI | 0 | N.S. | 0 | N.S. |
| R | L'ILE ROUSSE | 0 | N.S. | 1 910 | 61% |
| E | PROPRIANO | 0 | 0% | 0 | 0% |
| E | PORTO VECCHIO | 0 | 0% | 0 | 0% |
| S | TOTAL | 22 991 | 19% | 258 506 | -8% |

| | Longueur Transportée | Novembre | Evolut° | 12 mois | Evolut° |
|----------|----------------------|---------------|------------|------------------|-----------|
| E | AJACCIO | 25 238 | -1% | 338 175 | -1% |
| N | BASTIA | 44 323 | -3% | 556 071 | 2% |
| T | CALVI | 0 | N.S. | 885 | -63% |
| R | L'ILE ROUSSE | 2 755 | -1% | 46 228 | 5% |
| E | PROPRIANO | 2 960 | -11% | 44 762 | -21% |
| E | PORTO VECCHIO | 4 632 | -3% | 71 101 | 11% |
| S | TOTAL | 79 908 | -3% | 1 057 222 | 0% |

| | | | | | |
|----------|---------------|---------------|-----------|----------------|-------------|
| S | AJACCIO | 5 076 | 23% | 68 849 | -13% |
| O | BASTIA | 13 655 | 2% | 165 470 | -9% |
| R | CALVI | 0 | N.S. | 0 | N.S. |
| T | L'ILE ROUSSE | 0 | N.S. | 1 954 | 46% |
| I | PROPRIANO | 0 | 0% | 0 | 0% |
| E | PORTO VECCHIO | 0 | 0% | 0 | 0% |
| S | TOTAL | 18 731 | 7% | 236 273 | -10% |

| | | | | | |
|----------|---------------|---------------|------------|------------------|-----------|
| S | AJACCIO | 23 973 | -5% | 325 618 | -2% |
| O | BASTIA | 44 034 | -2% | 534 753 | 2% |
| R | CALVI | 0 | N.S. | 1 013 | -24% |
| T | L'ILE ROUSSE | 1 970 | -2% | 39 026 | 9% |
| I | PROPRIANO | 2 345 | -11% | 36 484 | -21% |
| E | PORTO VECCHIO | 4 002 | -2% | 69 697 | 13% |
| S | TOTAL | 76 324 | -3% | 1 006 591 | 0% |

| | | | | | |
|----------|---------------|---------------|------------|----------------|------------|
| T | AJACCIO | 10 718 | 29% | 147 718 | -12% |
| O | BASTIA | 31 004 | 9% | 343 197 | -7% |
| T | CALVI | 0 | N.S. | 0 | N.S. |
| A | L'ILE ROUSSE | 0 | N.S. | 3 864 | 53% |
| L | PROPRIANO | 0 | 0% | 0 | 0% |
| | PORTO VECCHIO | 0 | 0% | 0 | 0% |
| | TOTAL | 41 722 | 13% | 494 779 | -9% |

| | | | | | |
|----------|---------------|----------------|------------|------------------|-----------|
| T | AJACCIO | 49 211 | -3% | 663 793 | -1% |
| O | BASTIA | 88 357 | -2% | 1 090 824 | 2% |
| T | CALVI | 0 | N.S. | 1 898 | -49% |
| A | L'ILE ROUSSE | 4 725 | -2% | 85 254 | 7% |
| L | PROPRIANO | 5 305 | -11% | 81 246 | -21% |
| | PORTO VECCHIO | 8 634 | -2% | 140 798 | 12% |
| | TOTAL | 156 232 | -3% | 2 063 813 | 0% |

| | | | | | |
|------------|-----------------|---------------|------------|----------------|------------|
| CIE | LA MERIDIONALE | 0 | 0% | 0 | 0% |
| | S.N.C.M. | 4 170 | N.S. | 24 925 | N.S. |
| | CORSICA FERRIES | 37 552 | 2% | 469 854 | -9% |
| | MOBY LINES | 0 | N.S. | 0 | N.S. |
| | TOTAL | 41 722 | 13% | 494 779 | -9% |

| | | | | | |
|------------|-----------------|----------------|------------|------------------|-----------|
| CIE | LA MERIDIONALE | 58 522 | -9% | 736 739 | -5% |
| | S.N.C.M. | 57 040 | 1% | 810 048 | 17% |
| | CORSICA FERRIES | 40 670 | 1% | 517 026 | -8% |
| | MOBY LINES | 0 | N.S. | 0 | N.S. |
| | TOTAL | 156 232 | -3% | 2 063 813 | 0% |

CORSE TRANSPORTS

"MARCHANDISES"

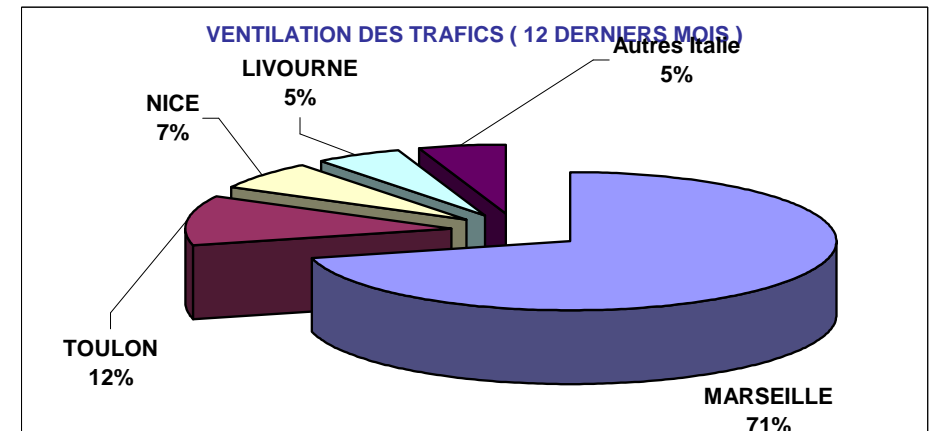
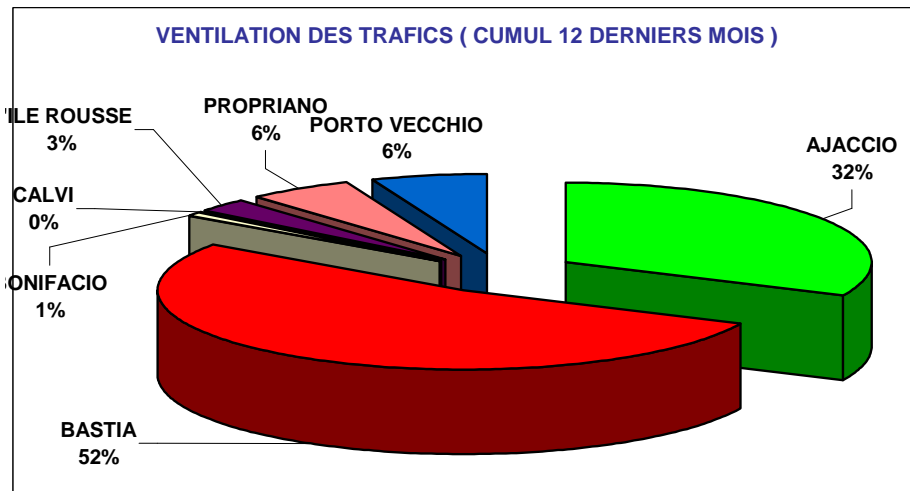
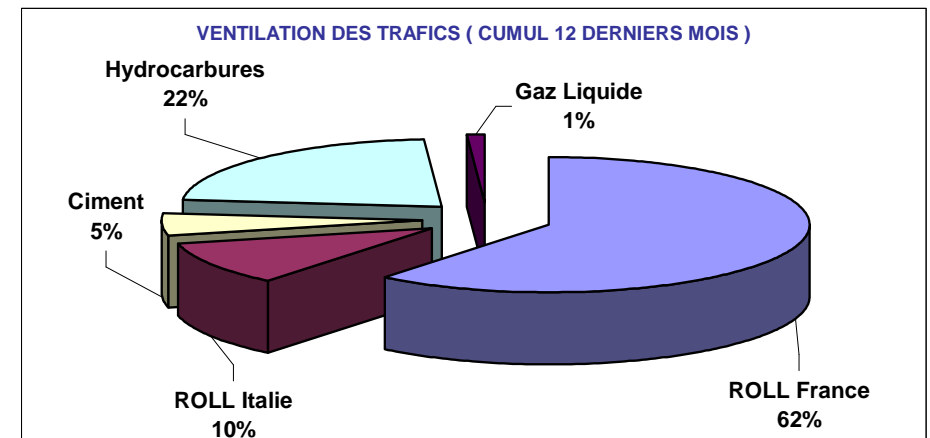
Tonnages Nets Roll & Spécialisé
Trafics Français et Italiens

Novembre 2012

-3%

177 183 Tonnes Net (Entrées + Sorties)

| PORTS | Evolutions | | | |
|---------------|------------|----------|---------------|----------|
| | Mensuelle | | Cumul 12 mois | |
| AJACCIO | -6% | ↓ | -7% | ↓ |
| BASTIA | -3% | ↓ | -2% | ↓ |
| BONIFACIO | 36% | ↑ | -19% | ↓ |
| CALVI | N.S. | ↑ | -81% | ↓ |
| L'ILE ROUSSE | 19% | ↑ | -18% | ↓ |
| PROPRIANO | 6% | ↑ | 10% | ↑ |
| PORTO VECCHIO | -7% | ↓ | 8% | ↑ |
| TOTAL | -3% | ↓ | -3% | ↓ |



TRAFICS ROLL & SPECIALISES (Tonnages Nets)

Novembre 2012

| Tonnage Net Transporté | France | | | | | Italie | TOTAL MENSUEL | | |
|----------------------------|---------------|---------------|---------------|---------------|--------------|----------------|---------------|----------------|------------|
| | ROLL | CIMENT | HYDROC | GAZ | TOTAL | ROLL | TONNAGE | Evolution | |
| E N T R E S | AJACCIO | 28 969 | 4 249 | 14 396 | 599 | 48 213 | 0 | 48 213 | -3% |
| | BASTIA | 45 767 | 1 571 | 13 186 | 1 200 | 61 724 | 13 765 | 75 489 | -5% |
| | BONIFACIO | --- | --- | --- | --- | 0 | 1 087 | 1 087 | 25% |
| | CALVI | 0 | 0 | --- | --- | 0 | 0 | 0 | N.S. |
| | L'ILE ROUSSE | 2 756 | 1 539 | --- | --- | 4 295 | 0 | 4 295 | 18% |
| | PROPRIANO | 4 410 | 0 | --- | --- | 4 410 | 6 051 | 10 461 | 8% |
| | PORTO VECCHIO | 5 622 | 3 213 | --- | --- | 8 835 | 0 | 8 835 | -8% |
| | TOTAL | 87 524 | 10 572 | 27 582 | 1 799 | 127 477 | 20 903 | 148 380 | -3% |
| Evolution | -4% | 15% | -18% | 58% | -6% | 15% | | | |

| CUMUL 12 MOIS | |
|------------------|------------|
| TONNAGE | Evolution |
| 679 074 | -7% |
| 1 075 060 | -3% |
| 12 232 | -21% |
| 362 | -85% |
| 64 083 | -15% |
| 129 054 | 10% |
| 125 228 | 7% |
| 2 085 093 | -4% |

| | | | | | | | | | |
|---------------------------------|---------------|---------------|------------|------------|------------|---------------|--------------|---------------|------------|
| S O R T I E S | AJACCIO | 5 102 | --- | --- | --- | 5 102 | 0 | 5 102 | -26% |
| | BASTIA | 21 377 | --- | --- | --- | 21 377 | 569 | 21 946 | 6% |
| | BONIFACIO | --- | --- | --- | --- | --- | 364 | 364 | 87% |
| | CALVI | 0 | --- | --- | --- | 0 | 0 | 0 | N.S. |
| | L'ILE ROUSSE | 38 | --- | --- | --- | 38 | 0 | 38 | 46% |
| | PROPRIANO | 71 | --- | --- | --- | 71 | 172 | 243 | -45% |
| | PORTO VECCHIO | 1 110 | --- | --- | --- | 1 110 | 0 | 1 110 | -2% |
| | TOTAL | 27 698 | 0 | 0 | 0 | 27 698 | 1 105 | 28 803 | -2% |
| Evolution | -1% | --- | --- | --- | -1% | -13% | | | |

| | |
|----------------|-----------|
| 64 187 | -5% |
| 155 538 | 5% |
| 3 403 | -9% |
| 71 | -57% |
| 1 001 | -69% |
| 4 703 | -5% |
| 14 565 | 13% |
| 243 468 | 1% |

| | | | | | | | | | |
|-----------------------|---------------|----------------|---------------|---------------|--------------|----------------|---------------|----------------|------------|
| T O T A L | AJACCIO | 34 071 | 4 249 | 14 396 | 599 | 53 315 | 0 | 53 315 | -6% |
| | BASTIA | 67 144 | 1 571 | 13 186 | 1 200 | 83 101 | 14 334 | 97 435 | -3% |
| | BONIFACIO | --- | --- | --- | --- | 0 | 1 451 | 1 451 | 36% |
| | CALVI | 0 | 0 | --- | --- | 0 | 0 | 0 | N.S. |
| | L'ILE ROUSSE | 2 794 | 1 539 | --- | --- | 4 333 | 0 | 4 333 | 19% |
| | PROPRIANO | 4 481 | 0 | --- | --- | 4 481 | 6 223 | 10 704 | 6% |
| | PORTO VECCHIO | 6 732 | 3 213 | --- | --- | 9 945 | 0 | 9 945 | -7% |
| | TOTAL | 115 222 | 10 572 | 27 582 | 1 799 | 155 175 | 22 008 | 177 183 | -3% |
| Evolution | -4% | 15% | -18% | 58% | -5% | 13% | | | |

| | |
|------------------|------------|
| 743 261 | -7% |
| 1 230 598 | -2% |
| 15 635 | -19% |
| 433 | -81% |
| 65 084 | -18% |
| 133 757 | 10% |
| 139 793 | 8% |
| 2 328 561 | -3% |

| | | |
|--------------|----------------|------------|
| France | 155 175 | -5% |
| Italie | 22 008 | 13% |
| TOTAL | 177 183 | -3% |

| | |
|------------------|------------|
| 2 084 717 | -4% |
| 243 920 | 8% |
| 2 328 637 | -3% |

| | | | | |
|---------------------|-----------------|----------------|------------|------|
| TRAFICS ROLL | CORSICA FERRIES | 37 613 | 3% | |
| | LA MERIDIONALE | 52 909 | -4% | |
| | MOBY LINES | 0 | N.S. | |
| | SAREMAR | 1 451 | 36% | |
| | S.N.C.M. | 45 257 | -2% | |
| | TOTAL | 137 230 | -1% | |
| TRAFICS SPECIALISES | CIMENT | SOMECA | 10 572 | 15% |
| | HYDROC | FOUQUET | 27 582 | -18% |
| | GAZ | SEA TERMINAL | 1 799 | 58% |

| | |
|------------------|------------|
| 442 280 | -6% |
| 635 434 | -1% |
| 10 669 | -81% |
| 10 056 | -13% |
| 564 097 | 10% |
| 1 662 536 | -2% |
| 122 099 | -10% |
| 517 974 | -6% |
| 25 952 | -13% |

TRAFICS ROLL Français (Tonnages Nets)

Novembre 2012

CORSE - MARSEILLE

CORSE - NICE

| Tonnage Net Transporté | | Novembre | Evolut° | 12 mois | Evolut° |
|---------------------------------|---------------|---------------|------------|----------------|------------|
| E N T R E E S | AJACCIO | 23 612 | -5% | 310 773 | -1% |
| | BASTIA | 26 886 | -12% | 392 928 | 2% |
| | CALVI | 0 | N.S. | 0 | N.S. |
| | L'ILE ROUSSE | 2 755 | -24% | 44 233 | -19% |
| | PROPRIANO | 4 410 | 10% | 63 494 | -20% |
| | PORTO VECCHIO | 5 622 | -10% | 85 355 | 5% |
| TOTAL | | 63 285 | -9% | 896 783 | -2% |

| Tonnage Net Transporté | | Novembre | Evolut° | 12 mois | Evolut° |
|---------------------------------|---------------|--------------|-------------|---------------|-------------|
| E N T R E E S | AJACCIO | 379 | -52% | 4 490 | -59% |
| | BASTIA | 1 963 | -25% | 26 820 | 10% |
| | CALVI | 0 | N.S. | 317 | -86% |
| | L'ILE ROUSSE | 1 | N.S. | 203 | -66% |
| | PROPRIANO | 0 | 0% | 0 | 0% |
| | PORTO VECCHIO | 0 | 0% | 0 | 0% |
| TOTAL | | 2 343 | -31% | 31 830 | -17% |

| Tonnage Net Transporté | | Novembre | Evolut° | 12 mois | Evolut° |
|---------------------------------|---------------|---------------|------------|----------------|-----------|
| S O R T I E S | AJACCIO | 4 909 | -27% | 60 486 | -5% |
| | BASTIA | 19 086 | 6% | 136 611 | 16% |
| | CALVI | 0 | N.S. | 0 | N.S. |
| | L'ILE ROUSSE | 36 | 50% | 826 | -71% |
| | PROPRIANO | 71 | -55% | 1 771 | -35% |
| | PORTO VECCHIO | 1 110 | -2% | 14 565 | 13% |
| TOTAL | | 25 212 | -3% | 214 259 | 7% |

| Tonnage Net Transporté | | Novembre | Evolut° | 12 mois | Evolut° |
|---------------------------------|---------------|-----------|-------------|------------|-------------|
| S O R T I E S | AJACCIO | 4 | -76% | 211 | -65% |
| | BASTIA | 66 | -71% | 508 | -71% |
| | CALVI | 0 | N.S. | 71 | -79% |
| | L'ILE ROUSSE | 2 | 0% | 39 | 39% |
| | PROPRIANO | 0 | 0% | 0 | 0% |
| | PORTO VECCHIO | 0 | 0% | 0 | 0% |
| TOTAL | | 72 | -70% | 829 | -70% |

| Tonnage Net Transporté | | Novembre | Evolut° | 12 mois | Evolut° |
|------------------------|---------------|---------------|------------|------------------|-----------|
| T O T A L | AJACCIO | 28 521 | -9% | 371 259 | -1% |
| | BASTIA | 45 972 | -6% | 529 539 | 6% |
| | CALVI | 0 | N.S. | 0 | N.S. |
| | L'ILE ROUSSE | 2 791 | -24% | 45 059 | -22% |
| | PROPRIANO | 4 481 | 8% | 65 265 | -20% |
| | PORTO VECCHIO | 6 732 | -9% | 99 920 | 6% |
| TOTAL | | 88 497 | -7% | 1 111 042 | 0% |

| Tonnage Net Transporté | | Novembre | Evolut° | 12 mois | Evolut° |
|------------------------|---------------|--------------|-------------|---------------|-------------|
| T O T A L | AJACCIO | 383 | -53% | 4 701 | -60% |
| | BASTIA | 2 029 | -29% | 27 328 | 4% |
| | CALVI | 0 | N.S. | 388 | -86% |
| | L'ILE ROUSSE | 3 | 50% | 242 | -61% |
| | PROPRIANO | 0 | 0% | 0 | 0% |
| | PORTO VECCHIO | 0 | 0% | 0 | 0% |
| TOTAL | | 2 415 | -34% | 32 659 | -21% |

| Tonnage Net Transporté | | Novembre | Evolut° | 12 mois | Evolut° |
|------------------------|-----------------|---------------|------------|------------------|-----------|
| CIE | LA MERIDIONALE | 46 686 | -5% | 571 491 | -6% |
| | S.N.C.M. | 41 811 | -10% | 539 551 | 7% |
| | CORSICA FERRIES | 0 | N.S. | 0 | N.S. |
| | TOTAL | 88 497 | -7% | 1 111 042 | 0% |

| Tonnage Net Transporté | | Novembre | Evolut° | 12 mois | Evolut° |
|------------------------|-----------------|--------------|-------------|---------------|-------------|
| CIE | LA MERIDIONALE | 0 | 0% | 0 | 0% |
| | S.N.C.M. | 3 | 50% | 92 | -70% |
| | CORSICA FERRIES | 2 412 | -34% | 32 568 | -20% |
| | TOTAL | 2 415 | -34% | 32 660 | -20% |

TRAFICS ROLL Français (Tonnages Nets)

Novembre 2012

CORSE - TOULON

CORSE - TOTAL

| Tonnage Net Transporté | | Novembre | Evolut° | 12 mois | Evolut° |
|------------------------|---------------|---------------|------------|----------------|-------------|
| E | AJACCIO | 4 978 | 42% | 71 084 | -18% |
| N | BASTIA | 16 918 | 11% | 186 515 | -8% |
| T | CALVI | 0 | N.S. | 0 | N.S. |
| R | L'ILE ROUSSE | 0 | N.S. | 1 222 | 24% |
| E | PROPRIANO | 0 | 0% | 0 | 0% |
| E | PORTO VECCHIO | 0 | 0% | 0 | 0% |
| S | TOTAL | 21 896 | 17% | 258 821 | -11% |

| Tonnage Net Transporté | | Novembre | Evolut° | 12 mois | Evolut° |
|------------------------|---------------|---------------|------------|------------------|------------|
| E | AJACCIO | 28 969 | 0% | 386 347 | -6% |
| N | BASTIA | 45 767 | -6% | 606 263 | -1% |
| T | CALVI | 0 | N.S. | 317 | -86% |
| R | L'ILE ROUSSE | 2 756 | -24% | 45 658 | -19% |
| E | PROPRIANO | 4 410 | 10% | 63 494 | -20% |
| E | PORTO VECCHIO | 5 622 | -10% | 85 355 | 5% |
| S | TOTAL | 87 524 | -4% | 1 187 434 | -4% |

| | | | | | |
|---|---------------|--------------|------------|---------------|-------------|
| S | AJACCIO | 189 | 7% | 3 490 | 10% |
| O | BASTIA | 2 225 | 43% | 12 543 | -27% |
| R | CALVI | 0 | N.S. | 0 | N.S. |
| T | L'ILE ROUSSE | 0 | N.S. | 136 | -49% |
| I | PROPRIANO | 0 | 0% | 0 | 0% |
| E | PORTO VECCHIO | 0 | 0% | 0 | 0% |
| S | TOTAL | 2 414 | 39% | 16 169 | -22% |

| | | | | | |
|---|---------------|---------------|------------|----------------|-----------|
| S | AJACCIO | 5 102 | -26% | 64 187 | -5% |
| O | BASTIA | 21 377 | 8% | 149 662 | 9% |
| R | CALVI | 0 | N.S. | 71 | -79% |
| T | L'ILE ROUSSE | 38 | 46% | 1 001 | -69% |
| I | PROPRIANO | 71 | -55% | 1 771 | -35% |
| E | PORTO VECCHIO | 1 110 | -2% | 14 565 | 13% |
| S | TOTAL | 27 698 | -1% | 231 257 | 3% |

| | | | | | |
|---|---------------|---------------|------------|----------------|-------------|
| T | AJACCIO | 5 167 | 41% | 74 574 | -17% |
| O | BASTIA | 19 143 | 14% | 199 058 | -10% |
| T | CALVI | 0 | N.S. | 0 | N.S. |
| A | L'ILE ROUSSE | 0 | N.S. | 1 358 | 9% |
| L | PROPRIANO | 0 | 0% | 0 | 0% |
| | PORTO VECCHIO | 0 | 0% | 0 | 0% |
| | TOTAL | 24 310 | 19% | 274 990 | -12% |

| | | | | | |
|---|---------------|----------------|------------|------------------|------------|
| T | AJACCIO | 34 071 | -5% | 450 534 | -6% |
| O | BASTIA | 67 144 | -2% | 755 925 | 1% |
| T | CALVI | 0 | N.S. | 388 | -86% |
| A | L'ILE ROUSSE | 2 794 | -24% | 46 659 | -21% |
| L | PROPRIANO | 4 481 | 8% | 65 265 | -20% |
| | PORTO VECCHIO | 6 732 | -9% | 99 920 | 6% |
| | TOTAL | 115 222 | -4% | 1 418 691 | -3% |

| | | | | | |
|-----|-----------------|---------------|------------|----------------|-------------|
| CIE | LA MERIDIONALE | 0 | 0% | 0 | 0% |
| | S.N.C.M. | 3 443 | N.S. | 18 857 | N.S. |
| | CORSICA FERRIES | 20 867 | 2% | 256 133 | -18% |
| | MOBY LINES | 0 | N.S. | 0 | N.S. |
| | TOTAL | 24 310 | 19% | 274 990 | -12% |

| | | | | | |
|-----|-----------------|----------------|------------|------------------|------------|
| CIE | LA MERIDIONALE | 46 686 | -5% | 571 491 | -6% |
| | S.N.C.M. | 45 257 | -2% | 558 500 | 10% |
| | CORSICA FERRIES | 23 279 | -3% | 288 701 | -14% |
| | MOBY LINES | 0 | N.S. | 0 | N.S. |
| | TOTAL | 115 222 | -4% | 1 418 692 | -3% |

TRAFICS ROLL Italiens (Tonnages Nets)

Novembre 2012

CORSE - SAVONA

| Tonnage Net Transporté | | Novembre | Evolut° | 12 mois | Evolut° |
|------------------------|------------------------|----------|---------|---------|---------|
| Entrées | BASTIA | 4 144 | 225% | 32 816 | 102% |
| | CALVI | 0 | N.S. | 45 | N.S. |
| | L'ILE ROUSSE | 0 | N.S. | 0 | N.S. |
| | TOTAL | 4 144 | 225% | 32 861 | 102% |
| Sorties | BASTIA | 347 | 74% | 1 832 | 74% |
| | CALVI | 0 | N.S. | 76 | N.S. |
| | L'ILE ROUSSE | 0 | N.S. | 0 | N.S. |
| | TOTAL | 347 | 74% | 1 908 | 81% |
| Total | BASTIA | 4 491 | 205% | 34 648 | 100% |
| | CALVI | 0 | N.S. | 121 | N.S. |
| | L'ILE ROUSSE | 0 | N.S. | 0 | N.S. |
| | TOTAL | 4 491 | 205% | 34 769 | 101% |
| dont | CORSICA FERRIES | 4 491 | 205% | 34 769 | 101% |

CORSE - SANTA TERESA

| Tonnage Net Transporté | | Novembre | Evolut° | 12 mois | Evolut° |
|------------------------|-------------------|----------|---------|---------|---------|
| Entrées | BONIFACIO | 1 087 | 25% | 12 232 | -21% |
| | Sorties | 364 | 87% | 3 403 | -9% |
| Total | TOTAL | 1 451 | 112% | 15 635 | -30% |
| dont | MOBY LINES | 0 | N.S. | 5 579 | -27% |
| | SAREMAR | 1 451 | 36% | 10 056 | -13% |

CORSE - GENES

| Tonnage Net Transporté | | Novembre | Evolut° | 12 mois | Evolut° |
|------------------------|-------------------|----------|---------|---------|---------|
| Entrées | BASTIA | 0 | N.S. | 11 | -98% |
| | Sorties | 0 | N.S. | 8 | -94% |
| Total | TOTAL | 0 | N.S. | 19 | -98% |
| dont | MOBY LINES | 0 | N.S. | 19 | -98% |

CORSE - TOTAL

| Tonnage Net Transporté | | Novembre | Evolut° | 12 mois | Evolut° |
|---------------------------------|--------------|----------|---------|---------|---------|
| E N T R E E S | AJACCIO | 0 | N.S. | 1 048 | N.S. |
| | BASTIA | 13 765 | 18% | 152 749 | -1% |
| | BONIFACIO | 1 087 | 25% | 12 232 | -21% |
| | CALVI | 0 | N.S. | 45 | N.S. |
| | L'ILE ROUSSE | 0 | N.S. | 0 | N.S. |
| | PROPRIANO | 6 051 | 6% | 65 560 | 74% |
| | TOTAL | 20 903 | 15% | 231 634 | 12% |

CORSE - LIVOURNE

| Tonnage Net Transporté | | Novembre | Evolut° | 12 mois | Evolut° |
|------------------------|------------------------|----------|---------|---------|---------|
| Entrées | BASTIA | 9 621 | -7% | 119 922 | -13% |
| | Sorties | 222 | -62% | 4 035 | -60% |
| Total | TOTAL | 9 843 | -10% | 123 957 | -16% |
| dont | CORSICA FERRIES | 9 843 | -10% | 118 886 | 4% |
| | MOBY LINES | 0 | N.S. | 5 071 | -85% |

| | | | | | |
|---------------------------------|--------------|-------|------|--------|------|
| S O R T I E S | AJACCIO | 0 | N.S. | 0 | N.S. |
| | BASTIA | 569 | -28% | 5 875 | -48% |
| | BONIFACIO | 364 | 87% | 3 403 | -9% |
| | CALVI | 0 | N.S. | 76 | N.S. |
| | L'ILE ROUSSE | 0 | N.S. | 0 | N.S. |
| | PROPRIANO | 172 | -40% | 2 932 | 30% |
| | TOTAL | 1 105 | -13% | 12 286 | -29% |

CORSE - PORTO TORRES

| Tonnage Net Transporté | | Novembre | Evolut° | 12 mois | Evolut° |
|------------------------|--------------------|----------|---------|---------|---------|
| Entrées | AJACCIO | 0 | N.S. | 1 048 | N.S. |
| | PROPRIANO | 6 051 | 6% | 65 560 | 74% |
| | TOTAL | 6 051 | 6% | 66 608 | 74% |
| Sorties | AJACCIO | 0 | N.S. | 0 | N.S. |
| | PROPRIANO | 172 | -40% | 2 932 | 30% |
| | TOTAL | 172 | -40% | 2 932 | 30% |
| Total | AJACCIO | 0 | N.S. | 1 048 | N.S. |
| | PROPRIANO | 6 223 | 4% | 68 492 | 77% |
| | TOTAL | 6 223 | 6% | 69 540 | 77% |
| dont | MERIDIONALE | 6 223 | 4% | 63 943 | 86% |
| | S.N.C.M. | 0 | N.S. | 5 597 | 1% |

| | | | | | |
|----------------------------|--------------|--------|---------|---------|------|
| T O R T A L | AJACCIO | 0 | N.S. | 1 048 | N.S. |
| | BASTIA | 14 334 | 15% | 158 624 | -4% |
| | BONIFACIO | 1 451 | 36% | 15 635 | -19% |
| | CALVI | 0 | N.S. | 121 | N.S. |
| | L'ILE ROUSSE | 0 | N.S. | 0 | N.S. |
| PROPRIANO | 6 223 | 4% | 68 492 | N.S. | |
| TOTAL | 22 008 | 13% | 243 920 | 8% | |

| | | | | | |
|--------------|------------------------|--------|---------|---------|------|
| CIE | MERIDIONALE | 6 223 | 4% | 63 943 | 86% |
| | S.N.C.M. | 0 | N.S. | 5 597 | 1% |
| | CORSICA FERRIES | 14 334 | 15% | 153 655 | 17% |
| | MOBY LINES | 0 | N.S. | 10 669 | -75% |
| | SAREMAR | 1 451 | 36% | 10 056 | -13% |
| TOTAL | 22 008 | 13% | 243 920 | 8% | |