

OBSERVATOIRE REGIONAL  
DES TRANSPORTS  
DE LA CORSE

# CORSE TRANSPORTS "MARCHANDISES"

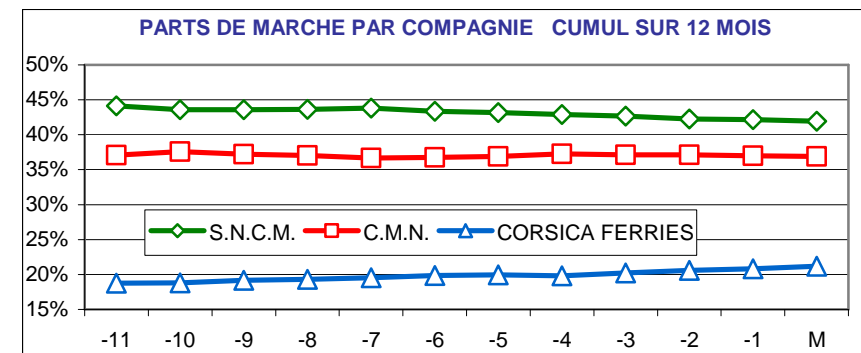
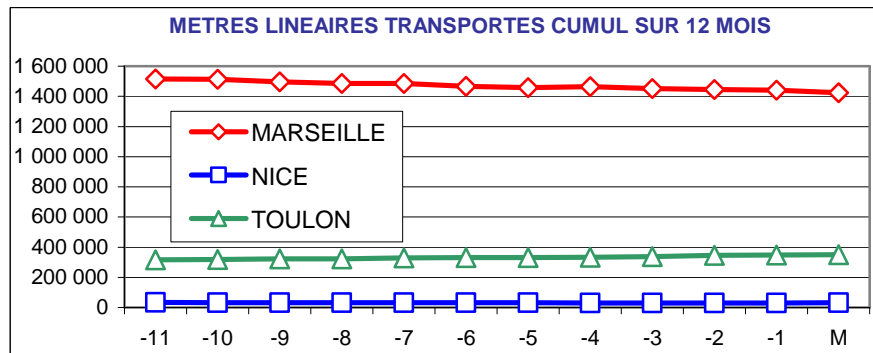
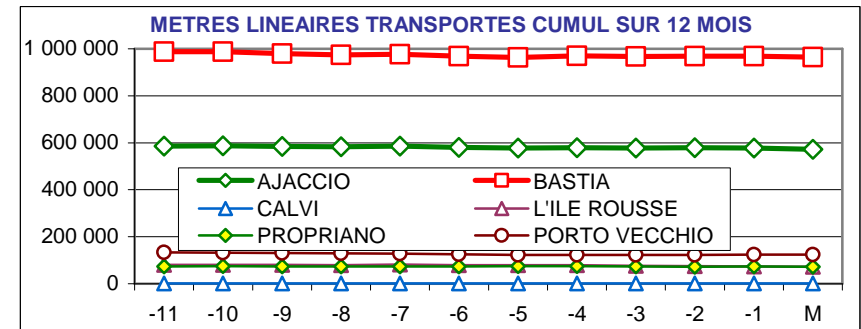


Octobre 2009

-7,5%

149 007 Mètres Linéaires transportés ( Entrée + Sortie )

PORTS	Evolutions	
	Mensuelle	Cumul 12 mois
AJACCIO	-11% ↓	-3% ↓
BASTIA	-5% ↓	-3% ↓
CALVI	N.S. ↑	-16% ↓
L'ILE ROUSSE	-16% ↓	-10% ↓
PROPRIANO	-5% ↓	0% ↓
PORTO VECCHIO	-7% ↓	-10% ↓
MARSEILLE	-13% ↓	-7% ↓
NICE	67% ↑	-9% ↓
TOULON	9% ↑	11% ↓
<b>TOTAL</b>	<b>-8% ↓</b>	<b>-4% ↓</b>



## TRAFICS ROLL Français ( Mètres linéaires )

Octobre 2009

### CORSE - MARSEILLE

### CORSE - NICE

Longueur Transportée		Octobre	Evolut°	12 mois	Evolut°
E	AJACCIO	19 137	-19%	247 924	-10%
N	BASTIA	26 258	-9%	331 765	-4%
T	CALVI	0	N.S.	0	N.S.
R	L'ILE ROUSSE	3 463	-12%	38 082	-4%
E	PROPRIANO	2 976	-15%	40 439	-1%
E	PORTO VECCHIO	4 834	-17%	65 261	-10%
S	<b>TOTAL</b>	<b>56 668</b>	<b>-14%</b>	<b>723 471</b>	<b>-7%</b>

Longueur Transportée		Octobre	Evolut°	12 mois	Evolut°
E	AJACCIO	414	44%	3 200	11%
N	BASTIA	2 109	41%	15 830	-18%
T	CALVI	25	N.S.	805	-13%
R	L'ILE ROUSSE	0	0%	0	0%
E	PROPRIANO	0	0%	0	0%
E	PORTO VECCHIO	0	0%	0	0%
S	<b>TOTAL</b>	<b>2 548</b>	<b>43%</b>	<b>19 835</b>	<b>-15%</b>

S	AJACCIO	18 817	-21%	242 837	-10%
O	BASTIA	26 834	-7%	335 099	-5%
R	CALVI	0	N.S.	0	N.S.
T	L'ILE ROUSSE	2 710	-15%	32 913	-10%
I	PROPRIANO	2 796	8%	32 177	1%
E	PORTO VECCHIO	4 699	6%	58 132	-9%
S	<b>TOTAL</b>	<b>55 856</b>	<b>-11%</b>	<b>701 158</b>	<b>-7%</b>

S	AJACCIO	199	232%	2 718	94%
O	BASTIA	1 549	111%	9 152	-9%
R	CALVI	10	N.S.	626	-24%
T	L'ILE ROUSSE	0	0%	0	0%
I	PROPRIANO	0	0%	0	0%
E	PORTO VECCHIO	0	0%	0	0%
S	<b>TOTAL</b>	<b>1 758</b>	<b>121%</b>	<b>12 496</b>	<b>2%</b>

T	AJACCIO	37 954	-20%	490 761	-10%
O	BASTIA	53 092	-8%	666 864	-4%
O	CALVI	0	N.S.	0	N.S.
T	L'ILE ROUSSE	6 173	-13%	70 995	-7%
A	PROPRIANO	5 772	-5%	72 616	0%
L	PORTO VECCHIO	9 533	-7%	123 393	-10%
	<b>TOTAL</b>	<b>112 524</b>	<b>-13%</b>	<b>1 424 629</b>	<b>-7%</b>

T	AJACCIO	613	76%	5 918	38%
O	BASTIA	3 658	64%	24 982	-15%
O	CALVI	35	N.S.	1 431	-18%
T	L'ILE ROUSSE	0	0%	0	0%
A	PROPRIANO	0	0%	0	0%
L	PORTO VECCHIO	0	0%	0	0%
	<b>TOTAL</b>	<b>4 306</b>	<b>67%</b>	<b>32 331</b>	<b>-9%</b>

CIE	C.M.N.	52 926	-11%	666 720	-3%
	S.N.C.M.	59 598	-14%	757 909	-10%
	CORSICA FERRIES	0	N.S.	0	N.S.
	<b>TOTAL</b>	<b>112 524</b>	<b>-13%</b>	<b>1 424 629</b>	<b>-7%</b>

CIE	C.M.N.	0	0%	0	0%
	S.N.C.M.	0	0%	0	0%
	CORSICA FERRIES	4 306	67%	32 331	-9%
	<b>TOTAL</b>	<b>4 306</b>	<b>67%</b>	<b>32 331</b>	<b>-9%</b>

# TRAFICS ROLL Français ( Mètres linéaires )

## Octobre 2009

### CORSE - TOULON

### CORSE - TOTAL

Longueur Transportée		Octobre	Evolut°	12 mois	Evolut°
E	AJACCIO	4 898	50%	39 334	56%
N	BASTIA	11 875	-3%	141 630	3%
T	CALVI	0	N.S.	64	N.S.
R	L'ILE ROUSSE	0	N.S.	668	-73%
E	PROPRIANO	0	0%	0	0%
E	PORTO VECCHIO	0	0%	0	0%
S	<b>TOTAL</b>	<b>16 773</b>	<b>8%</b>	<b>181 696</b>	<b>10%</b>

Longueur Transportée		Octobre	Evolut°	12 mois	Evolut°
E	AJACCIO	24 449	-10%	290 458	-4%
N	BASTIA	40 242	-6%	489 225	-3%
T	CALVI	25	N.S.	869	-6%
R	L'ILE ROUSSE	3 463	-14%	38 750	-8%
E	PROPRIANO	2 976	-15%	40 439	-1%
E	PORTO VECCHIO	4 834	-17%	65 261	-10%
S	<b>TOTAL</b>	<b>75 989</b>	<b>-9%</b>	<b>925 002</b>	<b>-4%</b>

S	AJACCIO	4 293	94%	36 501	92%
O	BASTIA	11 111	-5%	131 439	1%
R	CALVI	0	N.S.	17	6%
T	L'ILE ROUSSE	0	N.S.	1 024	-50%
I	PROPRIANO	0	0%	0	0%
E	PORTO VECCHIO	0	0%	0	0%
S	<b>TOTAL</b>	<b>15 404</b>	<b>10%</b>	<b>168 981</b>	<b>11%</b>

S	AJACCIO	23 309	-11%	282 056	-3%
O	BASTIA	39 494	-5%	475 690	-3%
R	CALVI	10	N.S.	643	-27%
T	L'ILE ROUSSE	2 710	-19%	33 937	-12%
I	PROPRIANO	2 796	8%	32 177	1%
E	PORTO VECCHIO	4 699	6%	58 132	-9%
S	<b>TOTAL</b>	<b>73 018</b>	<b>-6%</b>	<b>882 635</b>	<b>-4%</b>

T	AJACCIO	9 191	68%	75 835	72%
O	BASTIA	22 986	-4%	273 069	2%
T	CALVI	0	N.S.	81	406%
A	L'ILE ROUSSE	0	N.S.	1 692	-63%
L	PROPRIANO	0	0%	0	0%
	PORTO VECCHIO	0	0%	0	0%
	<b>TOTAL</b>	<b>32 177</b>	<b>9%</b>	<b>350 677</b>	<b>11%</b>

T	AJACCIO	47 758	-11%	572 514	-3%
O	BASTIA	79 736	-5%	964 915	-3%
T	CALVI	35	N.S.	1 512	-16%
A	L'ILE ROUSSE	6 173	-16%	72 687	-10%
L	PROPRIANO	5 772	-5%	72 616	0%
	PORTO VECCHIO	9 533	-7%	123 393	-10%
	<b>TOTAL</b>	<b>149 007</b>	<b>-8%</b>	<b>1 807 637</b>	<b>-4%</b>

CIE	C.M.N.	0	0%	0	0%
	S.N.C.M.	0	0%	0	0%
	CORSICA FERRIES	32 177	9%	350 677	11%
	<b>TOTAL</b>	<b>32 177</b>	<b>9%</b>	<b>350 677</b>	<b>11%</b>

CIE	C.M.N.	52 926	-11%	666 720	-3%
	S.N.C.M.	59 598	-14%	757 909	-10%
	CORSICA FERRIES	36 483	13%	383 008	9%
	<b>TOTAL</b>	<b>149 007</b>	<b>-8%</b>	<b>1 807 637</b>	<b>-4%</b>