



OBSERVATOIRE REGIONAL
DES TRANSPORTS
DE LA CORSE

CORSE TRANSPORTS "MARCHANDISES" Longueur Roll (Trafic National)



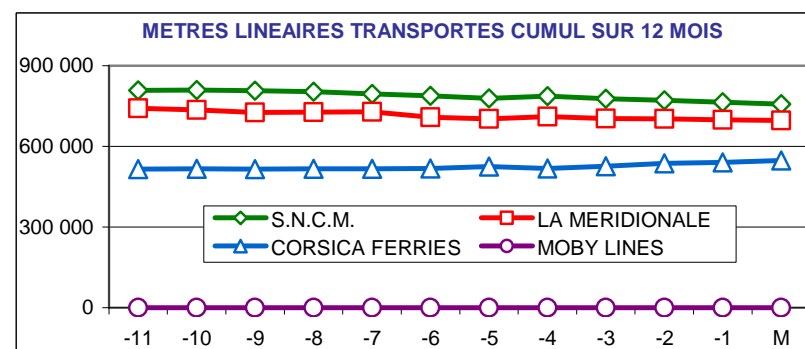
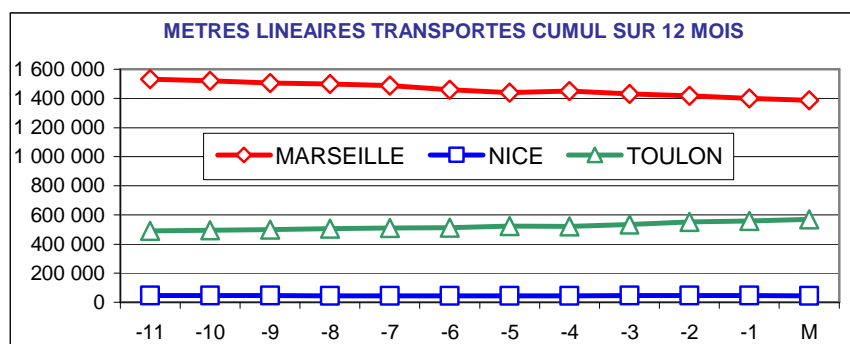
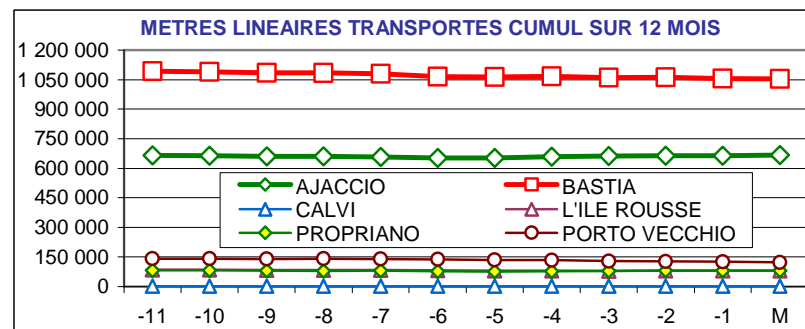
Liberté • Égalité • Fraternité
RÉPUBLIQUE FRANÇAISE
Direction régionale
de l'Environnement,
de l'Aménagement
et du logement
CORSE

Septembre 2013

-1%

157 045 Mètres Linéaires transportés (Entrée + Sortie)

| PORTS | Evolutions | |
|---------------|--------------|---------------|
| | Mensuelle | Cumul 12 mois |
| AJACCIO | 5% ↑ | 0% ↑ |
| BASTIA | -2% ↓ | -3% ↓ |
| CALVI | -98% ↓ | -4% ↓ |
| L'ILE ROUSSE | -6% ↓ | -8% ↓ |
| PROPRIANO | 1% ↑ | -2% ↓ |
| PORTO VECCHIO | -23% ↓ | -13% ↓ |
| MARSEILLE | -11% ↓ | -9% ↓ |
| NICE | -6% ↓ | -5% ↓ |
| TOULON | 32% ↑ | 18% ↑ |
| TOTAL | -1% ↓ | -3% ↓ |



DIRECTION REGIONALE DE L'ENVIRONNEMENT DE L'AMENAGEMENT ET DU LOGEMENT DE LA CORSE

CS 10 006 20704 AJACCIO Cedex 9 TEL 04 95 51 79 47 FAX 04 95 51 79 89 Site Internet : www.ortc.info Email : ort.corse@wanadoo.fr

TRAFICS ROLL Français (Mètres linéaires)

Septembre 2013

CORSE - MARSEILLE

CORSE - NICE

| Longueur Transportée | | Septembre | Evolut° | 12 mois | Evolut° |
|----------------------|---------------|---------------|-------------|----------------|-------------|
| E | AJACCIO | 18 532 | -10% | 246 021 | -5% |
| N | BASTIA | 23 278 | -11% | 302 843 | -15% |
| T | CALVI | 0 | N.S. | 0 | N.S. |
| R | L'ILE ROUSSE | 3 545 | -2% | 39 614 | -12% |
| E | PROPRIANO | 3 758 | 8% | 43 685 | -3% |
| E | PORTO VECCHIO | 4 383 | -19% | 63 812 | -10% |
| S | TOTAL | 53 496 | -10% | 695 975 | -10% |

| Longueur Transportée | | Septembre | Evolut° | 12 mois | Evolut° |
|----------------------|---------------|--------------|-------------|---------------|------------|
| E | AJACCIO | 186 | 100% | 2 685 | 63% |
| N | BASTIA | 2 262 | -16% | 25 126 | -6% |
| T | CALVI | 0 | N.S. | 1 011 | 18% |
| R | L'ILE ROUSSE | 0 | 0% | 0 | 0% |
| E | PROPRIANO | 0 | 0% | 0 | 0% |
| E | PORTO VECCHIO | 0 | 0% | 0 | 0% |
| S | TOTAL | 2 448 | -16% | 28 822 | -2% |

| | | | | | |
|---|---------------|---------------|-------------|----------------|------------|
| S | AJACCIO | 18 564 | -6% | 241 238 | -6% |
| O | BASTIA | 23 774 | -13% | 323 765 | -8% |
| R | CALVI | 0 | N.S. | 0 | N.S. |
| T | L'ILE ROUSSE | 2 996 | -13% | 32 499 | -13% |
| I | PROPRIANO | 2 736 | -6% | 36 168 | -1% |
| E | PORTO VECCHIO | 4 016 | -27% | 58 610 | -16% |
| S | TOTAL | 52 086 | -12% | 692 280 | -8% |

| | | | | | |
|---|---------------|--------------|-----------|---------------|-------------|
| S | AJACCIO | 641 | 128% | 2 441 | 62% |
| O | BASTIA | 1 534 | -7% | 13 433 | -16% |
| R | CALVI | 5 | -95% | 744 | -27% |
| T | L'ILE ROUSSE | 0 | 0% | 0 | 0% |
| I | PROPRIANO | 0 | 0% | 0 | 0% |
| E | PORTO VECCHIO | 0 | 0% | 0 | 0% |
| S | TOTAL | 2 180 | 8% | 16 618 | -10% |

| | | | | | |
|---|---------------|----------------|-------------|------------------|------------|
| T | AJACCIO | 37 096 | -8% | 487 259 | -6% |
| O | BASTIA | 47 052 | -12% | 626 608 | -12% |
| O | CALVI | 0 | N.S. | 0 | N.S. |
| T | L'ILE ROUSSE | 6 541 | -7% | 72 113 | -12% |
| A | PROPRIANO | 6 494 | 1% | 79 853 | -2% |
| L | PORTO VECCHIO | 8 399 | -23% | 122 422 | -13% |
| | TOTAL | 105 582 | -11% | 1 388 255 | -9% |

| | | | | | |
|---|---------------|--------------|------------|---------------|------------|
| T | AJACCIO | 827 | 121% | 5 126 | 63% |
| O | BASTIA | 3 796 | -12% | 38 559 | -10% |
| O | CALVI | 5 | -98% | 1 755 | -6% |
| T | L'ILE ROUSSE | 0 | 0% | 0 | 0% |
| A | PROPRIANO | 0 | 0% | 0 | 0% |
| L | PORTO VECCHIO | 0 | 0% | 0 | 0% |
| | TOTAL | 4 628 | -6% | 45 440 | -5% |

| | | | | | |
|-----|-----------------|----------------|-------------|------------------|------------|
| CIE | LA MERIDIONALE | 52 446 | -3% | 696 902 | -6% |
| | S.N.C.M. | 53 136 | -17% | 691 353 | -12% |
| | CORSICA FERRIES | 0 | N.S. | 0 | N.S. |
| | TOTAL | 105 582 | -11% | 1 388 255 | -9% |

| | | | | | |
|-----|-----------------|--------------|------------|---------------|------------|
| CIE | LA MERIDIONALE | 0 | 0% | 0 | 0% |
| | S.N.C.M. | 0 | 0% | 0 | 0% |
| | CORSICA FERRIES | 4 628 | -6% | 45 440 | -5% |
| | TOTAL | 4 628 | -6% | 45 440 | -5% |

TRAFICS ROLL Français (Mètres linéaires)

Septembre 2013

CORSE - TOULON

CORSE - TOTAL

| Longueur Transportée | | Septembre | Evolut° | 12 mois | Evolut° |
|----------------------|---------------|---------------|------------|----------------|------------|
| E | AJACCIO | 8 974 | 51% | 91 499 | 22% |
| N | BASTIA | 15 916 | 28% | 207 420 | 20% |
| T | CALVI | 0 | N.S. | 51 | N.S. |
| R | L'ILE ROUSSE | 140 | 19% | 2 594 | 36% |
| E | PROPRIANO | 0 | 0% | 0 | 0% |
| E | PORTO VECCHIO | 0 | 0% | 0 | 0% |
| S | TOTAL | 25 030 | 35% | 301 564 | 20% |

| Longueur Transportée | | Septembre | Evolut° | 12 mois | Evolut° |
|----------------------|---------------|---------------|-----------|------------------|------------|
| E | AJACCIO | 27 692 | 4% | 340 205 | 1% |
| N | BASTIA | 41 456 | 1% | 535 389 | -4% |
| T | CALVI | 0 | N.S. | 1 062 | 24% |
| R | L'ILE ROUSSE | 3 685 | -1% | 42 208 | -10% |
| E | PROPRIANO | 3 758 | 8% | 43 685 | -3% |
| E | PORTO VECCHIO | 4 383 | -19% | 63 812 | -10% |
| S | TOTAL | 80 974 | 0% | 1 026 361 | -3% |

| | | | | | |
|---|---------------|---------------|------------|----------------|------------|
| S | AJACCIO | 7 597 | 45% | 82 038 | 23% |
| O | BASTIA | 13 932 | 20% | 181 237 | 11% |
| R | CALVI | 0 | N.S. | 0 | N.S. |
| T | L'ILE ROUSSE | 276 | 12% | 4 585 | 133% |
| I | PROPRIANO | 0 | 0% | 0 | 0% |
| E | PORTO VECCHIO | 0 | 0% | 0 | 0% |
| S | TOTAL | 21 805 | 28% | 267 860 | 15% |

| | | | | | |
|---|---------------|---------------|------------|----------------|------------|
| S | AJACCIO | 26 802 | 6% | 325 717 | 0% |
| O | BASTIA | 39 240 | -4% | 518 435 | -3% |
| R | CALVI | 5 | -95% | 744 | -27% |
| T | L'ILE ROUSSE | 3 272 | -11% | 37 084 | -6% |
| I | PROPRIANO | 2 736 | -6% | 36 168 | -1% |
| E | PORTO VECCHIO | 4 016 | -27% | 58 610 | -16% |
| S | TOTAL | 76 071 | -3% | 976 758 | -3% |

| | | | | | |
|---|---------------|---------------|------------|----------------|------------|
| T | AJACCIO | 16 571 | 48% | 173 537 | 22% |
| O | BASTIA | 29 848 | 24% | 388 657 | 15% |
| T | CALVI | 0 | N.S. | 51 | N.S. |
| A | L'ILE ROUSSE | 416 | 14% | 7 179 | 85% |
| L | PROPRIANO | 0 | 0% | 0 | 0% |
| | PORTO VECCHIO | 0 | 0% | 0 | 0% |
| | TOTAL | 46 835 | 32% | 569 424 | 18% |

| | | | | | |
|---|---------------|----------------|------------|------------------|------------|
| T | AJACCIO | 54 494 | 5% | 665 922 | 0% |
| O | BASTIA | 80 696 | -2% | 1 053 824 | -3% |
| T | CALVI | 5 | -98% | 1 806 | -4% |
| A | L'ILE ROUSSE | 6 957 | -6% | 79 292 | -8% |
| L | PROPRIANO | 6 494 | 1% | 79 853 | -2% |
| | PORTO VECCHIO | 8 399 | -23% | 122 422 | -13% |
| | TOTAL | 157 045 | -1% | 2 003 119 | -3% |

| | | | | | |
|-----|-----------------|---------------|------------|----------------|------------|
| CIE | LA MERIDIONALE | 0 | 0% | 0 | 0% |
| | S.N.C.M. | 5 113 | 277% | 66 343 | 282% |
| | CORSICA FERRIES | 41 722 | 22% | 503 081 | 8% |
| | MOBY LINES | 0 | N.S. | 0 | N.S. |
| | TOTAL | 46 835 | 32% | 569 424 | 18% |

| | | | | | |
|-----|-----------------|----------------|------------|------------------|------------|
| CIE | LA MERIDIONALE | 52 446 | -3% | 696 902 | -6% |
| | S.N.C.M. | 58 249 | -11% | 757 696 | -6% |
| | CORSICA FERRIES | 46 350 | 18% | 548 521 | 7% |
| | MOBY LINES | 0 | N.S. | 0 | N.S. |
| | TOTAL | 157 045 | -1% | 2 003 119 | -3% |

CORSE TRANSPORTS

"MARCHANDISES"

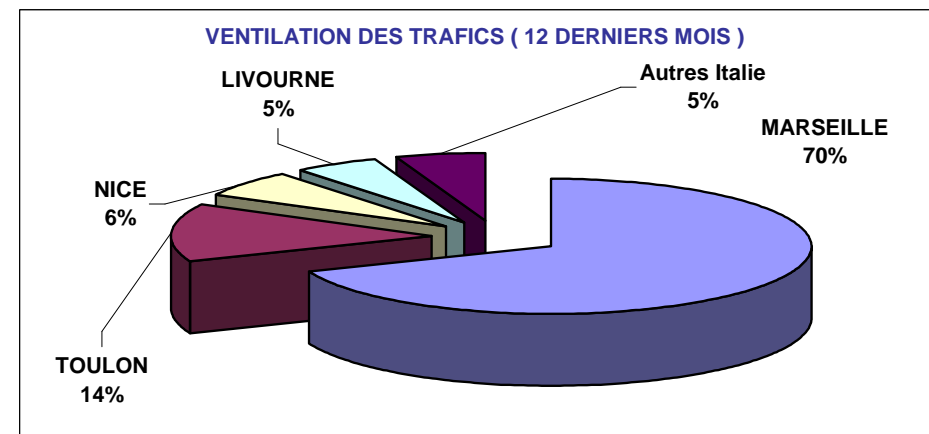
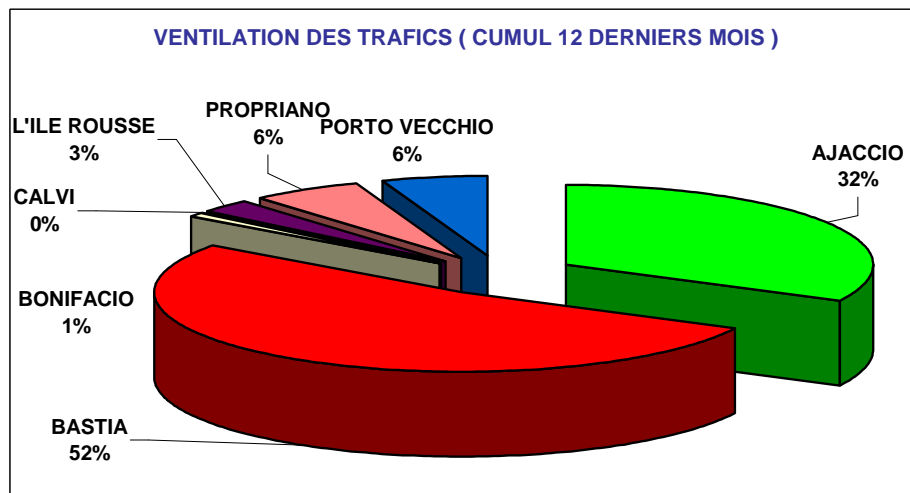
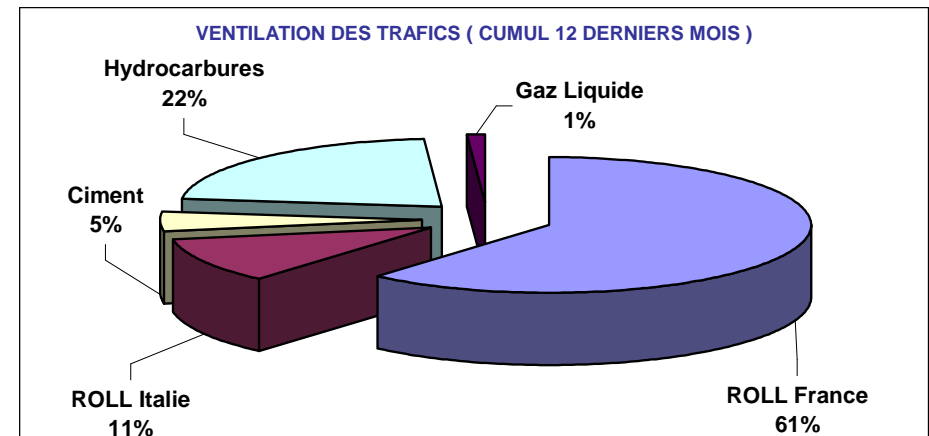
Tonnages Nets Roll & Spécialisé
Trafics Français et Italiens

Septembre 2013

-8%

165 572 Tonnes Net (Entrées + Sorties)

| PORTS | Evolutions | | | |
|---------------|------------|----------|---------------|----------|
| | Mensuelle | | Cumul 12 mois | |
| AJACCIO | -11% | ↓ | -7% | ↓ |
| BASTIA | -1% | ↓ | -6% | ↓ |
| BONIFACIO | 84% | ↑ | 15% | ↑ |
| CALVI | N.S. | ↑ | -23% | ↓ |
| L'ILE ROUSSE | -24% | ↓ | -7% | ↓ |
| PROPRIANO | -16% | ↓ | -7% | ↓ |
| PORTO VECCHIO | -31% | ↓ | -13% | ↓ |
| TOTAL | -8% | ↓ | -7% | ↓ |



TRAFICS ROLL & SPECIALISES (Tonnages Nets)

Septembre 2013

| Tonnage Net Transporté | | France | | | | | Italie | TOTAL MENSUEL | |
|----------------------------|---------------|---------------|--------------|---------------|-------------|----------------|---------------|----------------|------------|
| | | ROLL | CIMENT | HYDROC | GAZ | TOTAL | ROLL | TONNAGE | Evolution |
| E N T R E S | AJACCIO | 28 715 | 2 056 | 20 442 | 0 | 51 213 | 0 | 51 213 | -11% |
| | BASTIA | 41 791 | 1 243 | 23 766 | 700 | 67 500 | 11 732 | 79 232 | 0% |
| | BONIFACIO | --- | --- | --- | --- | 0 | 1 387 | 1 387 | 123% |
| | CALVI | 0 | 0 | --- | --- | 0 | 0 | 0 | N.S. |
| | L'ILE ROUSSE | 3 406 | 977 | --- | --- | 4 383 | 0 | 4 383 | -24% |
| | PROPRIANO | 5 090 | 0 | --- | --- | 5 090 | 4 270 | 9 360 | -15% |
| | PORTO VECCHIO | 4 744 | 1 060 | --- | --- | 5 804 | 0 | 5 804 | -35% |
| TOTAL | | 83 746 | 5 336 | 44 208 | 700 | 133 990 | 17 389 | 151 379 | -7% |
| Evolution | | -9% | -34% | 3% | -63% | -8% | -3% | | |

| CUMUL 12 MOIS | |
|------------------|------------|
| TONNAGE | Evolution |
| 658 614 | -6% |
| 992 960 | -8% |
| 15 035 | 27% |
| 320 | -9% |
| 59 324 | -9% |
| 118 799 | -7% |
| 112 091 | -12% |
| 1 957 143 | -7% |

| | | | | | | | | | |
|---------------------------------|---------------|---------------|------------|------------|------------|---------------|------------|---------------|-------------|
| S O R T I E S | AJACCIO | 3 944 | --- | --- | --- | 3 944 | 0 | 3 944 | -20% |
| | BASTIA | 7 914 | --- | --- | --- | 7 914 | 517 | 8 431 | -9% |
| | BONIFACIO | --- | --- | --- | --- | --- | 86 | 86 | -52% |
| | CALVI | 0 | --- | --- | --- | 0 | 0 | 0 | N.S. |
| | L'ILE ROUSSE | 64 | --- | --- | --- | 64 | 0 | 64 | -42% |
| | PROPRIANO | 70 | --- | --- | --- | 70 | 129 | 199 | -33% |
| | PORTO VECCHIO | 1 469 | --- | --- | --- | 1 469 | 0 | 1 469 | -8% |
| TOTAL | | 13 461 | 0 | 0 | 0 | 13 461 | 732 | 14 193 | -13% |
| Evolution | | -15% | --- | --- | --- | -15% | 37% | | |

| | |
|----------------|------------|
| 51 583 | -24% |
| 161 780 | 6% |
| 2 071 | -31% |
| 65 | -57% |
| 1 795 | 80% |
| 4 257 | -12% |
| 12 101 | -20% |
| 233 652 | -5% |

| | | | | | | | | | |
|-----------------------|---------------|---------------|--------------|---------------|-------------|----------------|---------------|----------------|------------|
| T O T A L | AJACCIO | 32 659 | 2 056 | 20 442 | 0 | 55 157 | 0 | 55 157 | -11% |
| | BASTIA | 49 705 | 1 243 | 23 766 | 700 | 75 414 | 12 249 | 87 663 | -1% |
| | BONIFACIO | --- | --- | --- | --- | 0 | 1 473 | 1 473 | 84% |
| | CALVI | 0 | 0 | --- | --- | 0 | 0 | 0 | N.S. |
| | L'ILE ROUSSE | 3 470 | 977 | --- | --- | 4 447 | 0 | 4 447 | -24% |
| | PROPRIANO | 5 160 | 0 | --- | --- | 5 160 | 4 399 | 9 559 | -16% |
| | PORTO VECCHIO | 6 213 | 1 060 | --- | --- | 7 273 | 0 | 7 273 | -31% |
| TOTAL | | 97 207 | 5 336 | 44 208 | 700 | 147 451 | 18 121 | 165 572 | -8% |
| Evolution | | -10% | -34% | 3% | -63% | -8% | -2% | | |

| | |
|------------------|------------|
| 710 197 | -7% |
| 1 154 740 | -6% |
| 17 106 | 15% |
| 385 | -23% |
| 61 119 | -7% |
| 123 056 | -7% |
| 124 192 | -13% |
| 2 190 795 | -7% |

| | | |
|--------------|----------------|------------|
| France | 147 451 | -8% |
| Italie | 18 121 | -2% |
| TOTAL | 165 572 | -8% |

| | |
|------------------|------------|
| 1 953 584 | -8% |
| 237 211 | -1% |
| 2 190 795 | -7% |

| | | | | |
|------------------------|--------|-----------------|----------------|------------|
| TRAFICS | ROLL | CORSICA FERRIES | 34 300 | 6% |
| | | LA MERIDIONALE | 41 870 | -13% |
| | | MOBY LINES | 1 404 | 97% |
| | | SAREMAR | 471 | 328% |
| | | S.N.C.M. | 37 283 | -18% |
| | | TOTAL | 115 328 | -9% |
| TRAFICS SPECIALISES | CIMENT | SOMECA | 5 336 | -34% |
| | HYDROC | FOUQUET | 44 208 | 3% |
| | GAZ | SEA TERMINAL | 700 | -63% |

| | |
|------------------|------------|
| 442 985 | -1% |
| 588 261 | -7% |
| 12 146 | 14% |
| 10 078 | 8% |
| 530 999 | -6% |
| 1 584 469 | -5% |
| 103 540 | -16% |
| 477 623 | -10% |
| 25 163 | -4% |

TRAFICS ROLL Français (Tonnages Nets)

Septembre 2013

CORSE - MARSEILLE

CORSE - NICE

| Tonnage Net Transporté | | Septembre | Evolut° | 12 mois | Evolut° |
|------------------------|---------------|---------------|-------------|----------------|-------------|
| E | AJACCIO | 21 149 | -15% | 299 010 | -4% |
| N | BASTIA | 24 683 | -19% | 332 418 | -16% |
| T | CALVI | 0 | N.S. | 0 | N.S. |
| R | L'ILE ROUSSE | 3 378 | -22% | 41 787 | -10% |
| E | PROPRIANO | 5 090 | -5% | 61 146 | -4% |
| E | PORTO VECCHIO | 4 744 | -29% | 76 408 | -12% |
| S | TOTAL | 59 044 | -18% | 810 769 | -11% |

| Tonnage Net Transporté | | Septembre | Evolut° | 12 mois | Evolut° |
|------------------------|---------------|--------------|-------------|---------------|-------------|
| E | AJACCIO | 64 | 392% | 9 946 | -12% |
| N | BASTIA | 2 200 | -16% | 23 203 | -17% |
| T | CALVI | 0 | N.S. | 276 | -10% |
| R | L'ILE ROUSSE | 24 | 50% | 761 | 284% |
| E | PROPRIANO | 0 | 0% | 0 | 0% |
| E | PORTO VECCHIO | 0 | 0% | 0 | 0% |
| S | TOTAL | 2 288 | -15% | 34 186 | -14% |

| | | | | | |
|---|---------------|---------------|-------------|----------------|------------|
| S | AJACCIO | 3 636 | -23% | 47 269 | -26% |
| O | BASTIA | 6 875 | -21% | 136 774 | 2% |
| R | CALVI | 0 | N.S. | 0 | N.S. |
| T | L'ILE ROUSSE | 54 | -49% | 714 | -13% |
| I | PROPRIANO | 70 | -5% | 1 595 | -8% |
| E | PORTO VECCHIO | 1 469 | -8% | 12 101 | -20% |
| S | TOTAL | 12 104 | -20% | 198 453 | -8% |

| | | | | | |
|---|---------------|-----------|-------------|--------------|-------------|
| S | AJACCIO | 12 | -71% | 403 | -23% |
| O | BASTIA | 44 | 26% | 1 963 | 170% |
| R | CALVI | 0 | N.S. | 65 | -12% |
| T | L'ILE ROUSSE | 3 | 0% | 972 | 2392% |
| I | PROPRIANO | 0 | 0% | 0 | 0% |
| E | PORTO VECCHIO | 0 | 0% | 0 | 0% |
| S | TOTAL | 59 | -26% | 3 403 | 149% |

| | | | | | |
|---|---------------|---------------|-------------|------------------|-------------|
| T | AJACCIO | 24 785 | -16% | 346 279 | -8% |
| O | BASTIA | 31 558 | -19% | 469 192 | -12% |
| T | CALVI | 0 | N.S. | 0 | N.S. |
| A | L'ILE ROUSSE | 3 432 | -23% | 42 501 | -10% |
| L | PROPRIANO | 5 160 | -5% | 62 741 | -4% |
| | PORTO VECCHIO | 6 213 | -25% | 88 509 | -13% |
| | TOTAL | 71 148 | -18% | 1 009 222 | -10% |

| | | | | | |
|---|---------------|--------------|-------------|---------------|------------|
| T | AJACCIO | 76 | 41% | 10 349 | -13% |
| O | BASTIA | 2 244 | -15% | 25 166 | -12% |
| T | CALVI | 0 | N.S. | 341 | -11% |
| A | L'ILE ROUSSE | 27 | 42% | 1 733 | 631% |
| L | PROPRIANO | 0 | 0% | 0 | 0% |
| | PORTO VECCHIO | 0 | 0% | 0 | 0% |
| | TOTAL | 2 347 | -16% | 37 589 | -8% |

| | | | | | |
|-----|-----------------|---------------|-------------|------------------|-------------|
| CIE | LA MERIDIONALE | 37 471 | -11% | 534 538 | -7% |
| | S.N.C.M. | 33 677 | -24% | 474 684 | -13% |
| | CORSICA FERRIES | 0 | N.S. | 0 | N.S. |
| | TOTAL | 71 148 | -18% | 1 009 222 | -10% |

| | | | | | |
|-----|-----------------|--------------|-------------|---------------|------------|
| CIE | LA MERIDIONALE | 0 | 0% | 0 | 0% |
| | S.N.C.M. | 1 | -83% | 314 | 261% |
| | CORSICA FERRIES | 2 346 | -15% | 37 275 | -9% |
| | TOTAL | 2 347 | -15% | 37 589 | -9% |

TRAFICS ROLL Français (Tonnages Nets)

Septembre 2013

CORSE - TOULON

CORSE - TOTAL

| Tonnage Net Transporté | | Septembre | Evolut° | 12 mois | Evolut° |
|------------------------|---------------|---------------|------------|----------------|------------|
| E | AJACCIO | 7 502 | 35% | 73 626 | 9% |
| N | BASTIA | 14 908 | 19% | 205 881 | 12% |
| T | CALVI | 0 | N.S. | 0 | N.S. |
| R | L'ILE ROUSSE | 4 | -90% | 440 | -64% |
| E | PROPRIANO | 0 | 0% | 0 | 0% |
| E | PORTO VECCHIO | 0 | 0% | 0 | 0% |
| S | TOTAL | 22 414 | 24% | 279 947 | 11% |

| Tonnage Net Transporté | | Septembre | Evolut° | 12 mois | Evolut° |
|------------------------|---------------|---------------|------------|------------------|------------|
| E | AJACCIO | 28 715 | -6% | 382 582 | -2% |
| N | BASTIA | 41 791 | -8% | 561 502 | -8% |
| T | CALVI | 0 | N.S. | 276 | -10% |
| R | L'ILE ROUSSE | 3 406 | -22% | 42 988 | -10% |
| E | PROPRIANO | 5 090 | -5% | 61 146 | -4% |
| E | PORTO VECCHIO | 4 744 | -29% | 76 408 | -12% |
| S | TOTAL | 83 746 | -9% | 1 124 902 | -6% |

| | | | | | |
|---|---------------|--------------|-------------|---------------|------------|
| S | AJACCIO | 296 | 69% | 3 866 | 8% |
| O | BASTIA | 995 | 167% | 16 525 | 41% |
| R | CALVI | 0 | N.S. | 0 | N.S. |
| T | L'ILE ROUSSE | 7 | 250% | 109 | -20% |
| I | PROPRIANO | 0 | 0% | 0 | 0% |
| E | PORTO VECCHIO | 0 | 0% | 0 | 0% |
| S | TOTAL | 1 298 | 136% | 20 500 | 33% |

| | | | | | |
|---|---------------|---------------|-------------|----------------|------------|
| S | AJACCIO | 3 944 | -20% | 51 538 | -24% |
| O | BASTIA | 7 914 | -14% | 155 262 | 6% |
| R | CALVI | 0 | N.S. | 65 | -12% |
| T | L'ILE ROUSSE | 64 | -42% | 1 795 | 80% |
| I | PROPRIANO | 70 | -5% | 1 595 | -8% |
| E | PORTO VECCHIO | 1 469 | -8% | 12 101 | -20% |
| S | TOTAL | 13 461 | -15% | 222 356 | -4% |

| | | | | | |
|---|---------------|---------------|------------|----------------|------------|
| T | AJACCIO | 7 798 | 36% | 77 492 | 9% |
| O | BASTIA | 15 903 | 23% | 222 406 | 14% |
| T | CALVI | 0 | N.S. | 0 | N.S. |
| A | L'ILE ROUSSE | 11 | -73% | 549 | -60% |
| L | PROPRIANO | 0 | 0% | 0 | 0% |
| | PORTO VECCHIO | 0 | 0% | 0 | 0% |
| | TOTAL | 23 712 | 27% | 300 447 | 12% |

| | | | | | |
|---|---------------|---------------|-------------|------------------|------------|
| T | AJACCIO | 32 659 | -8% | 434 120 | -6% |
| O | BASTIA | 49 705 | -9% | 716 764 | -5% |
| T | CALVI | 0 | N.S. | 341 | -11% |
| A | L'ILE ROUSSE | 3 470 | -23% | 44 783 | -8% |
| L | PROPRIANO | 5 160 | -5% | 62 741 | -4% |
| | PORTO VECCHIO | 6 213 | -25% | 88 509 | -13% |
| | TOTAL | 97 207 | -10% | 1 347 258 | -6% |

| | | | | | |
|-----|-----------------|---------------|------------|----------------|------------|
| CIE | LA MERIDIONALE | 0 | 0% | 0 | 0% |
| | S.N.C.M. | 3 605 | 314% | 48 593 | 280% |
| | CORSICA FERRIES | 20 107 | 13% | 251 854 | -1% |
| | MOBY LINES | 0 | N.S. | 0 | N.S. |
| | TOTAL | 23 712 | 27% | 300 447 | 12% |

| | | | | | |
|-----|-----------------|---------------|-------------|------------------|------------|
| CIE | LA MERIDIONALE | 37 471 | -11% | 534 538 | -7% |
| | S.N.C.M. | 37 283 | -18% | 523 591 | -7% |
| | CORSICA FERRIES | 22 453 | 9% | 289 129 | -2% |
| | MOBY LINES | 0 | N.S. | 0 | N.S. |
| | TOTAL | 97 207 | -10% | 1 347 258 | -6% |

TRAFICS ROLL Italiens (Tonnages Nets)

Septembre 2013

CORSE - SAVONA

CORSE - SANTA TERESA

| Tonnage Net Transporté | | Septembre | Evolut° | 12 mois | Evolut° |
|------------------------|------------------------|-----------|---------|---------|---------|
| Entrées | BASTIA | 2 944 | 9% | 36 632 | 32% |
| | CALVI | 0 | N.S. | 44 | 0 |
| | L'ILE ROUSSE | 0 | N.S. | 0 | N.S. |
| | TOTAL | 2 944 | 9% | 36 676 | 32% |
| Sorties | BASTIA | 208 | 407% | 3 153 | 80% |
| | CALVI | 0 | N.S. | 0 | N.S. |
| | L'ILE ROUSSE | 0 | N.S. | 0 | N.S. |
| | TOTAL | 208 | 407% | 3 153 | 73% |
| Total | BASTIA | 3 152 | 15% | 39 785 | 35% |
| | CALVI | 0 | N.S. | 44 | -64% |
| | L'ILE ROUSSE | 0 | N.S. | 0 | N.S. |
| | TOTAL | 3 152 | 15% | 39 829 | 35% |
| dont | CORSICA FERRIES | 3 152 | 15% | 39 829 | 35% |

| Tonnage Net Transporté | | Septembre | Evolut° | 12 mois | Evolut° |
|------------------------|-------------------|-----------|---------|---------|---------|
| Entrées | BONIFACIO | 1 387 | 123% | 15 035 | 27% |
| | Sorties | 86 | -52% | 2 071 | -31% |
| Total | TOTAL | 1 473 | 71% | 17 106 | -5% |
| dont | MOBY LINES | 1 002 | 45% | 7 028 | 26% |
| | SAREMAR | 471 | 328% | 10 078 | 8% |

CORSE - GENES

CORSE - TOTAL

| Tonnage Net Transporté | | Septembre | Evolut° | 12 mois | Evolut° |
|------------------------|-------------------|-----------|---------|---------|---------|
| Entrées | BASTIA | 29 | N.S. | 1 046 | 9409% |
| | Sorties | 123 | N.S. | 399 | 4888% |
| Total | TOTAL | 152 | N.S. | 1 445 | 7505% |
| dont | MOBY LINES | 152 | N.S. | 1 445 | 7505% |

| Tonnage Net Transporté | | Septembre | Evolut° | 12 mois | Evolut° |
|------------------------|--------------|-----------|---------|---------|---------|
| E | AJACCIO | 0 | N.S. | 771 | -26% |
| N | BASTIA | 11 732 | 1% | 152 412 | 2% |
| R | BONIFACIO | 1 387 | 123% | 15 035 | 27% |
| T | CALVI | 0 | N.S. | 44 | -2% |
| E | L'ILE ROUSSE | 0 | N.S. | 0 | N.S. |
| E | PROPRIANO | 4 270 | -25% | 57 653 | -10% |
| S | TOTAL | 17 389 | -3% | 225 915 | 0% |

CORSE - LIVOURNE

| Tonnage Net Transporté | | Septembre | Evolut° | 12 mois | Evolut° |
|------------------------|------------------------|-----------|---------|---------|---------|
| Entrées | BASTIA | 8 759 | -2% | 114 734 | -5% |
| | Sorties | 186 | 111% | 2 966 | -41% |
| Total | TOTAL | 8 945 | -1% | 117 700 | -7% |
| dont | CORSICA FERRIES | 8 695 | -3% | 114 027 | -6% |
| | MOBY LINES | 250 | 1090% | 3 673 | -28% |

| | | | | | |
|---|--------------|-----|------|--------|------|
| S | AJACCIO | 0 | N.S. | 45 | N.S. |
| O | BASTIA | 517 | 301% | 6 518 | -3% |
| R | BONIFACIO | 86 | -52% | 2 071 | -31% |
| T | CALVI | 0 | N.S. | 0 | N.S. |
| I | L'ILE ROUSSE | 0 | N.S. | 0 | N.S. |
| E | PROPRIANO | 129 | -43% | 2 662 | -14% |
| S | TOTAL | 732 | 37% | 11 296 | -13% |

CORSE - PORTO TORRES

| Tonnage Net Transporté | | Septembre | Evolut° | 12 mois | Evolut° |
|------------------------|--------------------|-----------|---------|---------|---------|
| Entrées | AJACCIO | 0 | N.S. | 771 | -26% |
| | PROPRIANO | 4 270 | -25% | 57 653 | -10% |
| | TOTAL | 4 270 | -25% | 58 424 | -36% |
| Sorties | AJACCIO | 0 | N.S. | 45 | N.S. |
| | PROPRIANO | 129 | -43% | 2 662 | -14% |
| | TOTAL | 129 | -43% | 2 707 | -14% |
| Total | AJACCIO | 0 | -22% | 816 | -22% |
| | PROPRIANO | 4 399 | -26% | 60 315 | -10% |
| | TOTAL | 4 399 | -25% | 61 131 | -10% |
| dont | MERIDIONALE | 4 399 | -26% | 53 723 | -14% |
| | S.N.C.M. | 0 | N.S. | 7 408 | 32% |

| | | | | | |
|---|--------------|--------|------|---------|------|
| T | AJACCIO | 0 | N.S. | 816 | -22% |
| O | BASTIA | 12 249 | 4% | 158 930 | 2% |
| T | BONIFACIO | 1 473 | 84% | 17 106 | 15% |
| A | CALVI | 0 | N.S. | 44 | -64% |
| L | L'ILE ROUSSE | 0 | N.S. | 0 | N.S. |
| | PROPRIANO | 4 399 | -26% | 60 315 | N.S. |
| | TOTAL | 18 121 | -2% | 237 211 | -1% |

| | | | | | |
|-----|------------------------|--------|------|---------|------|
| CIE | MERIDIONALE | 4 399 | -26% | 53 723 | -14% |
| | S.N.C.M. | 0 | N.S. | 7 408 | 32% |
| | CORSICA FERRIES | 11 847 | 1% | 153 856 | 2% |
| | MOBY LINES | 1 404 | 97% | 12 146 | 14% |
| | SAREMAR | 471 | 328% | 10 078 | 8% |
| | TOTAL | 18 121 | -2% | 237 211 | -1% |