

OBSERVATOIRE REGIONAL  
DES TRANSPORTS  
DE LA CORSE

# CORSE TRANSPORTS "MARCHANDISES" Longueur Roll ( Trafic National )

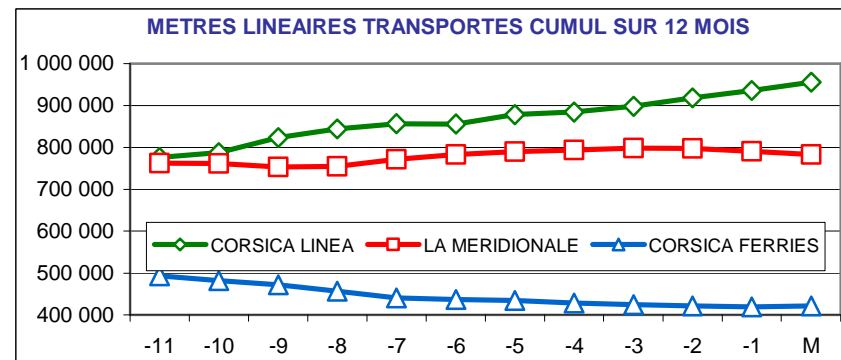
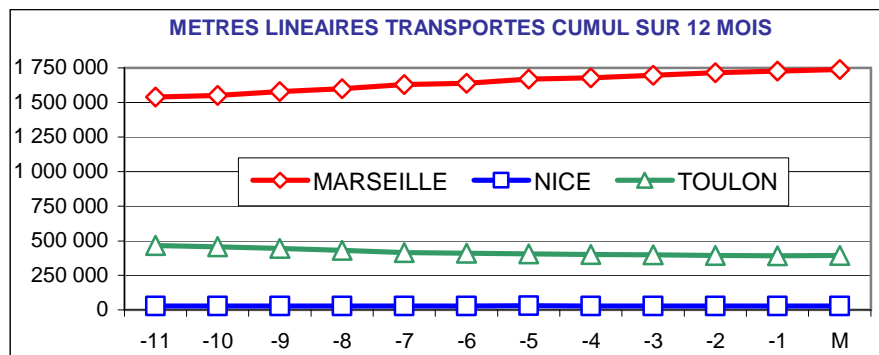
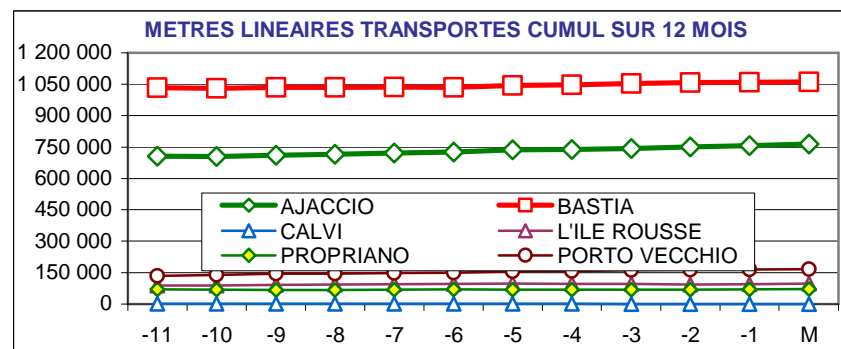


**Août 2017**

**8,2%**

**189 607 Mètres Linéaires transportés ( Entrée + Sortie )**

| PORTS         | Evolutions  |               |
|---------------|-------------|---------------|
|               | Mensuelle   | Cumul 12 mois |
| AJACCIO       | 13% ↗       | 9% ↗          |
| BASTIA        | 1% ↗        | 2% ↗          |
| CALVI         | N.S. ↗      | N.S. ↗        |
| L'ILE ROUSSE  | 23% ↗       | 11% ↗         |
| PROPRIANO     | 14% ↗       | 1% ↗          |
| PORTO VECCHIO | 17% ↗       | 25% ↗         |
| MARSEILLE     | 8% ↗        | 14% ↗         |
| NICE          | 23% ↗       | -2% ↘         |
| TOULON        | 6% ↗        | -17% ↘        |
| <b>TOTAL</b>  | <b>8% ↗</b> | <b>6% ↗</b>   |



DIRECTION REGIONALE DE L'ENVIRONNEMENT DE L'AMENAGEMENT ET DU LOGEMENT DE LA CORSE

CS 10 006 20704 AJACCIO Cedex 9 TEL 04 95 51 79 47 FAX 04 95 51 79 89 Site Internet : [www.ortc.info](http://www.ortc.info) Email : [ort.corse@wanadoo.fr](mailto:ort.corse@wanadoo.fr)

# TRAFICS ROLL Français ( Mètres linéaires )

## Août 2017

### CORSE - MARSEILLE

### CORSE - NICE

| Longueur Transportée |               | Août          | Evolut°   | 12 mois        | Evolut°    |
|----------------------|---------------|---------------|-----------|----------------|------------|
| E                    | AJACCIO       | 26 920        | 6%        | 305 512        | 21%        |
| N                    | BASTIA        | 35 907        | 2%        | 415 225        | 12%        |
| T                    | CALVI         | 0             | N.S.      | 0              | N.S.       |
| R                    | L'ILE ROUSSE  | 5 494         | 16%       | 47 977         | 9%         |
| E                    | PROPRIANO     | 3 829         | 10%       | 39 291         | -2%        |
| E                    | PORTO VECCHIO | 7 309         | 12%       | 78 508         | 19%        |
| S                    | <b>TOTAL</b>  | <b>79 459</b> | <b>5%</b> | <b>886 513</b> | <b>15%</b> |

| Longueur Transportée |               | Août         | Evolut°    | 12 mois       | Evolut°    |
|----------------------|---------------|--------------|------------|---------------|------------|
| E                    | AJACCIO       | 312          | 181%       | 1 541         | 75%        |
| N                    | BASTIA        | 1 481        | 4%         | 14 185        | -8%        |
| T                    | CALVI         | 0            | N.S.       | 0             | N.S.       |
| R                    | L'ILE ROUSSE  | 0            | 0%         | 0             | 0%         |
| E                    | PROPRIANO     | 0            | 0%         | 0             | 0%         |
| E                    | PORTO VECCHIO | 79           | 1029%      | 850           | 877%       |
| S                    | <b>TOTAL</b>  | <b>1 872</b> | <b>19%</b> | <b>16 576</b> | <b>-2%</b> |

|   |               |               |            |                |            |
|---|---------------|---------------|------------|----------------|------------|
| S | AJACCIO       | 27 845        | 10%        | 291 885        | 15%        |
| O | BASTIA        | 37 465        | 8%         | 408 113        | 11%        |
| R | CALVI         | 0             | N.S.       | 0              | N.S.       |
| T | L'ILE ROUSSE  | 5 495         | 17%        | 43 493         | 10%        |
| I | PROPRIANO     | 3 229         | 20%        | 32 204         | 5%         |
| E | PORTO VECCHIO | 8 777         | 28%        | 76 565         | 20%        |
| S | <b>TOTAL</b>  | <b>82 811</b> | <b>11%</b> | <b>852 260</b> | <b>13%</b> |

|   |               |              |            |               |            |
|---|---------------|--------------|------------|---------------|------------|
| S | AJACCIO       | 180          | 147%       | 630           | 14%        |
| O | BASTIA        | 739          | 14%        | 10 273        | -5%        |
| R | CALVI         | 0            | N.S.       | 0             | N.S.       |
| T | L'ILE ROUSSE  | 0            | 0%         | 0             | 0%         |
| I | PROPRIANO     | 0            | 0%         | 0             | 0%         |
| E | PORTO VECCHIO | 103          | 102%       | 804           | 236%       |
| S | <b>TOTAL</b>  | <b>1 022</b> | <b>32%</b> | <b>11 707</b> | <b>-1%</b> |

|   |               |                |           |                  |            |
|---|---------------|----------------|-----------|------------------|------------|
| T | AJACCIO       | 54 765         | 8%        | 597 397          | 18%        |
| O | BASTIA        | 73 372         | 5%        | 823 338          | 11%        |
| O | CALVI         | 0              | N.S.      | 0                | N.S.       |
| T | L'ILE ROUSSE  | 10 989         | 16%       | 91 470           | 10%        |
| A | PROPRIANO     | 7 058          | 14%       | 71 495           | 1%         |
| L | PORTO VECCHIO | 16 086         | 20%       | 155 073          | 19%        |
|   | <b>TOTAL</b>  | <b>162 270</b> | <b>8%</b> | <b>1 738 773</b> | <b>14%</b> |

|   |               |              |            |               |            |
|---|---------------|--------------|------------|---------------|------------|
| T | AJACCIO       | 492          | 167%       | 2 171         | 51%        |
| O | BASTIA        | 2 220        | 7%         | 24 458        | -7%        |
| O | CALVI         | 0            | N.S.       | 0             | N.S.       |
| T | L'ILE ROUSSE  | 0            | 0%         | 0             | 0%         |
| A | PROPRIANO     | 0            | 0%         | 0             | 0%         |
| L | PORTO VECCHIO | 182          | 0%         | 1 654         | 0%         |
|   | <b>TOTAL</b>  | <b>2 894</b> | <b>23%</b> | <b>28 283</b> | <b>-2%</b> |

|     |                 |                |           |                  |            |
|-----|-----------------|----------------|-----------|------------------|------------|
| CIE | LA MERIDIONALE  | 69 922         | -10%      | 783 314          | 4%         |
|     | CORSICA LINEA   | 92 348         | 27%       | 955 459          | 23%        |
|     | CORSICA FERRIES | 0              | N.S.      | 0                | N.S.       |
|     | MOBY LINES      | 0              | N.S.      | 0                | N.S.       |
|     | <b>TOTAL</b>    | <b>162 270</b> | <b>8%</b> | <b>1 738 773</b> | <b>14%</b> |

|     |                 |              |            |               |            |
|-----|-----------------|--------------|------------|---------------|------------|
| CIE | LA MERIDIONALE  | 0            | 0%         | 0             | 0%         |
|     | CORSICA LINEA   | 0            | 0%         | 0             | 0%         |
|     | CORSICA FERRIES | 2 538        | 26%        | 26 965        | 0%         |
|     | MOBY LINES      | 356          | 7%         | 1 318         | -25%       |
|     | <b>TOTAL</b>    | <b>2 894</b> | <b>23%</b> | <b>28 283</b> | <b>-2%</b> |

# TRAFICS ROLL Français ( Mètres linéaires )

## Août 2017

### CORSE - TOULON

### CORSE - TOTAL

| Longueur Transportée |               | Août          | Evolut°   | 12 mois        | Evolut°     |
|----------------------|---------------|---------------|-----------|----------------|-------------|
| E                    | AJACCIO       | 5 870         | 36%       | 88 998         | -16%        |
| N                    | BASTIA        | 5 750         | -19%      | 107 661        | -22%        |
| T                    | CALVI         | 0             | N.S.      | 0              | N.S.        |
| R                    | L'ILE ROUSSE  | 641           | 19%       | 3 245          | 18%         |
| E                    | PROPRIANO     | 0             | 0%        | 0              | 0%          |
| E                    | PORTO VECCHIO | 93            | -75%      | 4 373          | 105%        |
| S                    | <b>TOTAL</b>  | <b>12 354</b> | <b>0%</b> | <b>204 277</b> | <b>-18%</b> |

| Longueur Transportée |               | Août          | Evolut°   | 12 mois          | Evolut°   |
|----------------------|---------------|---------------|-----------|------------------|-----------|
| E                    | AJACCIO       | 33 102        | 11%       | 396 051          | 10%       |
| N                    | BASTIA        | 43 138        | -2%       | 537 071          | 2%        |
| T                    | CALVI         | 0             | N.S.      | 0                | N.S.      |
| R                    | L'ILE ROUSSE  | 6 135         | 16%       | 51 222           | 10%       |
| E                    | PROPRIANO     | 3 829         | 10%       | 39 291           | -2%       |
| E                    | PORTO VECCHIO | 7 481         | 8%        | 83 731           | 23%       |
| S                    | <b>TOTAL</b>  | <b>93 685</b> | <b>5%</b> | <b>1 107 366</b> | <b>6%</b> |

|   |               |               |            |                |             |
|---|---------------|---------------|------------|----------------|-------------|
| S | AJACCIO       | 4 942         | 49%        | 76 396         | -16%        |
| O | BASTIA        | 5 616         | -12%       | 104 703        | -20%        |
| R | CALVI         | 0             | N.S.       | 0              | N.S.        |
| T | L'ILE ROUSSE  | 1 303         | 131%       | 2 839          | 44%         |
| I | PROPRIANO     | 0             | 0%         | 0              | 0%          |
| E | PORTO VECCHIO | 228           | -42%       | 6 160          | 330%        |
| S | <b>TOTAL</b>  | <b>12 089</b> | <b>14%</b> | <b>190 098</b> | <b>-16%</b> |

|   |               |               |            |                  |           |
|---|---------------|---------------|------------|------------------|-----------|
| S | AJACCIO       | 32 967        | 15%        | 368 911          | 7%        |
| O | BASTIA        | 43 820        | 5%         | 523 089          | 3%        |
| R | CALVI         | 0             | N.S.       | 0                | N.S.      |
| T | L'ILE ROUSSE  | 6 798         | 29%        | 46 332           | 11%       |
| I | PROPRIANO     | 3 229         | 20%        | 32 204           | 5%        |
| E | PORTO VECCHIO | 9 108         | 25%        | 83 529           | 27%       |
| S | <b>TOTAL</b>  | <b>95 922</b> | <b>12%</b> | <b>1 054 065</b> | <b>6%</b> |

|   |               |               |           |                |             |
|---|---------------|---------------|-----------|----------------|-------------|
| T | AJACCIO       | 10 812        | 41%       | 165 394        | -16%        |
| O | BASTIA        | 11 366        | -16%      | 212 364        | -21%        |
| T | CALVI         | 0             | N.S.      | 0              | N.S.        |
| A | L'ILE ROUSSE  | 1 944         | 77%       | 6 084          | 29%         |
| L | PROPRIANO     | 0             | 0%        | 0              | 0%          |
|   | PORTO VECCHIO | 321           | 0%        | 10 533         | 0%          |
|   | <b>TOTAL</b>  | <b>24 443</b> | <b>6%</b> | <b>394 375</b> | <b>-17%</b> |

|   |               |                |           |                  |           |
|---|---------------|----------------|-----------|------------------|-----------|
| T | AJACCIO       | 66 069         | 13%       | 764 962          | 9%        |
| O | BASTIA        | 86 958         | 1%        | 1 060 160        | 2%        |
| T | CALVI         | 0              | N.S.      | 0                | N.S.      |
| A | L'ILE ROUSSE  | 12 933         | 23%       | 97 554           | 11%       |
| L | PROPRIANO     | 7 058          | 14%       | 71 495           | 1%        |
|   | PORTO VECCHIO | 16 589         | 17%       | 167 260          | 25%       |
|   | <b>TOTAL</b>  | <b>189 607</b> | <b>8%</b> | <b>2 161 431</b> | <b>6%</b> |

|     |                 |               |           |                |             |
|-----|-----------------|---------------|-----------|----------------|-------------|
| CIE | LA MERIDIONALE  | 0             | 0%        | 0              | 0%          |
|     | CORSICA LINEA   | 0             | N.S.      | 0              | N.S.        |
|     | CORSICA FERRIES | 24 443        | 6%        | 394 375        | -17%        |
|     | MOBY LINES      | 0             | 0%        | 0              | N.S.        |
|     | <b>TOTAL</b>    | <b>24 443</b> | <b>6%</b> | <b>394 375</b> | <b>-17%</b> |

|     |                 |                |           |                  |           |
|-----|-----------------|----------------|-----------|------------------|-----------|
| CIE | LA MERIDIONALE  | 69 922         | -10%      | 783 314          | 4%        |
|     | CORSICA LINEA   | 92 348         | 27%       | 955 459          | 23%       |
|     | CORSICA FERRIES | 26 981         | 8%        | 421 340          | -16%      |
|     | MOBY LINES      | 356            | 7%        | 1 318            | -25%      |
|     | <b>TOTAL</b>    | <b>189 607</b> | <b>8%</b> | <b>2 161 431</b> | <b>6%</b> |

# CORSE TRANSPORTS "MARCHANDISES"

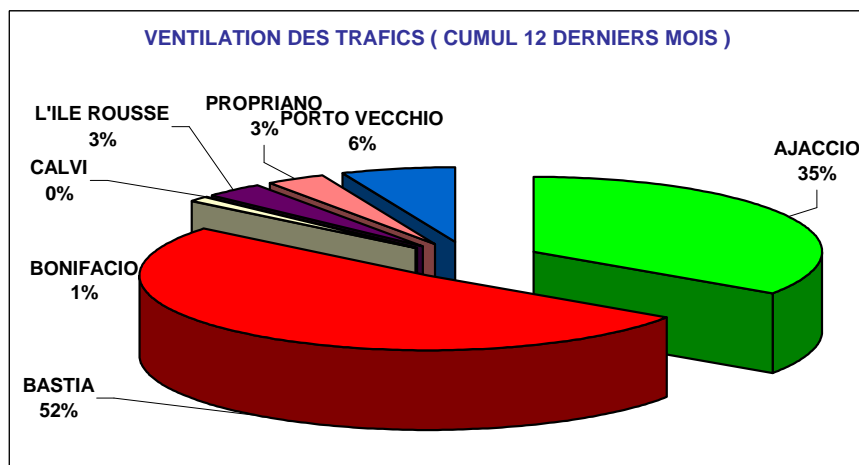
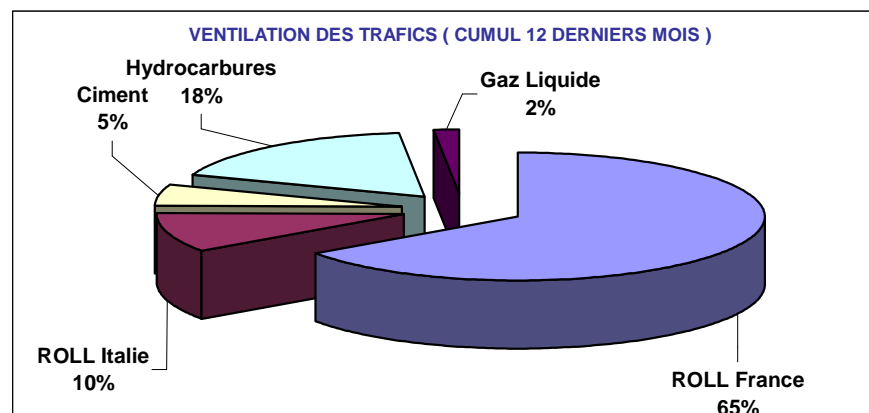
Tonnages Nets Roll & Spécialisé  
Trafics Français et Italiens

Août 2017

10,4%

189 456 Tonnes Net ( Entrées + Sorties )

| PORTS         | Evolutions |          |               |          |
|---------------|------------|----------|---------------|----------|
|               | Mensuelle  |          | Cumul 12 mois |          |
| AJACCIO       | 8%         | ↗        | 9%            | ↘        |
| BASTIA        | 10%        | ↗        | 0%            | ↘        |
| BONIFACIO     | -2%        | ↘        | -4%           | ↘        |
| CALVI         | N.S.       | ↗        | N.S.          | ↗        |
| L'ILE ROUSSE  | 13%        | ↗        | 2%            | ↗        |
| PROPRIANO     | 14%        | ↗        | -1%           | ↘        |
| PORTO VECCHIO | 27%        | ↗        | 15%           | ↗        |
| <b>TOTAL</b>  | <b>10%</b> | <b>↗</b> | <b>4%</b>     | <b>↗</b> |



## RAPPELS :

\* La CORSICA LINEA ayant absorbé en Avril 2016 la MCM ( reprenneur de la SNCM en Janvier 2016 ), les trafics de la CORSICA LINEA présentés sont comparés à ceux réalisés par la SNCM par le passé, voire au cumul SNCM + MCM + CORSICA LINEA pour les mois de Janvier à Mars 2016.

\* Sur la ligne Bonifacio - Santa Teresa di Gallure, la BLU NAVY a repris la SAREMAR à compter du mois d' Avril 2016.

# TRAFICS ROLL & SPECIALISES ( Tonnages Nets )

Août 2017

| Tonnage Net Transporté          |               | France        |              |               |               | TOTAL          | Italie       | TOTAL MENSUEL  |            |
|---------------------------------|---------------|---------------|--------------|---------------|---------------|----------------|--------------|----------------|------------|
|                                 |               | ROLL          | CIMENT       | HYDROC        | GAZ           |                | ROLL         | TONNAGE        | Evolution  |
| E<br>N<br>T<br>R<br>E<br>E<br>S | AJACCIO       | 34 459        | 1 453        | 29 186        | 0             | 65 098         | 0            | 65 098         | 8%         |
|                                 | BASTIA        | 42 368        | 633          | 26 382        | 12 160        | 81 543         | 5 137        | 86 680         | 12%        |
|                                 | BONIFACIO     | ---           | ---          | ---           | ---           | 0              | 595          | 595            | 9%         |
|                                 | CALVI         | 0             | 0            | ---           | ---           | 0              | 0            | 0              | N.S.       |
|                                 | L'ILE ROUSSE  | 7 046         | 0            | ---           | ---           | 7 046          | 56           | 7 102          | 13%        |
|                                 | PROPRIANO     | 4 232         | 0            | ---           | ---           | 4 232          | 1 110        | 5 342          | 10%        |
|                                 | PORTO VECCHIO | 8 351         | 273          | ---           | ---           | 8 624          | 641          | 9 265          | 31%        |
|                                 | <b>TOTAL</b>  | <b>96 456</b> | <b>2 359</b> | <b>55 568</b> | <b>12 160</b> | <b>166 543</b> | <b>7 539</b> | <b>174 082</b> | <b>11%</b> |
| <b>Evolution</b>                | <b>-1%</b>    | <b>-27%</b>   | <b>10%</b>   | <b>1251%</b>  | <b>10%</b>    | <b>55%</b>     |              |                |            |

| CUMUL 12 MOIS    |           |
|------------------|-----------|
| TONNAGE          | Evolution |
| 726 089          | 7%        |
| 996 147          | -2%       |
| 20 932           | -5%       |
| 0                | N.S.      |
| 72 400           | 0%        |
| 76 935           | -1%       |
| 127 455          | 12%       |
| <b>2 019 958</b> | <b>2%</b> |

|                                 |               |               |            |            |           |               |            |               |           |
|---------------------------------|---------------|---------------|------------|------------|-----------|---------------|------------|---------------|-----------|
| S<br>O<br>R<br>T<br>I<br>E<br>S | AJACCIO       | 3 714         | ---        | ---        | ---       | 3 714         | 0          | 3 714         | 14%       |
|                                 | BASTIA        | 9 296         | ---        | ---        | ---       | 9 296         | 181        | 9 477         | -3%       |
|                                 | BONIFACIO     | ---           | ---        | ---        | ---       | ---           | 90         | 90            | -41%      |
|                                 | CALVI         | 0             | ---        | ---        | ---       | 0             | 0          | 0             | N.S.      |
|                                 | L'ILE ROUSSE  | 582           | ---        | ---        | ---       | 582           | 4          | 586           | 20%       |
|                                 | PROPRIANO     | 206           | ---        | ---        | ---       | 206           | 5          | 211           | 2914%     |
|                                 | PORTO VECCHIO | 1 287         | ---        | ---        | ---       | 1 287         | 9          | 1 296         | 4%        |
|                                 | <b>TOTAL</b>  | <b>15 085</b> | <b>0</b>   | <b>0</b>   | <b>0</b>  | <b>15 085</b> | <b>289</b> | <b>15 374</b> | <b>3%</b> |
| <b>Evolution</b>                | <b>3%</b>     | <b>---</b>    | <b>---</b> | <b>---</b> | <b>3%</b> | <b>-20%</b>   |            |               |           |

|                |            |
|----------------|------------|
| 54 173         | 34%        |
| 168 260        | 9%         |
| 2 304          | 1%         |
| 0              | N.S.       |
| 3 474          | 67%        |
| 1 144          | 17%        |
| 17 630         | 44%        |
| <b>246 985</b> | <b>16%</b> |

|                       |               |                |              |               |               |                |              |                |            |
|-----------------------|---------------|----------------|--------------|---------------|---------------|----------------|--------------|----------------|------------|
| T<br>O<br>T<br>A<br>L | AJACCIO       | 38 173         | 1 453        | 29 186        | 0             | 68 812         | 0            | 68 812         | 8%         |
|                       | BASTIA        | 51 664         | 633          | 26 382        | 12 160        | 90 839         | 5 318        | 96 157         | 10%        |
|                       | BONIFACIO     | ---            | ---          | ---           | ---           | 0              | 685          | 685            | -2%        |
|                       | CALVI         | 0              | 0            | ---           | ---           | 0              | 0            | 0              | N.S.       |
|                       | L'ILE ROUSSE  | 7 628          | 0            | ---           | ---           | 7 628          | 60           | 7 688          | 13%        |
|                       | PROPRIANO     | 4 438          | 0            | ---           | ---           | 4 438          | 1 115        | 5 553          | 14%        |
|                       | PORTO VECCHIO | 9 638          | 273          | ---           | ---           | 9 911          | 650          | 10 561         | 27%        |
|                       | <b>TOTAL</b>  | <b>111 541</b> | <b>2 359</b> | <b>55 568</b> | <b>12 160</b> | <b>181 628</b> | <b>7 828</b> | <b>189 456</b> | <b>10%</b> |
| <b>Evolution</b>      | <b>0%</b>     | <b>-27%</b>    | <b>10%</b>   | <b>1251%</b>  | <b>9%</b>     | <b>49%</b>     |              |                |            |

|                  |           |
|------------------|-----------|
| 780 262          | 9%        |
| 1 164 407        | 0%        |
| 23 236           | -4%       |
| 0                | N.S.      |
| 75 874           | 2%        |
| 78 079           | -1%       |
| 145 085          | 15%       |
| <b>2 266 943</b> | <b>4%</b> |

|              |                |            |
|--------------|----------------|------------|
| France       | 181 628        | 9%         |
| Italie       | 7 828          | 49%        |
| <b>TOTAL</b> | <b>189 456</b> | <b>10%</b> |

|                  |           |
|------------------|-----------|
| 2 050 121        | 3%        |
| 216 712          | 10%       |
| <b>2 266 833</b> | <b>4%</b> |

| TRAFICS             | ROLL   | CORSICA FERRIES |              |
|---------------------|--------|-----------------|--------------|
|                     |        | LA MERIDIONALE  | 14 910 8%    |
|                     |        | 44 057 -22%     |              |
|                     |        | 3 855 90%       |              |
|                     |        | 305 53%         |              |
|                     |        | 56 242 25%      |              |
|                     |        | 119 369 2%      |              |
| TRAFICS SPECIALISES | CIMENT | SOMECA          | 2 359 -27%   |
|                     | HYDROC | FOUQUET         | 55 568 10%   |
|                     | GAZ    | SEA TERMINAL    | 12 160 1251% |

|       |           |      |
|-------|-----------|------|
| 8%    | 340 631   | -14% |
| -22%  | 632 591   | 4%   |
| 90%   | 47 230    | 119% |
| 53%   | 7 301     | -61% |
| 25%   | 675 086   | 22%  |
| 2%    | 1 702 839 | 7%   |
| -27%  | 123 758   | -4%  |
| 10%   | 404 899   | -8%  |
| 1251% | 35 447    | 70%  |

# TRAFICS ROLL Français ( Tonnages Nets )

**Août 2017**

## CORSE - MARSEILLE

## CORSE - NICE

| Tonnage Net Transporté |               | Août          | Evolut°    | 12 mois          | Evolut°    |
|------------------------|---------------|---------------|------------|------------------|------------|
| E                      | AJACCIO       | 29 331        | -4%        | 386 731          | 20%        |
| N                      | BASTIA        | 37 066        | -7%        | 478 442          | 6%         |
| T                      | CALVI         | 0             | N.S.       | 0                | N.S.       |
| R                      | L'ILE ROUSSE  | 6 143         | 7%         | 55 123           | 4%         |
| E                      | PROPRIANO     | 4 232         | 0%         | 53 965           | 1%         |
| E                      | PORTO VECCHIO | 8 313         | 28%        | 96 065           | 14%        |
| S                      | <b>TOTAL</b>  | <b>85 085</b> | <b>-2%</b> | <b>1 070 326</b> | <b>11%</b> |

| Tonnage Net Transporté |               | Août         | Evolut°     | 12 mois       | Evolut°     |
|------------------------|---------------|--------------|-------------|---------------|-------------|
| E                      | AJACCIO       | 166          | 337%        | 787           | 89%         |
| N                      | BASTIA        | 750          | -35%        | 16 145        | -31%        |
| T                      | CALVI         | 0            | N.S.        | 0             | N.S.        |
| R                      | L'ILE ROUSSE  | 260          | 5%          | 760           | 81%         |
| E                      | PROPRIANO     | 0            | 0%          | 0             | 0%          |
| E                      | PORTO VECCHIO | 38           | 3700%       | 419           | 1097%       |
| S                      | <b>TOTAL</b>  | <b>1 214</b> | <b>-16%</b> | <b>18 111</b> | <b>-27%</b> |

|   |               |               |           |                |            |
|---|---------------|---------------|-----------|----------------|------------|
| S | AJACCIO       | 3 448         | 8%        | 49 695         | 39%        |
| O | BASTIA        | 8 845         | 0%        | 147 889        | 17%        |
| R | CALVI         | 0             | N.S.      | 0              | N.S.       |
| T | L'ILE ROUSSE  | 369           | 0%        | 2 839          | 78%        |
| I | PROPRIANO     | 206           | 10200%    | 915            | 109%       |
| E | PORTO VECCHIO | 1 231         | 0%        | 16 516         | 38%        |
| S | <b>TOTAL</b>  | <b>14 099</b> | <b>4%</b> | <b>217 854</b> | <b>24%</b> |

|   |               |            |             |              |             |
|---|---------------|------------|-------------|--------------|-------------|
| S | AJACCIO       | 32         | 540%        | 83           | 12%         |
| O | BASTIA        | 29         | -54%        | 944          | -51%        |
| R | CALVI         | 0          | N.S.        | 0            | N.S.        |
| T | L'ILE ROUSSE  | 36         | N.S.        | 176          | 4300%       |
| I | PROPRIANO     | 0          | 0%          | 0            | 0%          |
| E | PORTO VECCHIO | 56         | 2700%       | 144          | 12%         |
| S | <b>TOTAL</b>  | <b>153</b> | <b>119%</b> | <b>1 347</b> | <b>-35%</b> |

|   |               |               |            |                  |            |
|---|---------------|---------------|------------|------------------|------------|
| T | AJACCIO       | 32 779        | -3%        | 436 426          | 22%        |
| O | BASTIA        | 45 911        | -6%        | 626 331          | 9%         |
|   | CALVI         | 0             | N.S.       | 0                | N.S.       |
| T | L'ILE ROUSSE  | 6 512         | 6%         | 57 962           | 6%         |
| A | PROPRIANO     | 4 438         | 5%         | 54 880           | 2%         |
| L | PORTO VECCHIO | 9 544         | 24%        | 112 581          | 17%        |
|   | <b>TOTAL</b>  | <b>99 184</b> | <b>-1%</b> | <b>1 288 180</b> | <b>13%</b> |

|   |               |              |             |               |             |
|---|---------------|--------------|-------------|---------------|-------------|
| T | AJACCIO       | 198          | 360%        | 870           | 77%         |
| O | BASTIA        | 779          | -36%        | 17 089        | -33%        |
|   | CALVI         | 0            | N.S.        | 0             | N.S.        |
| T | L'ILE ROUSSE  | 296          | 20%         | 936           | 121%        |
| A | PROPRIANO     | 0            | 0%          | 0             | 0%          |
| L | PORTO VECCHIO | 94           | 3033%       | 563           | 1124%       |
|   | <b>TOTAL</b>  | <b>1 367</b> | <b>-10%</b> | <b>19 458</b> | <b>-27%</b> |

|     |                 |               |            |                  |            |
|-----|-----------------|---------------|------------|------------------|------------|
| CIE | LA MERIDIONALE  | 42 942        | -23%       | 613 094          | 5%         |
|     | MOBY LINES      | 0             | N.S.       | 0                | N.S.       |
|     | CORSICA LINEA   | 56 242        | 25%        | 675 086          | 22%        |
|     | CORSICA FERRIES | 0             | N.S.       | 0                | N.S.       |
|     | <b>TOTAL</b>    | <b>99 184</b> | <b>-1%</b> | <b>1 288 180</b> | <b>13%</b> |

|     |                 |              |             |               |             |
|-----|-----------------|--------------|-------------|---------------|-------------|
| CIE | LA MERIDIONALE  | 0            | 0%          | 0             | 0%          |
|     | MOBY LINES      | 234          | -49%        | 936           | -54%        |
|     | CORSICA LINEA   | 0            | N.S.        | 0             | N.S.        |
|     | CORSICA FERRIES | 1 133        | 6%          | 18 522        | -25%        |
|     | <b>TOTAL</b>    | <b>1 367</b> | <b>-10%</b> | <b>19 458</b> | <b>-27%</b> |

# TRAFICS ROLL Français ( Tonnages Nets )

## Août 2017

### CORSE - TOULON

### CORSE - TOTAL

| Tonnage Net Transporté |               | Août          | Evolut°    | 12 mois        | Evolut°     |
|------------------------|---------------|---------------|------------|----------------|-------------|
| E                      | AJACCIO       | 4 962         | 54%        | 72 302         | -25%        |
| N                      | BASTIA        | 4 552         | -18%       | 82 200         | -26%        |
| T                      | CALVI         | 0             | N.S.       | 0              | N.S.        |
| R                      | L'ILE ROUSSE  | 643           | 118%       | 3 550          | 72%         |
| E                      | PROPRIANO     | 0             | 0%         | 0              | 0%          |
| E                      | PORTO VECCHIO | 0             | N.S.       | 1 765          | 504%        |
| S                      | <b>TOTAL</b>  | <b>10 157</b> | <b>12%</b> | <b>159 817</b> | <b>-24%</b> |

| Tonnage Net Transporté |               | Août          | Evolut°    | 12 mois          | Evolut°   |
|------------------------|---------------|---------------|------------|------------------|-----------|
| E                      | AJACCIO       | 34 459        | 2%         | 459 820          | 10%       |
| N                      | BASTIA        | 42 368        | -9%        | 576 787          | -1%       |
| T                      | CALVI         | 0             | N.S.       | 0                | N.S.      |
| R                      | L'ILE ROUSSE  | 7 046         | 12%        | 59 433           | 7%        |
| E                      | PROPRIANO     | 4 232         | 0%         | 53 965           | 1%        |
| E                      | PORTO VECCHIO | 8 351         | 29%        | 98 249           | 16%       |
| S                      | <b>TOTAL</b>  | <b>96 456</b> | <b>-1%</b> | <b>1 248 254</b> | <b>4%</b> |

|   |               |            |            |               |             |
|---|---------------|------------|------------|---------------|-------------|
| S | AJACCIO       | 234        | 200%       | 4 081         | -10%        |
| O | BASTIA        | 422        | -37%       | 13 526        | -24%        |
| R | CALVI         | 0          | N.S.       | 0             | N.S.        |
| T | L'ILE ROUSSE  | 177        | 51%        | 441           | -6%         |
| I | PROPRIANO     | 0          | 0%         | 0             | 0%          |
| E | PORTO VECCHIO | 0          | N.S.       | 624           | 15500%      |
| S | <b>TOTAL</b>  | <b>833</b> | <b>-4%</b> | <b>18 672</b> | <b>-18%</b> |

|   |               |               |           |                |            |
|---|---------------|---------------|-----------|----------------|------------|
| S | AJACCIO       | 3 714         | 14%       | 53 859         | 33%        |
| O | BASTIA        | 9 296         | -3%       | 162 359        | 11%        |
| R | CALVI         | 0             | N.S.      | 0              | N.S.       |
| T | L'ILE ROUSSE  | 582           | 20%       | 3 456          | 67%        |
| I | PROPRIANO     | 206           | 10200%    | 915            | 109%       |
| E | PORTO VECCHIO | 1 287         | 4%        | 17 284         | 44%        |
| S | <b>TOTAL</b>  | <b>15 085</b> | <b>4%</b> | <b>237 873</b> | <b>18%</b> |

|   |               |               |            |                |             |
|---|---------------|---------------|------------|----------------|-------------|
| T | AJACCIO       | 5 196         | 57%        | 76 383         | -25%        |
| O | BASTIA        | 4 974         | -20%       | 95 726         | -26%        |
| O | CALVI         | 0             | N.S.       | 0              | N.S.        |
| T | L'ILE ROUSSE  | 820           | 99%        | 3 991          | 58%         |
| A | PROPRIANO     | 0             | 0%         | 0              | 0%          |
| L | PORTO VECCHIO | 0             | N.S.       | 2 389          | 707%        |
|   | <b>TOTAL</b>  | <b>10 990</b> | <b>11%</b> | <b>178 489</b> | <b>-24%</b> |

|   |               |                |           |                  |           |
|---|---------------|----------------|-----------|------------------|-----------|
| T | AJACCIO       | 38 173         | 3%        | 513 679          | 12%       |
| O | BASTIA        | 51 664         | -8%       | 739 146          | 1%        |
| O | CALVI         | 0              | N.S.      | 0                | N.S.      |
| T | L'ILE ROUSSE  | 7 628          | 13%       | 62 889           | 9%        |
| A | PROPRIANO     | 4 438          | 5%        | 54 880           | 2%        |
| L | PORTO VECCHIO | 9 638          | 25%       | 115 533          | 19%       |
|   | <b>TOTAL</b>  | <b>111 541</b> | <b>0%</b> | <b>1 486 127</b> | <b>6%</b> |

|     |                 |               |            |                |             |
|-----|-----------------|---------------|------------|----------------|-------------|
| CIE | LA MERIDIONALE  | 0             | 0%         | 0              | 0%          |
|     | CORSICA LINEA   | 0             | N.S.       | 0              | N.S.        |
|     | CORSICA FERRIES | 10 990        | 11%        | 178 489        | -24%        |
|     | MOBY LINES      | 0             | N.S.       | 0              | N.S.        |
|     | <b>TOTAL</b>    | <b>10 990</b> | <b>11%</b> | <b>178 489</b> | <b>-24%</b> |

|     |                 |                |           |                  |           |
|-----|-----------------|----------------|-----------|------------------|-----------|
| CIE | LA MERIDIONALE  | 42 942         | -23%      | 613 094          | 5%        |
|     | CORSICA LINEA   | 56 242         | 25%       | 675 086          | 22%       |
|     | CORSICA FERRIES | 12 123         | 10%       | 197 011          | -24%      |
|     | MOBY LINES      | 234            | -49%      | 936              | -54%      |
|     | <b>TOTAL</b>    | <b>111 541</b> | <b>0%</b> | <b>1 486 127</b> | <b>6%</b> |

# TRAFICS ROLL Italiens ( Tonnages Nets )

Août 2017

## CORSE - SAVONA

| Tonnage Net Transporté |                 | Août       | Evolut°     | 12 mois       | Evolut°     |
|------------------------|-----------------|------------|-------------|---------------|-------------|
| Entrée                 | BASTIA          | 300        | -36%        | 31 834        | -19%        |
| Sortie                 |                 | 26         | -35%        | 1 631         | -50%        |
| <b>Total</b>           | <b>TOTAL</b>    | <b>326</b> | <b>-36%</b> | <b>33 465</b> | <b>-21%</b> |
| Entrée                 | CALVI           | 0          | N.S.        | 0             | N.S.        |
| Sortie                 |                 | 0          | N.S.        | 0             | N.S.        |
| <b>Total</b>           | <b>TOTAL</b>    | <b>0</b>   | <b>N.S.</b> | <b>0</b>      | <b>N.S.</b> |
| Entrée                 | L'ILE           | 0          | N.S.        | 0             | N.S.        |
| Sortie                 | ROUSSE          | 4          | N.S.        | 18            | 13%         |
| <b>Total</b>           | <b>TOTAL</b>    | <b>4</b>   | <b>100%</b> | <b>18</b>     | <b>-10%</b> |
| Entrée                 | TOTAL           | 300        | -36%        | 31 834        | -19%        |
| Sortie                 |                 | 30         | -25%        | 1 649         | -49%        |
| <b>Total</b>           | <b>TOTAL</b>    | <b>330</b> | <b>-35%</b> | <b>33 483</b> | <b>-21%</b> |
| dont                   | CORSICA FERRIES | 330        | -35%        | 33 483        | -21%        |

## CORSE - GENES

| Tonnage Net Transporté |              | Août       | Evolut°      | 12 mois      | Evolut°    |
|------------------------|--------------|------------|--------------|--------------|------------|
| Entrée                 | BASTIA       | 891        | 2446%        | 4 805        | 68%        |
| Sortie                 |              | 64         | N.S.         | 158          | 41%        |
| <b>Total</b>           | <b>TOTAL</b> | <b>955</b> | <b>2629%</b> | <b>4 963</b> | <b>67%</b> |
| dont                   | MOBY LINES   | 955        | 2629%        | 4 963        | 67%        |

## CORSE - LIVOURNE

| Tonnage Net Transporté |                 | Août         | Evolut°      | 12 mois        | Evolut°      |
|------------------------|-----------------|--------------|--------------|----------------|--------------|
| Entrée                 | BASTIA          | 3 946        | 58%          | 125 311        | 27%          |
| Sortie                 |                 | 91           | -33%         | 4 112          | -13%         |
| <b>Total</b>           | <b>TOTAL</b>    | <b>4 037</b> | <b>54%</b>   | <b>129 423</b> | <b>25%</b>   |
| Entrée                 | L'ILE ROUSSE    | 56           | 2700%        | 112            | 5500%        |
| Sortie                 |                 | 0            | N.S.         | 0              | N.S.         |
| <b>Total</b>           | <b>TOTAL</b>    | <b>56</b>    | <b>2700%</b> | <b>112</b>     | <b>5500%</b> |
| Entrée                 | TOTAL           | 4 002        | 61%          | 125 423        | 27%          |
| Sortie                 |                 | 91           | -33%         | 4 112          | -13%         |
| <b>Total</b>           | <b>TOTAL</b>    | <b>4 093</b> | <b>56%</b>   | <b>129 535</b> | <b>25%</b>   |
| dont                   | CORSICA FERRIES | 1 751        | 10%          | 104 027        | 12%          |
|                        | MOBY LINES      | 2 286        | 121%         | 25 396         | 130%         |

## CORSE - PORTO TORRES

| Tonnage Net Transporté |                 | Août         | Evolut°     | 12 mois       | Evolut°      |
|------------------------|-----------------|--------------|-------------|---------------|--------------|
| Entrée                 | AJACCIO         | 0            | N.S.        | 2 687         | 1217%        |
| Sortie                 |                 | 0            | N.S.        | 314           | 1021%        |
| <b>Total</b>           | <b>TOTAL</b>    | <b>0</b>     | <b>N.S.</b> | <b>3 001</b>  | <b>1194%</b> |
| Entrée                 | PROPRIANO       | 1 110        | 69%         | 19 268        | -11%         |
| Sortie                 |                 | 5            | 0%          | 229           | -58%         |
| <b>Total</b>           | <b>TOTAL</b>    | <b>1 115</b> | <b>68%</b>  | <b>19 497</b> | <b>-12%</b>  |
| Entrée                 | PORTO VECCHIO   | 294          | -56%        | 2 140         | 28%          |
| Sortie                 |                 | 4            | -85%        | 322           | 173%         |
| <b>Total</b>           | <b>TOTAL</b>    | <b>298</b>   | <b>38%</b>  | <b>2 462</b>  | <b>-21%</b>  |
| Entrée                 | TOTAL           | 1 404        | 5%          | 24 095        | 3%           |
| Sortie                 |                 | 9            | -72%        | 865           | 26%          |
| <b>Total</b>           | <b>TOTAL</b>    | <b>1 413</b> | <b>4%</b>   | <b>24 960</b> | <b>3%</b>    |
| dont                   | LA MERIDIONALE  | 1 115        | 68%         | 19 497        | -13%         |
|                        | CORSICA LINEA   | 0            | N.S.        | 0             | N.S.         |
|                        | CORSICA FERRIES | 298          | -57%        | 5 463         | 205%         |

## CORSE - SANTA TERESA

| Tonnage Net Transporté |              | Août       | Evolut°    | 12 mois       | Evolut°    |
|------------------------|--------------|------------|------------|---------------|------------|
| Entrée                 | BONIFACIO    | 595        | 9%         | 20 932        | -5%        |
| Sortie                 |              | 90         | -41%       | 2 304         | 1%         |
| <b>Total</b>           | <b>TOTAL</b> | <b>685</b> | <b>-2%</b> | <b>23 236</b> | <b>-4%</b> |
| dont                   | MOBY LINES   | 380        | -24%       | 15 935        | 189%       |
|                        | BLU NAVY     | 305        | 53%        | 7 301         | -61%       |

## CORSE - GOLFO ARANCI

| Tonnage Net Transporté |                 | Août       | Evolut°     | 12 mois    | Evolut°     |
|------------------------|-----------------|------------|-------------|------------|-------------|
| Entrée                 | PORTO VECCHIO   | 347        | N.S.        | 511        | 1448%       |
| Sortie                 |                 | 5          | N.S.        | 24         | -47%        |
| <b>Total</b>           | <b>TOTAL</b>    | <b>352</b> | <b>N.S.</b> | <b>535</b> | <b>586%</b> |
| dont                   | CORSICA FERRIES | 352        | N.S.        | 535        | 586%        |

## CORSE - TOTAL

| Tonnage Net Transporté |               | Août         | Evolut°    | 12 mois        | Evolut°    |
|------------------------|---------------|--------------|------------|----------------|------------|
| Entrée                 | AJACCIO       | 0            | N.S.       | 2 687          | 1217%      |
|                        | BASTIA        | 5 137        | 72%        | 161 950        | 15%        |
|                        | BONIFACIO     | 595          | 9%         | 20 932         | -5%        |
|                        | CALVI         | 0            | N.S.       | 0              | N.S.       |
|                        | L'ILE ROUSSE  | 56           | 1300%      | 112            | 1767%      |
|                        | PROPRIANO     | 1 110        | 69%        | 19 268         | -11%       |
|                        | PORTO VECCHIO | 641          | -5%        | 2 651          | 55%        |
| <b>Total</b>           | <b>TOTAL</b>  | <b>7 539</b> | <b>55%</b> | <b>207 600</b> | <b>11%</b> |

| Tonnage Net Transporté |               | Août       | Evolut°     | 12 mois      | Evolut°     |
|------------------------|---------------|------------|-------------|--------------|-------------|
| Sortie                 | AJACCIO       | 0          | N.S.        | 314          | 1021%       |
|                        | BASTIA        | 181        | 3%          | 5 901        | -27%        |
|                        | BONIFACIO     | 90         | -41%        | 2 304        | 1%          |
|                        | CALVI         | 0          | N.S.        | 0            | N.S.        |
|                        | L'ILE ROUSSE  | 4          | N.S.        | 18           | 13%         |
|                        | PROPRIANO     | 5          | 0%          | 229          | -58%        |
|                        | PORTO VECCHIO | 9          | -66,67%     | 346          | 112,27%     |
| <b>Total</b>           | <b>TOTAL</b>  | <b>289</b> | <b>-20%</b> | <b>9 112</b> | <b>-18%</b> |

| Tonnage Net Transporté |                 | Août         | Evolut°    | 12 mois        | Evolut°    |
|------------------------|-----------------|--------------|------------|----------------|------------|
| TOTAL                  | AJACCIO         | 0            | N.S.       | 3 001          | 1194%      |
|                        | BASTIA          | 5 318        | 68%        | 167 851        | 12%        |
|                        | BONIFACIO       | 685          | -2%        | 23 236         | -4%        |
|                        | CALVI           | 0            | N.S.       | 0              | N.S.       |
|                        | L'ILE ROUSSE    | 60           | 1400%      | 130            | 491%       |
|                        | PROPRIANO       | 1 115        | 68%        | 19 497         | -12%       |
|                        | PORTO VECCHIO   | 650          | -7,28%     | 2 997          | 60,44%     |
| <b>Total</b>           | <b>TOTAL</b>    | <b>7 828</b> | <b>49%</b> | <b>216 712</b> | <b>10%</b> |
| dont                   | CORSICA FERRIES | 2 787        | -1%        | 143 620        | 5%         |
|                        | LA MERIDIONALE  | 1 115        | 68%        | 19 497         | -13%       |
|                        | MOBY LINES      | 3 621        | 131%       | 46 294         | 137%       |
|                        | BLU NAVY        | 305          | 53%        | 7 301          | -61%       |
|                        | CORSICA LINEA   | 0            | N.S.       | 0              | N.S.       |