



CORSE TRANSPORTS "MARCHANDISES" Longueur Roll (Trafic National)

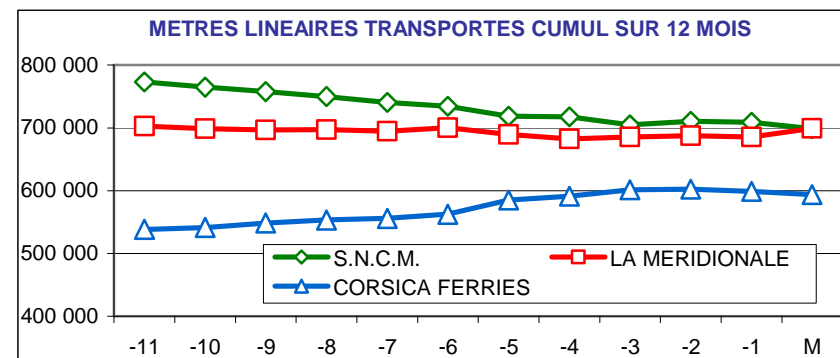
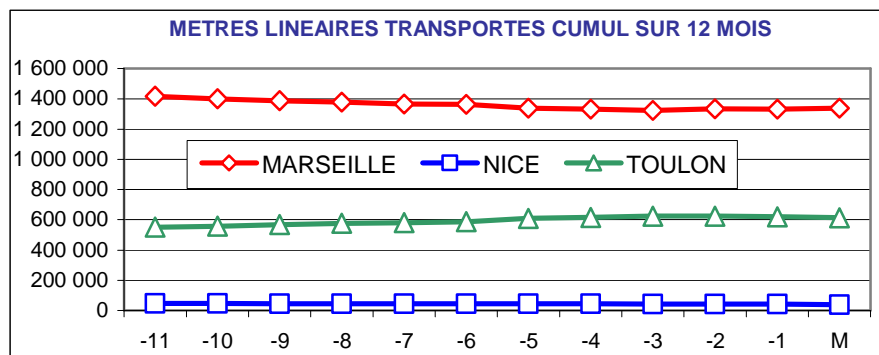
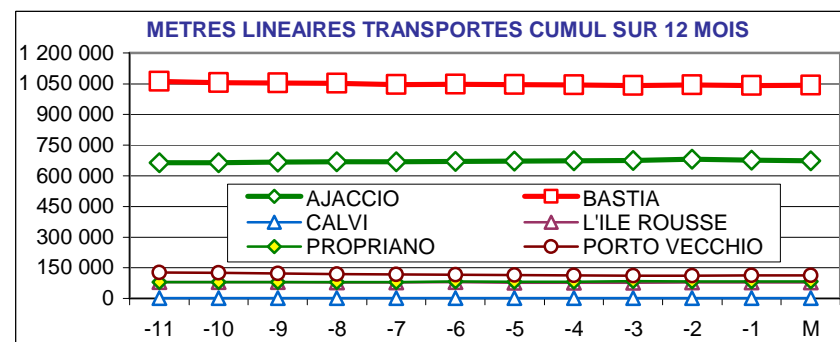


Juin 2014

-0,8%

189 005 Mètres Linéaires transportés (Entrée + Sortie)

| PORTS | Evolutions | |
|---------------|--------------|---------------|
| | Mensuelle | Cumul 12 mois |
| AJACCIO | -3% ↓ | 2% ↑ |
| BASTIA | 2% ↑ | -2% ↓ |
| CALVI | -23% ↓ | -44% ↓ |
| L'ILE ROUSSE | -8% ↓ | -1% ↓ |
| PROPRIANO | -8% ↓ | 5% ↑ |
| PORTO VECCHIO | 4% ↑ | -12% ↓ |
| MARSEILLE | 6% ↑ | -6% ↓ |
| NICE | -42% ↓ | -16% ↓ |
| TOULON | -9% ↓ | 15% ↑ |
| TOTAL | -1% ↓ | -1% ↓ |



DIRECTION REGIONALE DE L'ENVIRONNEMENT DE L'AMENAGEMENT ET DU LOGEMENT DE LA CORSE

CS 10 006 20704 AJACCIO Cedex 9 TEL 04 95 51 79 47 FAX 04 95 51 79 89 Site Internet : www.ortc.info Email : ort.corse@wanadoo.fr

TRAFICS ROLL Français (Mètres linéaires)

Juin 2014

CORSE - MARSEILLE

CORSE - NICE

| Longueur Transportée | | Juin | Evolut° | 12 mois | Evolut° |
|----------------------|---------------|---------------|-----------|----------------|------------|
| E | AJACCIO | 22 116 | -1% | 225 243 | -11% |
| N | BASTIA | 33 097 | 21% | 308 048 | -2% |
| T | CALVI | 0 | N.S. | 0 | N.S. |
| R | L'ILE ROUSSE | 3 588 | 4% | 39 228 | -4% |
| E | PROPRIANO | 4 810 | -5% | 45 507 | 5% |
| E | PORTO VECCHIO | 5 773 | 9% | 58 668 | -11% |
| S | TOTAL | 69 384 | 9% | 676 694 | -6% |

| Longueur Transportée | | Juin | Evolut° | 12 mois | Evolut° |
|----------------------|---------------|--------------|-------------|---------------|-------------|
| E | AJACCIO | 185 | -53% | 1 974 | -20% |
| N | BASTIA | 2 166 | -52% | 20 035 | -23% |
| T | CALVI | 247 | -58% | 340 | -75% |
| R | L'ILE ROUSSE | 0 | 0% | 0 | 0% |
| E | PROPRIANO | 0 | 0% | 0 | 0% |
| E | PORTO VECCHIO | 0 | 0% | 0 | 0% |
| S | TOTAL | 2 598 | -53% | 22 349 | -25% |

| | | | | | |
|---|---------------|---------------|-----------|----------------|------------|
| S | AJACCIO | 19 917 | -9% | 220 328 | -11% |
| O | BASTIA | 31 870 | 15% | 318 801 | -4% |
| R | CALVI | 0 | N.S. | 0 | N.S. |
| T | L'ILE ROUSSE | 2 875 | -13% | 31 723 | -8% |
| I | PROPRIANO | 4 116 | -12% | 37 340 | 5% |
| E | PORTO VECCHIO | 5 131 | -1% | 54 475 | -12% |
| S | TOTAL | 63 909 | 2% | 662 667 | -7% |

| | | | | | |
|---|---------------|--------------|------------|---------------|-----------|
| S | AJACCIO | 82 | 55% | 2 244 | 38% |
| O | BASTIA | 1 181 | -14% | 13 119 | -1% |
| R | CALVI | 309 | 1% | 664 | -23% |
| T | L'ILE ROUSSE | 0 | 0% | 0 | 0% |
| I | PROPRIANO | 0 | 0% | 0 | 0% |
| E | PORTO VECCHIO | 0 | 0% | 0 | 0% |
| S | TOTAL | 1 572 | -9% | 16 027 | 1% |

| | | | | | |
|---|---------------|----------------|-----------|------------------|------------|
| T | AJACCIO | 42 033 | -5% | 445 571 | -11% |
| O | BASTIA | 64 967 | 18% | 626 849 | -3% |
| O | CALVI | 0 | N.S. | 0 | N.S. |
| T | L'ILE ROUSSE | 6 463 | -5% | 70 951 | -6% |
| A | PROPRIANO | 8 926 | -8% | 82 847 | 5% |
| L | PORTO VECCHIO | 10 904 | 4% | 113 143 | -12% |
| | TOTAL | 133 293 | 6% | 1 339 361 | -6% |

| | | | | | |
|---|---------------|--------------|-------------|---------------|-------------|
| T | AJACCIO | 267 | -41% | 4 218 | 3% |
| O | BASTIA | 3 347 | -43% | 33 154 | -16% |
| O | CALVI | 556 | -38% | 1 004 | -55% |
| T | L'ILE ROUSSE | 0 | 0% | 0 | 0% |
| A | PROPRIANO | 0 | 0% | 0 | 0% |
| L | PORTO VECCHIO | 0 | 0% | 0 | 0% |
| | TOTAL | 4 170 | -42% | 38 376 | -16% |

| | | | | | |
|-----|-----------------|----------------|-----------|------------------|------------|
| CIE | LA MERIDIONALE | 77 170 | 22% | 699 365 | -1% |
| | S.N.C.M. | 56 123 | -11% | 639 996 | -12% |
| | CORSICA FERRIES | 0 | N.S. | 0 | N.S. |
| | TOTAL | 133 293 | 6% | 1 339 361 | -6% |

| | | | | | |
|-----|-----------------|--------------|-------------|---------------|-------------|
| CIE | LA MERIDIONALE | 0 | 0% | 0 | 0% |
| | S.N.C.M. | 0 | 0% | 0 | 0% |
| | CORSICA FERRIES | 4 170 | -42% | 38 376 | -16% |
| | TOTAL | 4 170 | -42% | 38 376 | -16% |

TRAFICS ROLL Français (Mètres linéaires)

Juin 2014

CORSE - TOULON

CORSE - TOTAL

| Longueur Transportée | | Juin | Evolut° | 12 mois | Evolut° |
|----------------------|---------------|---------------|-------------|----------------|------------|
| E | AJACCIO | 10 689 | -8% | 117 498 | 39% |
| N | BASTIA | 15 430 | -17% | 200 079 | 1% |
| T | CALVI | 100 | N.S. | 244 | 378% |
| R | L'ILE ROUSSE | 422 | -37% | 2 386 | 36% |
| E | PROPRIANO | 0 | 0% | 0 | 0% |
| E | PORTO VECCHIO | 0 | 0% | 0 | 0% |
| S | TOTAL | 26 641 | -13% | 320 207 | 13% |

| Longueur Transportée | | Juin | Evolut° | 12 mois | Evolut° |
|----------------------|---------------|---------------|------------|------------------|------------|
| E | AJACCIO | 32 990 | -4% | 344 715 | 2% |
| N | BASTIA | 50 693 | 1% | 528 162 | -2% |
| T | CALVI | 347 | -41% | 584 | -59% |
| R | L'ILE ROUSSE | 4 010 | -3% | 41 614 | -3% |
| E | PROPRIANO | 4 810 | -5% | 45 507 | 5% |
| E | PORTO VECCHIO | 5 773 | 9% | 58 668 | -11% |
| S | TOTAL | 98 623 | -1% | 1 019 250 | -1% |

| | | | | | |
|---|---------------|---------------|------------|----------------|------------|
| S | AJACCIO | 10 319 | 12% | 106 148 | 43% |
| O | BASTIA | 14 396 | -14% | 183 102 | 5% |
| R | CALVI | 34 | N.S. | 34 | N.S. |
| T | L'ILE ROUSSE | 152 | -11% | 4 547 | 178% |
| I | PROPRIANO | 0 | 0% | 0 | 0% |
| E | PORTO VECCHIO | 0 | 0% | 0 | 0% |
| S | TOTAL | 24 901 | -5% | 293 831 | 17% |

| | | | | | |
|---|---------------|---------------|-----------|----------------|------------|
| S | AJACCIO | 30 318 | -3% | 328 720 | 2% |
| O | BASTIA | 47 447 | 3% | 515 022 | -1% |
| R | CALVI | 343 | 12% | 698 | -19% |
| T | L'ILE ROUSSE | 3 027 | -13% | 36 270 | 1% |
| I | PROPRIANO | 4 116 | -12% | 37 340 | 5% |
| E | PORTO VECCHIO | 5 131 | -1% | 54 475 | -12% |
| S | TOTAL | 90 382 | 0% | 972 525 | -1% |

| | | | | | |
|---|---------------|---------------|------------|----------------|------------|
| T | AJACCIO | 21 008 | 1% | 223 646 | 41% |
| O | BASTIA | 29 826 | -15% | 383 181 | 3% |
| T | CALVI | 134 | N.S. | 278 | 445% |
| A | L'ILE ROUSSE | 574 | -32% | 6 933 | 104% |
| L | PROPRIANO | 0 | 0% | 0 | 0% |
| | PORTO VECCHIO | 0 | 0% | 0 | 0% |
| | TOTAL | 51 542 | -9% | 614 038 | 15% |

| | | | | | |
|---|---------------|----------------|------------|------------------|------------|
| T | AJACCIO | 63 308 | -3% | 673 435 | 2% |
| O | BASTIA | 98 140 | 2% | 1 043 184 | -2% |
| T | CALVI | 690 | -23% | 1 282 | -44% |
| A | L'ILE ROUSSE | 7 037 | -8% | 77 884 | -1% |
| L | PROPRIANO | 8 926 | -8% | 82 847 | 5% |
| | PORTO VECCHIO | 10 904 | 4% | 113 143 | -12% |
| | TOTAL | 189 005 | -1% | 1 991 775 | -1% |

| | | | | | |
|-----|-----------------|---------------|------------|----------------|------------|
| CIE | LA MERIDIONALE | 0 | 0% | 0 | 0% |
| | S.N.C.M. | 4 602 | -42% | 59 031 | 11% |
| | CORSICA FERRIES | 46 940 | -4% | 555 007 | 15% |
| | MOBY LINES | 0 | N.S. | 0 | N.S. |
| | TOTAL | 51 542 | -9% | 614 038 | 15% |

| | | | | | |
|-----|-----------------|----------------|------------|------------------|------------|
| CIE | LA MERIDIONALE | 77 170 | 22% | 699 365 | -1% |
| | S.N.C.M. | 60 725 | -14% | 699 027 | -10% |
| | CORSICA FERRIES | 51 110 | -9% | 593 383 | 13% |
| | MOBY LINES | 0 | N.S. | 0 | N.S. |
| | TOTAL | 189 005 | -1% | 1 991 775 | -1% |

CORSE TRANSPORTS

"MARCHANDISES"

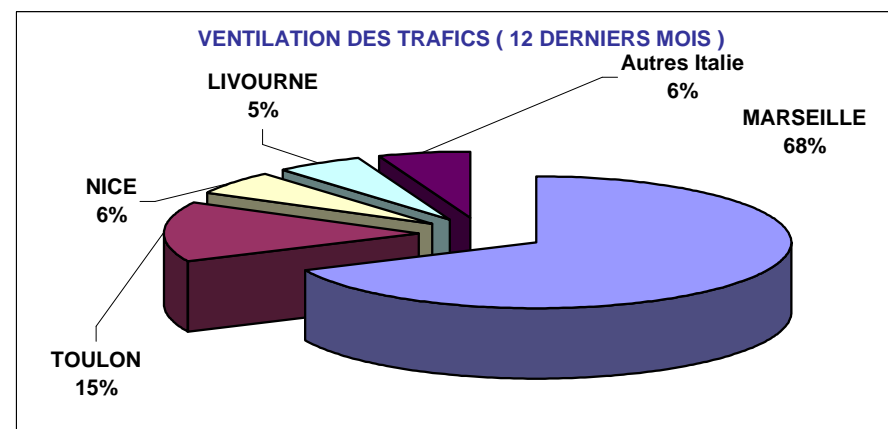
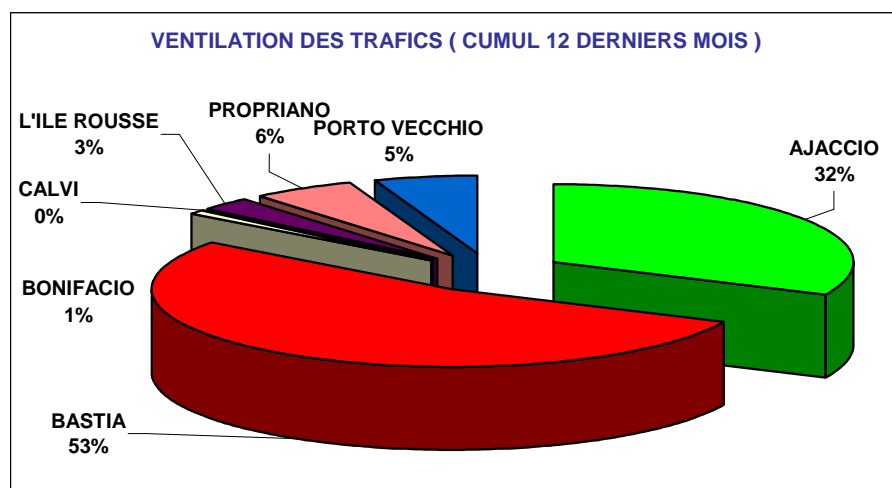
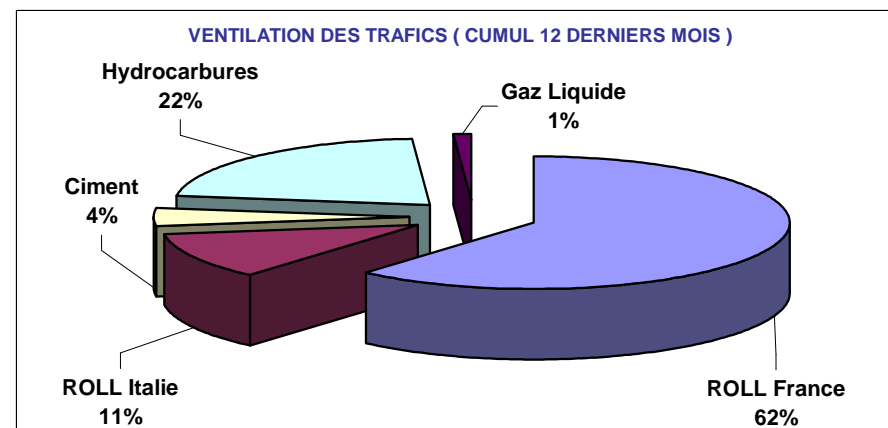
Tonnages Nets Roll & Spécialisé
Trafics Français et Italiens

Juin 2014

-12,1%

184 038 Tonnes Net (Entrées + Sorties)

| PORTS | Evolutions | | | |
|---------------|-------------|----------|---------------|----------|
| | Mensuelle | | Cumul 12 mois | |
| AJACCIO | -18% | ↓ | -5% | ↓ |
| BASTIA | -8% | ↓ | 0% | ↓ |
| BONIFACIO | 3% | ↑ | 12% | ↑ |
| CALVI | -14% | ↓ | -42% | ↓ |
| L'ILE ROUSSE | -33% | ↓ | -7% | ↓ |
| PROPRIANO | -17% | ↓ | -4% | ↓ |
| PORTO VECCHIO | -4% | ↓ | -11% | ↓ |
| TOTAL | -12% | ↓ | -3% | ↓ |



TRAFICS ROLL & SPECIALISES (Tonnages Nets)

Juin 2014

| Tonnage Net Transporté | France | | | | | Italie | TOTAL MENSUEL | | |
|----------------------------|----------------|--------------|---------------|--------------|----------------|---------------|----------------|-------------|------|
| | ROLL | CIMENT | HYDROC | GAZ | TOTAL | ROLL | TONNAGE | Evolution | |
| E N T R E S | AJACCIO | 37 797 | 3 751 | 9 574 | 0 | 51 122 | 0 | 51 122 | -16% |
| | BASTIA | 52 438 | 0 | 22 817 | 1 440 | 76 695 | 15 188 | 91 883 | -8% |
| | BONIFACIO | --- | --- | --- | --- | 0 | 1 550 | 1 550 | -6% |
| | CALVI | 117 | 0 | --- | --- | 117 | 0 | 117 | -30% |
| | L'ILE ROUSSE | 4 217 | 0 | --- | --- | 4 217 | 0 | 4 217 | -34% |
| | PROPRIANO | 6 050 | 0 | --- | --- | 6 050 | 4 117 | 10 167 | -17% |
| | PORTO VECCHIO | 6 992 | 3 018 | --- | --- | 10 010 | 0 | 10 010 | -6% |
| TOTAL | 107 611 | 6 769 | 32 391 | 1 440 | 148 211 | 20 855 | 169 066 | -12% | |
| Evolution | -4% | -37% | -33% | 82% | -14% | 0% | | | |

| CUMUL 12 MOIS | |
|------------------|------------|
| TONNAGE | Evolution |
| 645 106 | -3% |
| 998 452 | 2% |
| 14 738 | 17% |
| 218 | -51% |
| 56 565 | -8% |
| 117 504 | -3% |
| 105 533 | -10% |
| 1 938 116 | -1% |

| | | | | | | | | | |
|---------------------------------|---------------|------------|------------|------------|---------------|--------------|---------------|-------------|------|
| S O R T I E S | AJACCIO | 2 509 | --- | --- | --- | 2 509 | 0 | 2 509 | -37% |
| | BASTIA | 10 327 | --- | --- | --- | 10 327 | 552 | 10 879 | -9% |
| | BONIFACIO | --- | --- | --- | --- | --- | 222 | 222 | 236% |
| | CALVI | 40 | --- | --- | --- | 40 | 0 | 40 | 150% |
| | L'ILE ROUSSE | 106 | --- | --- | --- | 106 | 0 | 106 | 63% |
| | PROPRIANO | 153 | --- | --- | --- | 153 | 254 | 407 | -16% |
| | PORTO VECCHIO | 809 | --- | --- | --- | 809 | 0 | 809 | 15% |
| TOTAL | 13 944 | 0 | 0 | 0 | 13 944 | 1 028 | 14 972 | -13% | |
| Evolution | -13% | --- | --- | --- | -13% | -13% | | | |

| | |
|----------------|-------------|
| 39 278 | -29% |
| 144 790 | -10% |
| 2 142 | -9% |
| 108 | -7% |
| 1 904 | 98% |
| 4 130 | -11% |
| 10 602 | -17% |
| 202 954 | -15% |

| | | | | | | | | | |
|-----------------------|----------------|--------------|---------------|--------------|----------------|---------------|----------------|-------------|------|
| T O T A L | AJACCIO | 40 306 | 3 751 | 9 574 | 0 | 53 631 | 0 | 53 631 | -18% |
| | BASTIA | 62 765 | 0 | 22 817 | 1 440 | 87 022 | 15 740 | 102 762 | -8% |
| | BONIFACIO | --- | --- | --- | --- | 0 | 1 772 | 1 772 | 3% |
| | CALVI | 157 | 0 | --- | --- | 157 | 0 | 157 | -14% |
| | L'ILE ROUSSE | 4 323 | 0 | --- | --- | 4 323 | 0 | 4 323 | -33% |
| | PROPRIANO | 6 203 | 0 | --- | --- | 6 203 | 4 371 | 10 574 | -17% |
| | PORTO VECCHIO | 7 801 | 3 018 | --- | --- | 10 819 | 0 | 10 819 | -4% |
| TOTAL | 121 555 | 6 769 | 32 391 | 1 440 | 162 155 | 21 883 | 184 038 | -12% | |
| Evolution | -5% | -37% | -33% | 82% | -13% | 0% | | | |

| | |
|------------------|------------|
| 684 384 | -5% |
| 1 143 242 | 0% |
| 16 880 | 12% |
| 326 | -42% |
| 58 469 | -7% |
| 121 634 | -4% |
| 116 135 | -11% |
| 2 141 070 | -3% |

| | | |
|--------------|----------------|-------------|
| France | 162 155 | -13% |
| Italie | 21 883 | 0% |
| TOTAL | 184 038 | -12% |

| | |
|------------------|------------|
| 1 896 519 | -3% |
| 244 551 | 3% |
| 2 141 070 | -3% |

| | | | | |
|---------------------|--------|-----------------|----------------|------------|
| TRAFICS | ROLL | CORSICA FERRIES | 34 263 | -18% |
| | | LA MERIDIONALE | 61 259 | 11% |
| | | MOBY LINES | 6 177 | 205% |
| | | SAREMAR | 306 | -50% |
| | | S.N.C.M. | 41 433 | -17% |
| | | TOTAL | 143 438 | -4% |
| TRAFICS SPECIALISES | CIMENT | SOMECA | 6 769 | -37% |
| | HYDROC | FOUQUET | 32 391 | -33% |
| | GAZ | SEA TERMINAL | 1 440 | 82% |

| | |
|------------------|------------|
| 460 303 | 6% |
| 599 322 | -1% |
| 18 093 | 73% |
| 10 634 | 15% |
| 468 311 | -14% |
| 1 556 663 | -3% |
| 93 918 | -13% |
| 468 040 | 2% |
| 22 449 | -9% |

TRAFICS ROLL Français (Tonnages Nets)

Juin 2014

CORSE - MARSEILLE

CORSE - NICE

| Tonnage Net Transporté | | Juin | Evolut° | 12 mois | Evolut° |
|------------------------|---------------|---------------|-----------|----------------|------------|
| E | AJACCIO | 28 597 | -4% | 280 204 | -8% |
| N | BASTIA | 37 532 | 14% | 349 800 | 0% |
| T | CALVI | 0 | N.S. | 0 | N.S. |
| R | L'ILE ROUSSE | 4 114 | -1% | 40 268 | -8% |
| E | PROPRIANO | 6 050 | -19% | 62 160 | 3% |
| E | PORTO VECCHIO | 6 992 | 1% | 73 087 | -8% |
| S | TOTAL | 83 285 | 3% | 805 519 | -4% |

| Tonnage Net Transporté | | Juin | Evolut° | 12 mois | Evolut° |
|------------------------|---------------|--------------|-------------|---------------|-------------|
| E | AJACCIO | 60 | -50% | 8 290 | -18% |
| N | BASTIA | 1 956 | -28% | 20 309 | -14% |
| T | CALVI | 76 | -49% | 141 | -66% |
| R | L'ILE ROUSSE | 56 | -71% | 1 353 | 248% |
| E | PROPRIANO | 0 | 0% | 0 | 0% |
| E | PORTO VECCHIO | 0 | 0% | 0 | 0% |
| S | TOTAL | 2 148 | -33% | 30 093 | -13% |

| | | | | | |
|---|---------------|---------------|------------|----------------|-------------|
| S | AJACCIO | 2 196 | -32% | 34 552 | -33% |
| O | BASTIA | 9 428 | 1% | 115 936 | -17% |
| R | CALVI | 0 | N.S. | 0 | N.S. |
| T | L'ILE ROUSSE | 93 | 66% | 838 | 4% |
| I | PROPRIANO | 153 | -8% | 1 467 | -15% |
| E | PORTO VECCHIO | 809 | 15% | 10 602 | -17% |
| S | TOTAL | 12 679 | -6% | 163 395 | -21% |

| | | | | | |
|---|---------------|-----------|-------------|--------------|-------------|
| S | AJACCIO | 4 | -60% | 264 | -10% |
| O | BASTIA | 12 | -79% | 279 | -86% |
| R | CALVI | 40 | 150% | 88 | 120% |
| T | L'ILE ROUSSE | 3 | -57% | 940 | 1282% |
| I | PROPRIANO | 0 | 0% | 0 | 0% |
| E | PORTO VECCHIO | 0 | 0% | 0 | 0% |
| S | TOTAL | 59 | -34% | 1 571 | -33% |

| | | | | | |
|---|---------------|---------------|-----------|----------------|------------|
| T | AJACCIO | 30 793 | -6% | 314 756 | -12% |
| O | BASTIA | 46 960 | 11% | 465 736 | -5% |
| T | CALVI | 0 | N.S. | 0 | N.S. |
| A | L'ILE ROUSSE | 4 207 | -1% | 41 106 | -8% |
| L | PROPRIANO | 6 203 | -19% | 63 627 | 3% |
| | PORTO VECCHIO | 7 801 | 2% | 83 689 | -9% |
| | TOTAL | 95 964 | 2% | 968 914 | -7% |

| | | | | | |
|---|---------------|--------------|-------------|---------------|-------------|
| T | AJACCIO | 64 | -51% | 8 554 | -18% |
| O | BASTIA | 1 968 | -29% | 20 588 | -19% |
| T | CALVI | 116 | -30% | 229 | -49% |
| A | L'ILE ROUSSE | 59 | -70% | 2 293 | 402% |
| L | PROPRIANO | 0 | 0% | 0 | 0% |
| | PORTO VECCHIO | 0 | 0% | 0 | 0% |
| | TOTAL | 2 207 | -33% | 31 664 | -14% |

| | | | | | |
|-----|-----------------|---------------|-----------|----------------|------------|
| CIE | LA MERIDIONALE | 56 888 | 14% | 542 485 | 0% |
| | S.N.C.M. | 39 076 | -12% | 426 429 | -15% |
| | CORSICA FERRIES | 0 | N.S. | 0 | N.S. |
| | TOTAL | 95 964 | 2% | 968 914 | -7% |

| | | | | | |
|-----|-----------------|--------------|-------------|---------------|-------------|
| CIE | LA MERIDIONALE | 0 | 0% | 0 | 0% |
| | S.N.C.M. | 2 | -83% | 1 027 | 869% |
| | CORSICA FERRIES | 2 205 | -32% | 30 637 | -17% |
| | TOTAL | 2 207 | -32% | 31 664 | -17% |

TRAFICS ROLL Français (Tonnages Nets)

Juin 2014

CORSE - TOULON

CORSE - TOTAL

| Tonnage Net Transporté | | Juin | Evolut° | 12 mois | Evolut° |
|------------------------|---------------|--------|---------|---------|---------|
| E | AJACCIO | 9 140 | -3% | 99 571 | 46% |
| N | BASTIA | 12 950 | -28% | 188 169 | -5% |
| T | CALVI | 41 | N.S. | 49 | N.S. |
| R | L'ILE ROUSSE | 47 | -42% | 460 | -8% |
| E | PROPRIANO | 0 | 0% | 0 | 0% |
| E | PORTO VECCHIO | 0 | 0% | 0 | 0% |
| S | TOTAL | 22 178 | -20% | 288 249 | 8% |

| Tonnage Net Transporté | | Juin | Evolut° | 12 mois | Evolut° |
|------------------------|---------------|---------|---------|-----------|---------|
| E | AJACCIO | 37 797 | -4% | 388 065 | 1% |
| N | BASTIA | 52 438 | -2% | 558 278 | -3% |
| T | CALVI | 117 | -22% | 190 | -54% |
| R | L'ILE ROUSSE | 4 217 | -5% | 42 081 | -6% |
| E | PROPRIANO | 6 050 | -19% | 62 160 | 3% |
| E | PORTO VECCHIO | 6 992 | 1% | 73 087 | -8% |
| S | TOTAL | 107 611 | -4% | 1 123 861 | -1% |

| | | | | | |
|---|---------------|-------|------|--------|------|
| S | AJACCIO | 309 | -58% | 4 462 | 26% |
| O | BASTIA | 887 | -49% | 18 697 | 22% |
| R | CALVI | 0 | N.S. | 0 | N.S. |
| T | L'ILE ROUSSE | 10 | 400% | 126 | 50% |
| I | PROPRIANO | 0 | 0% | 0 | 0% |
| E | PORTO VECCHIO | 0 | 0% | 0 | 0% |
| S | TOTAL | 1 206 | -51% | 23 285 | 23% |

| | | | | | |
|---|---------------|--------|------|---------|------|
| S | AJACCIO | 2 509 | -37% | 39 278 | -29% |
| O | BASTIA | 10 327 | -7% | 134 912 | -14% |
| R | CALVI | 40 | 150% | 88 | 120% |
| T | L'ILE ROUSSE | 106 | 63% | 1 904 | 98% |
| I | PROPRIANO | 153 | -8% | 1 467 | -15% |
| E | PORTO VECCHIO | 809 | 15% | 10 602 | -17% |
| S | TOTAL | 13 944 | -13% | 188 251 | -17% |

| | | | | | |
|---|---------------|--------|------|---------|------|
| T | AJACCIO | 9 449 | -7% | 104 033 | 45% |
| O | BASTIA | 13 837 | -30% | 206 866 | -3% |
| T | CALVI | 41 | N.S. | 49 | N.S. |
| A | L'ILE ROUSSE | 57 | -31% | 586 | 0% |
| L | PROPRIANO | 0 | 0% | 0 | 0% |
| | PORTO VECCHIO | 0 | 0% | 0 | 0% |
| | TOTAL | 23 384 | -22% | 311 534 | 9% |

| | | | | | |
|---|---------------|---------|------|-----------|------|
| T | AJACCIO | 40 306 | -7% | 427 343 | -3% |
| O | BASTIA | 62 765 | -3% | 693 190 | -5% |
| T | CALVI | 157 | -5% | 278 | -38% |
| A | L'ILE ROUSSE | 4 323 | -4% | 43 985 | -4% |
| L | PROPRIANO | 6 203 | -19% | 63 627 | 3% |
| | PORTO VECCHIO | 7 801 | 2% | 83 689 | -9% |
| | TOTAL | 121 555 | -5% | 1 312 112 | -4% |

| | | | | | |
|-----|-----------------|--------|------|---------|------|
| CIE | LA MERIDIONALE | 0 | 0% | 0 | 0% |
| | S.N.C.M. | 2 355 | -57% | 39 913 | 1% |
| | CORSICA FERRIES | 21 029 | -14% | 271 621 | 10% |
| | MOBY LINES | 0 | N.S. | 0 | N.S. |
| | TOTAL | 23 384 | -22% | 311 534 | 9% |

| | | | | | |
|-----|-----------------|---------|------|-----------|------|
| CIE | LA MERIDIONALE | 56 888 | 14% | 542 485 | 0% |
| | S.N.C.M. | 41 433 | -17% | 467 369 | -13% |
| | CORSICA FERRIES | 23 234 | -16% | 302 258 | 6% |
| | MOBY LINES | 0 | N.S. | 0 | N.S. |
| | TOTAL | 121 555 | -5% | 1 312 112 | -4% |

TRAFICS ROLL Italiens (Tonnages Nets)

Juin 2014

CORSE - SAVONA

CORSE - SANTA TERESA

| Tonnage Net Transporté | | Juin | Evolut° | 12 mois | Evolut° |
|------------------------|------------------------|-------|---------|---------|---------|
| Entrées | BASTIA | 4 887 | 55% | 43 960 | 26% |
| | CALVI | 0 | N.S. | 28 | 0 |
| | L'ILE ROUSSE | 0 | N.S. | 0 | N.S. |
| | TOTAL | 4 887 | 54% | 43 988 | 26% |
| Sorties | BASTIA | 234 | -42% | 4 781 | 68% |
| | CALVI | 0 | N.S. | 20 | -1 |
| | L'ILE ROUSSE | 0 | N.S. | 0 | N.S. |
| | TOTAL | 234 | -42% | 4 801 | 65% |
| Total | BASTIA | 5 121 | 44% | 48 741 | 29% |
| | CALVI | 0 | N.S. | 48 | -57% |
| | L'ILE ROUSSE | 0 | N.S. | 0 | N.S. |
| | TOTAL | 5 121 | 43% | 48 789 | 29% |
| dont | CORSICA FERRIES | 5 121 | 43% | 48 789 | 29% |

| Tonnage Net Transporté | | Juin | Evolut° | 12 mois | Evolut° |
|------------------------|-------------------|-------|---------|---------|---------|
| Entrées | BONIFACIO | 1 550 | -6% | 14 738 | 17% |
| | Sorties | 222 | 236% | 2 142 | -9% |
| Total | TOTAL | 1 772 | 230% | 16 880 | 7% |
| dont | MOBY LINES | 1 466 | 33% | 6 246 | 8% |
| | SAREMAR | 306 | -50% | 10 634 | 15% |

CORSE - GENES

CORSE - TOTAL

| Tonnage Net Transporté | | Juin | Evolut° | 12 mois | Evolut° |
|------------------------|-------------------|-------|---------|---------|---------|
| Entrées | BASTIA | 1 149 | 671% | 3 340 | 1988% |
| | Sorties | 50 | -7% | 889 | 1334% |
| Total | TOTAL | 1 199 | 491% | 4 229 | 1805% |
| dont | MOBY LINES | 1 199 | 491% | 4 229 | 1805% |

| Tonnage Net Transporté | | Juin | Evolut° | 12 mois | Evolut° |
|------------------------|--------------|--------|---------|---------|---------|
| E | AJACCIO | 0 | N.S. | 276 | -64% |
| N | BASTIA | 15 188 | 6% | 159 966 | 6% |
| T | BONIFACIO | 1 550 | -6% | 14 738 | 17% |
| R | CALVI | 0 | N.S. | 28 | -22% |
| E | L'ILE ROUSSE | 0 | N.S. | 0 | N.S. |
| E | PROPRIANO | 4 117 | -14% | 54 840 | -11% |
| S | TOTAL | 20 855 | 0% | 229 848 | 2% |

CORSE - LIVOURNE

| Tonnage Net Transporté | | Juin | Evolut° | 12 mois | Evolut° |
|------------------------|------------------------|-------|---------|---------|---------|
| Entrées | BASTIA | 9 152 | -17% | 112 666 | -3% |
| | Sorties | 268 | -21% | 4 208 | 67% |
| Total | TOTAL | 9 420 | -17% | 116 874 | -1% |
| dont | CORSICA FERRIES | 5 908 | -44% | 109 256 | -4% |
| | MOBY LINES | 3 512 | 391% | 7 618 | 71% |

| Tonnage Net Transporté | | Juin | Evolut° | 12 mois | Evolut° |
|------------------------|--------------|-------|---------|---------|---------|
| S | AJACCIO | 0 | N.S. | 0 | N.S. |
| O | BASTIA | 552 | -31% | 9 878 | 82% |
| R | BONIFACIO | 222 | 236% | 2 142 | -9% |
| T | CALVI | 0 | N.S. | 20 | -74% |
| I | L'ILE ROUSSE | 0 | N.S. | 0 | N.S. |
| E | PROPRIANO | 254 | -20% | 2 663 | -9% |
| S | TOTAL | 1 028 | -13% | 14 703 | 36% |

CORSE - PORTO TORRES

| Tonnage Net Transporté | | Juin | Evolut° | 12 mois | Evolut° |
|------------------------|-----------------------------|-------|---------|---------|---------|
| Entrées | AJACCIO | 0 | N.S. | 276 | -64% |
| | PROPRIANO | 4 117 | -14% | 54 840 | -11% |
| | TOTAL | 4 117 | -14% | 55 116 | -75% |
| Sorties | AJACCIO | 0 | N.S. | 0 | N.S. |
| | PROPRIANO | 254 | -20% | 2 663 | -9% |
| | TOTAL | 254 | -20% | 2 663 | -9% |
| Total | AJACCIO | 0 | -66% | 276 | -66% |
| | PROPRIANO | 4 371 | -14% | 57 503 | -11% |
| | TOTAL | 4 371 | -14% | 57 779 | -11% |
| dont | MERIDIONALE S.N.C.M. | 4 371 | -14% | 56 837 | -2% |
| | | 0 | N.S. | 942 | -87% |

| Tonnage Net Transporté | | Juin | Evolut° | 12 mois | Evolut° |
|------------------------|--------------|--------|---------|---------|---------|
| T | AJACCIO | 0 | N.S. | 276 | -66% |
| O | BASTIA | 15 740 | 4% | 169 844 | 9% |
| T | BONIFACIO | 1 772 | 3% | 16 880 | 12% |
| A | CALVI | 0 | N.S. | 48 | -57% |
| L | L'ILE ROUSSE | 0 | N.S. | 0 | N.S. |
| | PROPRIANO | 4 371 | -14% | 57 503 | N.S. |
| | TOTAL | 21 883 | 0% | 244 551 | 3% |

| Tonnage Net Transporté | | Juin | Evolut° | 12 mois | Evolut° |
|------------------------|-----------------------------|--------|---------|---------|---------|
| CIE | MERIDIONALE S.N.C.M. | 4 371 | -14% | 56 837 | -2% |
| | | 0 | N.S. | 942 | -87% |
| | CORSICA FERRIES | 11 029 | -22% | 158 045 | 4% |
| | MOBY LINES | 6 177 | 205% | 18 093 | 73% |
| | SAREMAR | 306 | -50% | 10 634 | 15% |
| | TOTAL | 21 883 | 0% | 244 551 | 3% |