



# CORSE TRANSPORTS "MARCHANDISES"

Longueur Roll ( Trafic National )

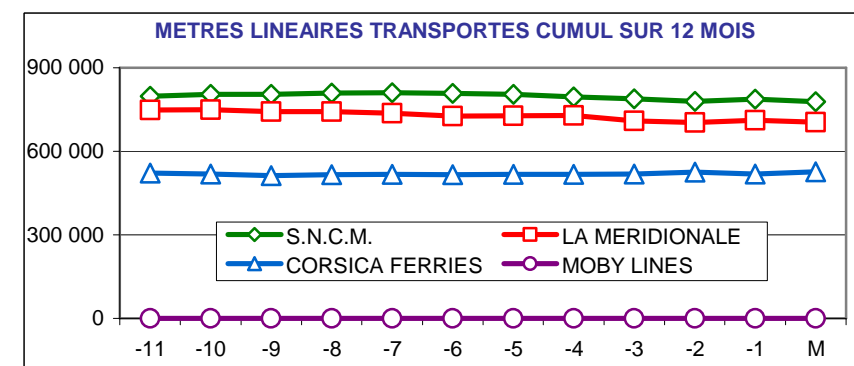
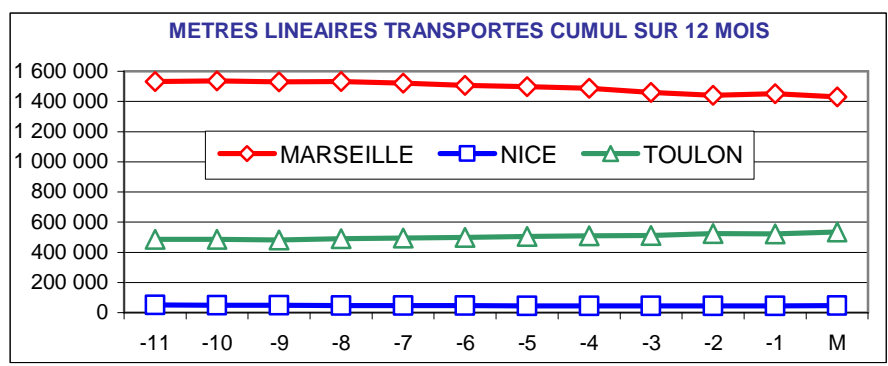
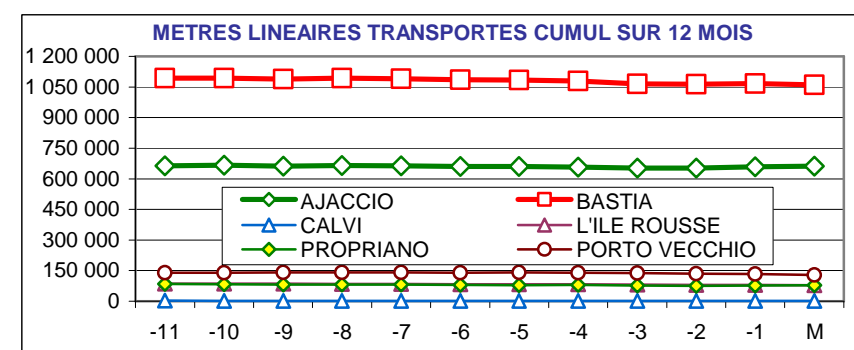


Juin 2013

-4%

190 482 Mètres Linéaires transportés ( Entrée + Sortie )

PORTS	Evolutions			
	Mensuelle		Cumul 12 mois	
AJACCIO	4%	↗	0%	↘
BASTIA	-5%	↘	-2%	↘
CALVI	52%	↗	-12%	↘
L'ILE ROUSSE	-8%	↘	-9%	↘
PROPRIANO	21%	↗	-7%	↘
PORTO VECCHIO	-35%	↘	-8%	↘
MARSEILLE	-15%	↘	-6%	↘
NICE	33%	↗	-11%	↘
TOULON	27%	↗	11%	↗
<b>TOTAL</b>	<b>-4%</b>	<b>↘</b>	<b>-2%</b>	<b>↘</b>



# TRAFICS ROLL Français ( Mètres linéaires )

## Juin 2013

### CORSE - MARSEILLE

### CORSE - NICE

Longueur Transportée		Jun	Evolut°	12 mois	Evolut°
E	AJACCIO	22 347	-5%	251 894	-2%
N	BASTIA	27 246	-21%	315 835	-11%
T	CALVI	0	N.S.	0	N.S.
R	L'ILE ROUSSE	3 464	-22%	40 989	-10%
E	PROPRIANO	5 086	13%	43 186	-8%
E	PORTO VECCHIO	5 290	-36%	65 858	-6%
S	<b>TOTAL</b>	<b>63 433</b>	<b>-15%</b>	<b>717 762</b>	<b>-7%</b>

Longueur Transportée		Jun	Evolut°	12 mois	Evolut°
E	AJACCIO	397	-1%	2 471	51%
N	BASTIA	4 539	65%	26 015	-7%
T	CALVI	589	87%	1 369	14%
R	L'ILE ROUSSE	0	0%	0	0%
E	PROPRIANO	0	0%	0	0%
E	PORTO VECCHIO	0	0%	0	0%
S	<b>TOTAL</b>	<b>5 525</b>	<b>59%</b>	<b>29 855</b>	<b>-3%</b>

S	AJACCIO	21 893	-9%	246 633	-4%
O	BASTIA	27 811	-18%	333 552	-5%
R	CALVI	0	N.S.	0	N.S.
T	L'ILE ROUSSE	3 323	-1%	34 321	-7%
I	PROPRIANO	4 667	31%	35 605	-7%
E	PORTO VECCHIO	5 170	-35%	61 996	-9%
S	<b>TOTAL</b>	<b>62 864</b>	<b>-14%</b>	<b>712 107</b>	<b>-5%</b>

S	AJACCIO	53	-70%	1 622	-3%
O	BASTIA	1 368	-12%	13 317	-22%
R	CALVI	306	12%	857	-38%
T	L'ILE ROUSSE	0	0%	0	0%
I	PROPRIANO	0	0%	0	0%
E	PORTO VECCHIO	0	0%	0	0%
S	<b>TOTAL</b>	<b>1 727</b>	<b>-14%</b>	<b>15 796</b>	<b>-22%</b>

T	AJACCIO	44 240	-7%	498 527	-3%
O	BASTIA	55 057	-19%	649 387	-8%
O	CALVI	0	N.S.	0	N.S.
T	L'ILE ROUSSE	6 787	-13%	75 310	-9%
A	PROPRIANO	9 753	21%	78 791	-7%
L	PORTO VECCHIO	10 460	-35%	127 854	-8%
	<b>TOTAL</b>	<b>126 297</b>	<b>-15%</b>	<b>1 429 869</b>	<b>-6%</b>

T	AJACCIO	450	-22%	4 093	24%
O	BASTIA	5 907	37%	39 332	-13%
O	CALVI	895	52%	2 226	-14%
T	L'ILE ROUSSE	0	0%	0	0%
A	PROPRIANO	0	0%	0	0%
L	PORTO VECCHIO	0	0%	0	0%
	<b>TOTAL</b>	<b>7 252</b>	<b>33%</b>	<b>45 651</b>	<b>-11%</b>

CIE	LA MERIDIONALE	63 293	-9%	704 895	-5%
	S.N.C.M.	63 004	-19%	724 974	-7%
	CORSICA FERRIES	0	N.S.	0	N.S.
	<b>TOTAL</b>	<b>126 297</b>	<b>-15%</b>	<b>1 429 869</b>	<b>-6%</b>

CIE	LA MERIDIONALE	0	0%	0	0%
	S.N.C.M.	0	0%	0	0%
	CORSICA FERRIES	7 252	33%	45 651	-11%
	<b>TOTAL</b>	<b>7 252</b>	<b>33%</b>	<b>45 651</b>	<b>-11%</b>

# TRAFICS ROLL Français ( Mètres linéaires )

## Juin 2013

### CORSE - TOULON

### CORSE - TOTAL

Longueur Transportée		Juin	Evolut°	12 mois	Evolut°
E	AJACCIO	11 581	46%	84 355	10%
N	BASTIA	18 526	23%	198 202	15%
T	CALVI	0	N.S.	51	N.S.
R	L'ILE ROUSSE	674	86%	1 754	-1%
E	PROPRIANO	0	0%	0	0%
E	PORTO VECCHIO	0	0%	0	0%
S	<b>TOTAL</b>	<b>30 781</b>	<b>32%</b>	<b>284 362</b>	<b>13%</b>

Longueur Transportée		Juin	Evolut°	12 mois	Evolut°
E	AJACCIO	34 325	8%	338 720	1%
N	BASTIA	50 311	-3%	540 052	-3%
T	CALVI	589	87%	1 420	19%
R	L'ILE ROUSSE	4 138	-14%	42 743	-10%
E	PROPRIANO	5 086	13%	43 186	-8%
E	PORTO VECCHIO	5 290	-36%	65 858	-6%
S	<b>TOTAL</b>	<b>99 739</b>	<b>-2%</b>	<b>1 031 979</b>	<b>-2%</b>

S	AJACCIO	9 219	31%	74 240	8%
O	BASTIA	16 762	18%	174 223	7%
R	CALVI	0	N.S.	0	N.S.
T	L'ILE ROUSSE	171	2%	1 637	-6%
I	PROPRIANO	0	0%	0	0%
E	PORTO VECCHIO	0	0%	0	0%
S	<b>TOTAL</b>	<b>26 152</b>	<b>22%</b>	<b>250 100</b>	<b>8%</b>


S	AJACCIO	31 165	0%	322 495	-1%
O	BASTIA	45 941	-7%	521 092	-2%
R	CALVI	306	12%	857	-38%
T	L'ILE ROUSSE	3 494	-1%	35 958	-7%
I	PROPRIANO	4 667	31%	35 605	-7%
E	PORTO VECCHIO	5 170	-35%	61 996	-9%
S	<b>TOTAL</b>	<b>90 743</b>	<b>-6%</b>	<b>978 003</b>	<b>-3%</b>

T	AJACCIO	20 800	39%	158 595	9%
O	BASTIA	35 288	21%	372 425	11%
C	CALVI	0	N.S.	51	N.S.
T	L'ILE ROUSSE	845	59%	3 391	-3%
A	PROPRIANO	0	0%	0	0%
L	PORTO VECCHIO	0	0%	0	0%
	<b>TOTAL</b>	<b>56 933</b>	<b>27%</b>	<b>534 462</b>	<b>11%</b>

T	AJACCIO	65 490	4%	661 215	0%
O	BASTIA	96 252	-5%	1 061 144	-2%
C	CALVI	895	52%	2 277	-12%
T	L'ILE ROUSSE	7 632	-8%	78 701	-9%
A	PROPRIANO	9 753	21%	78 791	-7%
L	PORTO VECCHIO	10 460	-35%	127 854	-8%
	<b>TOTAL</b>	<b>190 482</b>	<b>-4%</b>	<b>2 009 982</b>	<b>-2%</b>

CIE	LA MERIDIONALE	0	0%	0	0%
	S.N.C.M.	7 950	240%	53 239	326%
	CORSICA FERRIES	48 983	16%	481 223	2%
	MOBY LINES	0	N.S.	0	N.S.
	<b>TOTAL</b>	<b>56 933</b>	<b>27%</b>	<b>534 462</b>	<b>11%</b>

CIE	LA MERIDIONALE	63 293	-9%	704 895	-5%
	S.N.C.M.	70 954	-12%	778 213	-2%
	CORSICA FERRIES	56 235	18%	526 874	1%
	MOBY LINES	0	N.S.	0	N.S.
	<b>TOTAL</b>	<b>190 482</b>	<b>-4%</b>	<b>2 009 982</b>	<b>-2%</b>



OBSERVATOIRE REGIONAL  
DES TRANSPORTS  
DE LA CORSE

# CORSE TRANSPORTS "MARCHANDISES"

Tonnages Nets Roll & Spécialisé  
Trafics Français et Italiens



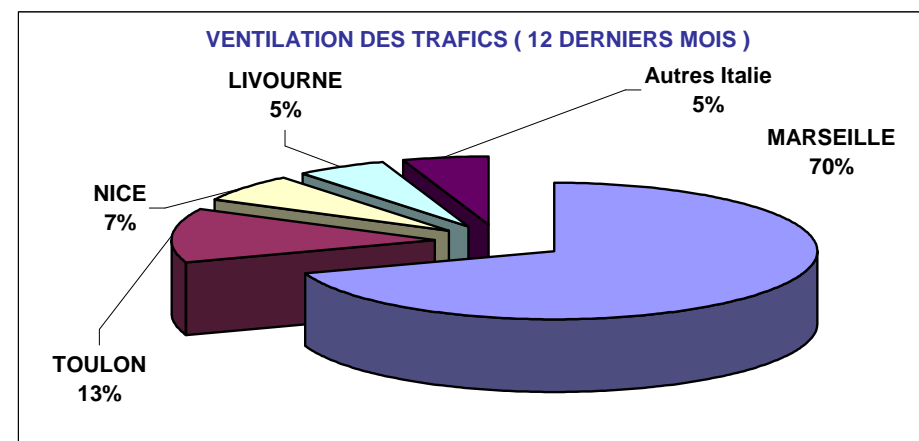
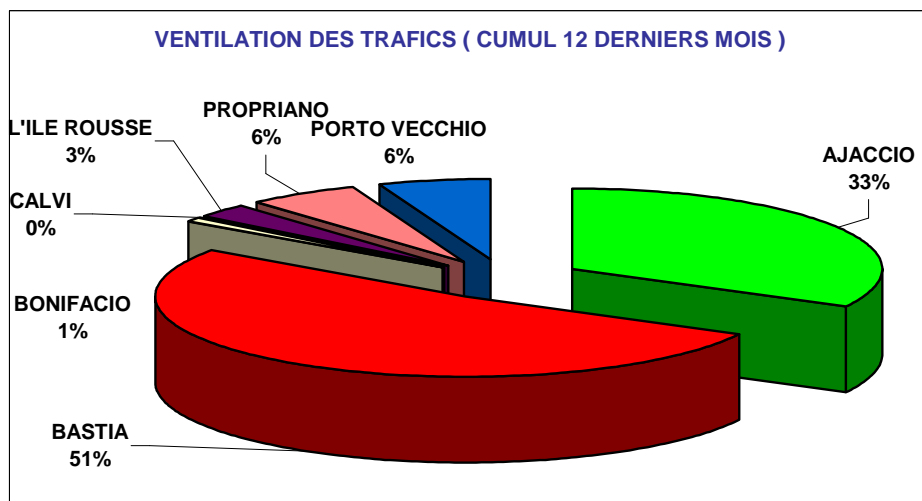
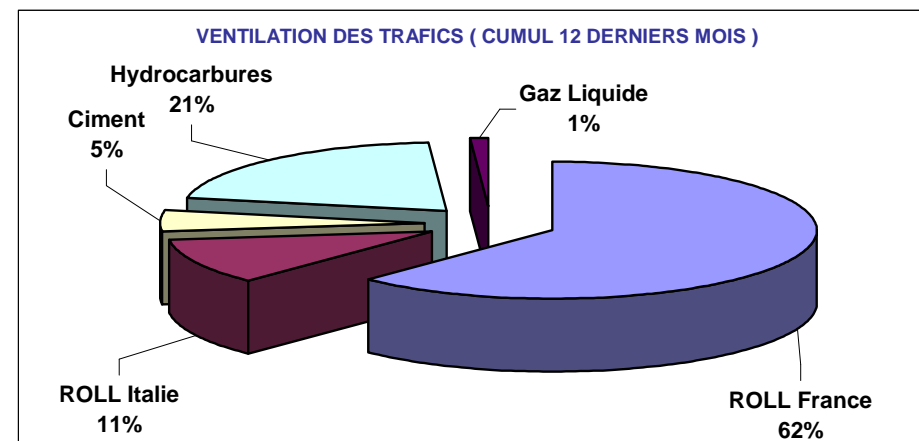
Direction régionale  
de l'Environnement,  
de l'Aménagement  
et du Logement  
CORSE

Jun 2013

-4%

209 410 Tonnes Net ( Entrées + Sorties )

PORTS	Evolutions			
	Mensuelle		Cumul 12 mois	
AJACCIO	-3%	↓	-6%	↓
BASTIA	-3%	↓	-9%	↓
BONIFACIO	156%	↑	-12%	↓
CALVI	28%	↑	-30%	↓
L'ILE ROUSSE	-23%	↓	-9%	↓
PROPRIANO	0%	↑	-1%	↓
PORTO VECCHIO	-18%	↓	-7%	↓
<b>TOTAL</b>	<b>-4%</b>	<b>↓</b>	<b>-8%</b>	<b>↓</b>



DIRECTION REGIONALE DE L'ENVIRONNEMENT DE L'AMENAGEMENT ET DU LOGEMENT DE LA CORSE

CS 10 006 20704 AJACCIO Cedex 9 TEL 04 95 51 79 47 FAX 04 95 51 79 89 Site Internet : [www.ortc.info](http://www.ortc.info) Email : [ort.corse@wanadoo.fr](mailto:ort.corse@wanadoo.fr)

# TRAFICS ROLL & SPECIALISES ( Tonnages Nets )

Jun 2013

Tonnage Net Transporté	France					Italie	TOTAL MENSUEL		
	ROLL	CIMENT	HYDROC	GAZ	TOTAL	ROLL	TONNAGE	Evolution	
E N T R E S	AJACCIO	39 205	3 270	18 659	0	61 134	0	61 134	0%
	BASTIA	53 583	1 772	29 483	790	85 628	14 314	99 942	-4%
	BONIFACIO	---	---	---	---	0	1 647	1 647	206%
	CALVI	150	0	---	---	150	16	166	39%
	L'ILE ROUSSE	4 448	1 974	---	---	6 422	0	6 422	-23%
	PROPRIANO	7 497	0	---	---	7 497	4 785	12 282	1%
	PORTO VECCHIO	6 930	3 673	---	---	10 603	0	10 603	-15%
	<b>TOTAL</b>	<b>111 813</b>	<b>10 689</b>	<b>48 142</b>	<b>790</b>	<b>171 434</b>	<b>20 762</b>	<b>192 196</b>	<b>-4%</b>
<b>Evolution</b>	<b>-8%</b>	<b>-12%</b>	<b>10%</b>	<b>-19%</b>	<b>-4%</b>	<b>-3%</b>			

CUMUL 12 MOIS	
TONNAGE	Evolution
664 056	-5%
981 873	-11%
12 643	-10%
447	-35%
61 644	-10%
116 844	-5%
117 135	-7%
<b>1 954 642</b>	<b>-8%</b>

S O R T I E S	AJACCIO	3 980	---	---	---	3 980	0	3 980	-34%
	BASTIA	11 102	---	---	---	11 102	796	11 898	7%
	BONIFACIO	---	---	---	---	---	66	66	-50%
	CALVI	16	---	---	---	16	0	16	-30%
	L'ILE ROUSSE	65	---	---	---	65	0	65	-42%
	PROPRIANO	166	---	---	---	166	319	485	-3%
	PORTO VECCHIO	704	---	---	---	704	0	704	-48%
	<b>TOTAL</b>	<b>16 033</b>	<b>0</b>	<b>0</b>	<b>0</b>	<b>16 033</b>	<b>1 181</b>	<b>17 214</b>	<b>-11%</b>
<b>Evolution</b>	<b>-13%</b>	<b>---</b>	<b>---</b>	<b>---</b>	<b>-13%</b>	<b>45%</b>			

55 677	-21%
161 649	6%
2 363	-24%
116	1%
961	2%
9 351	81%
12 799	-13%
<b>242 916</b>	<b>-2%</b>

T O T A L	AJACCIO	43 185	3 270	18 659	0	65 114	0	65 114	-3%
	BASTIA	64 685	1 772	29 483	790	96 730	15 110	111 840	-3%
	BONIFACIO	---	---	---	---	0	1 713	1 713	156%
	CALVI	166	0	---	---	166	16	182	28%
	L'ILE ROUSSE	4 513	1 974	---	---	6 487	0	6 487	-23%
	PROPRIANO	7 663	0	---	---	7 663	5 104	12 767	0%
	PORTO VECCHIO	7 634	3 673	---	---	11 307	0	11 307	-18%
	<b>TOTAL</b>	<b>127 846</b>	<b>10 689</b>	<b>48 142</b>	<b>790</b>	<b>187 467</b>	<b>21 943</b>	<b>209 410</b>	<b>-4%</b>
<b>Evolution</b>	<b>-8%</b>	<b>-12%</b>	<b>10%</b>	<b>-19%</b>	<b>-5%</b>	<b>-1%</b>			

719 733	-6%
1 143 522	-9%
15 006	-12%
563	-30%
62 605	-9%
126 195	-1%
129 934	-7%
<b>2 197 558</b>	<b>-8%</b>

France	187 467	-5%
Italie	21 943	-1%
<b>TOTAL</b>	<b>209 410</b>	<b>-4%</b>

1 961 023	-8%
236 535	1%
<b>2 197 558</b>	<b>-8%</b>

TRAFICS	ROLL	CORSICA FERRIES	42 020	5%
		LA MERIDIONALE	54 988	-13%
		MOBY LINES	2 022	7%
		SAREMAR	609	449%
		S.N.C.M.	50 150	-11%
		<b>TOTAL</b>	<b>149 789</b>	<b>-7%</b>
TRAFICS SPECIALISES	<b>CIMENT</b>	SOMECA	10 689	-12%
	<b>HYDROC</b>	FOUQUET	48 142	10%
	<b>GAZ</b>	SEA TERMINAL	790	-19%

435 477	-4%
607 671	-3%
10 431	-41%
9 246	-10%
541 986	-5%
<b>1 604 811</b>	<b>-4%</b>
108 252	-11%
459 928	-16%
24 567	-7%

# TRAFICS ROLL Français ( Tonnages Nets )

Juin 2013

## CORSE - MARSEILLE

## CORSE - NICE

Tonnage Net Transporté		Juin	Evolut°	12 mois	Evolut°
E	AJACCIO	29 637	-6%	304 910	-2%
N	BASTIA	32 805	-22%	350 492	-12%
T	CALVI	0	N.S.	0	N.S.
R	L'ILE ROUSSE	4 176	-20%	43 980	-12%
E	PROPRIANO	7 497	23%	60 067	-7%
E	PORTO VECCHIO	6 930	-29%	79 267	-9%
S	<b>TOTAL</b>	<b>81 045</b>	<b>-14%</b>	<b>838 716</b>	<b>-8%</b>

Tonnage Net Transporté		Juin	Evolut°	12 mois	Evolut°
E	AJACCIO	120	-18%	10 089	-10%
N	BASTIA	2 727	9%	23 569	-22%
T	CALVI	150	32%	411	-38%
R	L'ILE ROUSSE	191	961%	389	12%
E	PROPRIANO	0	0%	0	0%
E	PORTO VECCHIO	0	0%	0	0%
S	<b>TOTAL</b>	<b>3 188</b>	<b>15%</b>	<b>34 458</b>	<b>-19%</b>

S	AJACCIO	3 207	-42%	51 768	-22%
O	BASTIA	9 317	-6%	139 004	5%
R	CALVI	0	N.S.	0	N.S.
T	L'ILE ROUSSE	56	-22%	809	3%
I	PROPRIANO	166	-3%	1 726	-29%
E	PORTO VECCHIO	704	-48%	12 799	-13%
S	<b>TOTAL</b>	<b>13 450</b>	<b>-21%</b>	<b>206 106</b>	<b>-5%</b>

S	AJACCIO	10	-83%	293	-41%
O	BASTIA	56	6%	1 957	119%
R	CALVI	16	-30%	40	-65%
T	L'ILE ROUSSE	7	75%	68	134%
I	PROPRIANO	0	0%	0	0%
E	PORTO VECCHIO	0	0%	0	0%
S	<b>TOTAL</b>	<b>89</b>	<b>-36%</b>	<b>2 358</b>	<b>53%</b>

T	AJACCIO	32 844	-11%	356 678	-6%
O	BASTIA	42 122	-19%	489 496	-8%
	CALVI	0	N.S.	0	N.S.
T	L'ILE ROUSSE	4 232	-20%	44 789	-12%
A	PROPRIANO	7 663	22%	61 793	-8%
L	PORTO VECCHIO	7 634	-31%	92 066	-10%
	<b>TOTAL</b>	<b>94 495</b>	<b>-15%</b>	<b>1 044 822</b>	<b>-7%</b>

T	AJACCIO	130	-37%	10 382	-11%
O	BASTIA	2 783	9%	25 526	-18%
	CALVI	166	21%	451	-42%
T	L'ILE ROUSSE	198	800%	457	21%
A	PROPRIANO	0	0%	0	0%
L	PORTO VECCHIO	0	0%	0	0%
	<b>TOTAL</b>	<b>3 277</b>	<b>13%</b>	<b>36 816</b>	<b>-16%</b>

CIE	LA MERIDIONALE	49 884	-13%	545 210	-5%
	S.N.C.M.	44 611	-18%	499 612	-10%
	CORSICA FERRIES	0	N.S.	0	N.S.
	<b>TOTAL</b>	<b>94 495</b>	<b>-15%</b>	<b>1 044 822</b>	<b>-7%</b>

CIE	LA MERIDIONALE	0	0%	0	0%
	S.N.C.M.	12	0%	106	89%
	CORSICA FERRIES	3 265	13%	36 710	-16%
	<b>TOTAL</b>	<b>3 277</b>	<b>13%</b>	<b>36 816</b>	<b>-16%</b>

# TRAFICS ROLL Français ( Tonnages Nets )

Jun 2013

## CORSE - TOULON

## CORSE - TOTAL

Tonnage Net Transporté		Jun	Evolut°	12 mois	Evolut°
E	AJACCIO	9 448	27%	68 223	-3%
N	BASTIA	18 051	11%	198 996	8%
T	CALVI	0	N.S.	0	N.S.
R	L'ILE ROUSSE	81	-45%	501	-51%
E	PROPRIANO	0	0%	0	0%
E	PORTO VECCHIO	0	0%	0	0%
S	<b>TOTAL</b>	<b>27 580</b>	<b>16%</b>	<b>267 720</b>	<b>5%</b>

Tonnage Net Transporté		Jun	Evolut°	12 mois	Evolut°
E	AJACCIO	39 205	0%	383 222	-3%
N	BASTIA	53 583	-12%	573 057	-6%
T	CALVI	150	32%	411	-38%
R	L'ILE ROUSSE	4 448	-17%	44 870	-13%
E	PROPRIANO	7 497	23%	60 067	-7%
E	PORTO VECCHIO	6 930	-29%	79 267	-9%
S	<b>TOTAL</b>	<b>111 813</b>	<b>-8%</b>	<b>1 140 894</b>	<b>-6%</b>

S	AJACCIO	763	53%	3 571	-1%
O	BASTIA	1 729	116%	15 263	23%
R	CALVI	0	N.S.	0	N.S.
T	L'ILE ROUSSE	2	-95%	84	-33%
I	PROPRIANO	0	0%	0	0%
E	PORTO VECCHIO	0	0%	0	0%
S	<b>TOTAL</b>	<b>2 494</b>	<b>87%</b>	<b>18 918</b>	<b>17%</b>

S	AJACCIO	3 980	-34%	55 632	-21%
O	BASTIA	11 102	3%	156 224	7%
R	CALVI	16	-30%	40	-65%
T	L'ILE ROUSSE	65	-42%	961	2%
I	PROPRIANO	166	-3%	1 726	-29%
E	PORTO VECCHIO	704	-48%	12 799	-13%
S	<b>TOTAL</b>	<b>16 033</b>	<b>-13%</b>	<b>227 382</b>	<b>-3%</b>

T	AJACCIO	10 211	28%	71 794	-3%
O	BASTIA	19 780	16%	214 259	9%
T	CALVI	0	N.S.	0	N.S.
A	L'ILE ROUSSE	83	-55%	585	-49%
L	PROPRIANO	0	0%	0	0%
	PORTO VECCHIO	0	0%	0	0%
	<b>TOTAL</b>	<b>30 074</b>	<b>19%</b>	<b>286 638</b>	<b>5%</b>

T	AJACCIO	43 185	-4%	438 854	-5%
O	BASTIA	64 685	-9%	729 281	-4%
T	CALVI	166	21%	451	-42%
A	L'ILE ROUSSE	4 513	-18%	45 831	-13%
L	PROPRIANO	7 663	22%	61 793	-8%
	PORTO VECCHIO	7 634	-31%	92 066	-10%
	<b>TOTAL</b>	<b>127 846</b>	<b>-8%</b>	<b>1 368 276</b>	<b>-5%</b>

CIE	LA MERIDIONALE	0	0%	0	0%
	S.N.C.M.	5 527	175%	39 511	317%
	CORSICA FERRIES	24 547	6%	247 127	-6%
	MOBY LINES	0	N.S.	0	N.S.
	<b>TOTAL</b>	<b>30 074</b>	<b>19%</b>	<b>286 638</b>	<b>5%</b>

CIE	LA MERIDIONALE	49 884	-13%	545 210	-5%
	S.N.C.M.	50 150	-11%	539 229	-5%
	CORSICA FERRIES	27 812	7%	283 837	-7%
	MOBY LINES	0	N.S.	0	N.S.
	<b>TOTAL</b>	<b>127 846</b>	<b>-8%</b>	<b>1 368 276</b>	<b>-5%</b>

# TRAFICS ROLL Italiens ( Tonnages Nets )

## Juin 2013

### CORSE - SAVONA

### CORSE - SANTA TERESA

Tonnage Net Transporté		Juin	Evolut°	12 mois	Evolut°
Entrées	BASTIA	3 157	-7%	34 935	30%
	CALVI	16	220%	36	0
	L'ILE ROUSSE	0	N.S.	0	N.S.
	<b>TOTAL</b>	<b>3 173</b>	<b>-7%</b>	<b>34 971</b>	<b>30%</b>
Sorties	BASTIA	403	87%	2 842	53%
	CALVI	0	N.S.	76	N.S.
	L'ILE ROUSSE	0	N.S.	0	N.S.
	<b>TOTAL</b>	<b>403</b>	<b>87%</b>	<b>2 918</b>	<b>58%</b>
Total	BASTIA	3 560	-1%	37 777	32%
	CALVI	16	220%	112	348%
	L'ILE ROUSSE	0	N.S.	0	N.S.
	<b>TOTAL</b>	<b>3 576</b>	<b>-1%</b>	<b>37 889</b>	<b>32%</b>
dont	<b>CORSICA FERRIES</b>	<b>3 576</b>	<b>-1%</b>	<b>37 889</b>	<b>32%</b>

Tonnage Net Transporté		Juin	Evolut°	12 mois	Evolut°
Entrées	BONIFACIO	1 647	206%	12 643	-10%
	Sorties	66	-50%	2 363	-24%
<b>Total</b>	<b>TOTAL</b>	<b>1 713</b>	<b>157%</b>	<b>15 006</b>	<b>-34%</b>
dont	<b>MOBY LINES</b>	<b>1 104</b>	<b>98%</b>	<b>5 760</b>	<b>-16%</b>
	<b>SAREMAR</b>	<b>609</b>	<b>449%</b>	<b>9 246</b>	<b>-10%</b>

### CORSE - GENES

### CORSE - TOTAL

Tonnage Net Transporté		Juin	Evolut°	12 mois	Evolut°
Entrées	BASTIA	149	N.S.	160	58%
	Sorties	54	N.S.	62	3%
<b>Total</b>	<b>TOTAL</b>	<b>203</b>	<b>N.S.</b>	<b>222</b>	<b>38%</b>
dont	<b>MOBY LINES</b>	<b>203</b>	<b>N.S.</b>	<b>222</b>	<b>38%</b>

Tonnage Net Transporté		Juin	Evolut°	12 mois	Evolut°
E	AJACCIO	0	N.S.	771	-26%
N	BASTIA	14 314	-3%	150 774	1%
T	BONIFACIO	1 647	206%	12 643	-10%
R	CALVI	16	220%	36	44%
E	L'ILE ROUSSE	0	N.S.	0	N.S.
E	PROPRIANO	4 785	-22%	56 777	-1%
S	<b>TOTAL</b>	<b>20 762</b>	<b>-3%</b>	<b>221 001</b>	<b>0%</b>

### CORSE - LIVOURNE

Tonnage Net Transporté		Juin	Evolut°	12 mois	Evolut°
Entrées	BASTIA	11 008	-3%	115 679	-5%
	Sorties	339	142%	2 521	-55%
<b>Total</b>	<b>TOTAL</b>	<b>11 347</b>	<b>-1%</b>	<b>118 200</b>	<b>-7%</b>
dont	<b>CORSICA FERRIES</b>	<b>10 632</b>	<b>5%</b>	<b>113 751</b>	<b>-2%</b>
	<b>MOBY LINES</b>	<b>715</b>	<b>-47%</b>	<b>4 449</b>	<b>-59%</b>

S	AJACCIO	0	N.S.	45	N.S.
O	BASTIA	796	124%	5 425	-27%
R	BONIFACIO	66	-50%	2 363	-24%
T	CALVI	0	N.S.	76	N.S.
I	L'ILE ROUSSE	0	N.S.	0	N.S.
E	PROPRIANO	319	-3%	7 625	176%
S	<b>TOTAL</b>	<b>1 181</b>	<b>45%</b>	<b>15 534</b>	<b>16%</b>

### CORSE - PORTO TORRES

Tonnage Net Transporté		Juin	Evolut°	12 mois	Evolut°
Entrées	AJACCIO	0	N.S.	771	-26%
	PROPRIANO	4 785	-22%	56 777	-1%
	<b>TOTAL</b>	<b>4 785</b>	<b>-22%</b>	<b>57 548</b>	<b>-28%</b>
Sorties	AJACCIO	0	N.S.	45	N.S.
	PROPRIANO	319	-3%	7 625	176%
	<b>TOTAL</b>	<b>319</b>	<b>-3%</b>	<b>7 670</b>	<b>176%</b>
Total	AJACCIO	0	-22%	816	-22%
	PROPRIANO	5 104	-21%	64 402	-2%
	<b>TOTAL</b>	<b>5 104</b>	<b>-22%</b>	<b>65 218</b>	<b>-2%</b>
dont	<b>MERIDIONALE</b>	<b>5 104</b>	<b>-20%</b>	<b>62 461</b>	<b>12%</b>
	<b>S.N.C.M.</b>	<b>0</b>	<b>N.S.</b>	<b>2 757</b>	<b>-51%</b>

T	AJACCIO	0	N.S.	816	-22%
O	BASTIA	15 110	0%	156 199	0%
T	BONIFACIO	1 713	156%	15 006	-12%
A	CALVI	16	220%	112	348%
L	L'ILE ROUSSE	0	N.S.	0	N.S.
	PROPRIANO	5 104	-21%	64 402	N.S.
	<b>TOTAL</b>	<b>21 943</b>	<b>-1%</b>	<b>236 535</b>	<b>1%</b>

CIE	<b>MERIDIONALE</b>	5 104	-20%	62 461	12%
	<b>S.N.C.M.</b>	0	N.S.	2 757	-51%
	<b>CORSICA FERRIES</b>	14 208	3%	151 640	5%
	<b>MOBY LINES</b>	2 022	7%	10 431	-41%
	<b>SAREMAR</b>	609	449%	9 246	-10%
	<b>TOTAL</b>	<b>21 943</b>	<b>-1%</b>	<b>236 535</b>	<b>1%</b>