

OBSERVATOIRE REGIONAL
DES TRANSPORTS
DE LA CORSE

CORSE TRANSPORTS "MARCHANDISES" Longueur Roll (Trafic National)

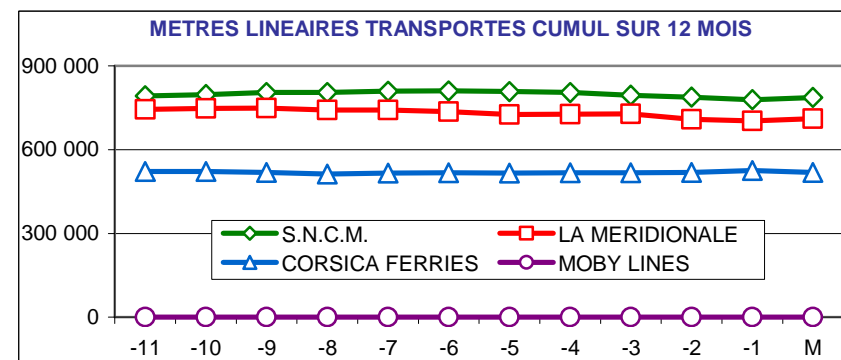
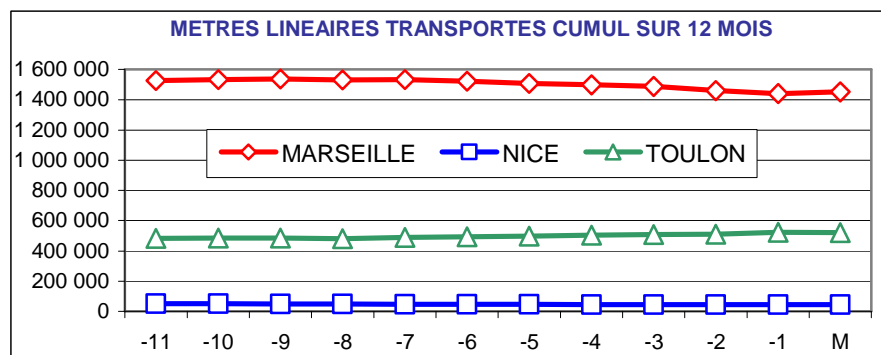
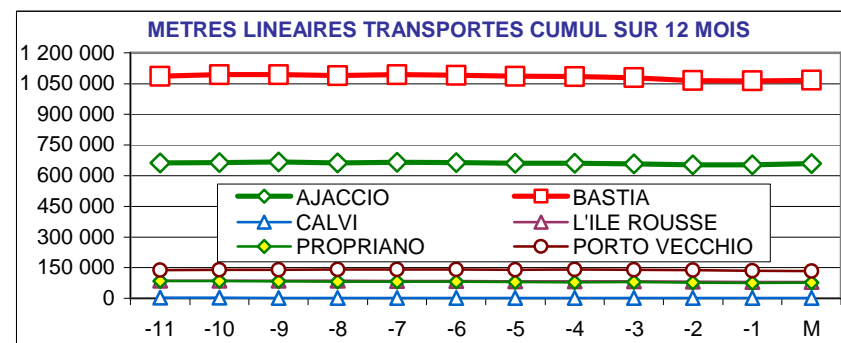


Mai 2013

5%

184 533 Mètres Linéaires transportés (Entrée + Sortie)

PORTS	Evolutions	
	Mensuelle	Cumul 12 mois
AJACCIO	12% ↑	-1% ↓
BASTIA	3% ↑	-1% ↓
CALVI	20% ↑	-25% ↓
L'ILE ROUSSE	-13% ↓	-8% ↓
PROPRIANO	25% ↑	-11% ↓
PORTO VECCHIO	-7% ↓	-3% ↓
MARSEILLE	10% ↑	-5% ↓
NICE	-9% ↓	-11% ↓
TOULON	-3% ↓	7% ↑
TOTAL	5% ↑	-2% ↓



DIRECTION REGIONALE DE L'ENVIRONNEMENT DE L'AMENAGEMENT ET DU LOGEMENT DE LA CORSE

CS 10 006 20704 AJACCIO Cedex 9 TEL 04 95 51 79 47 FAX 04 95 51 79 89 Site Internet : www.ortc.info Email : ort.corse@wanadoo.fr

TRAFICS ROLL Français (Mètres linéaires)

Mai 2013

CORSE - MARSEILLE

CORSE - NICE

Longueur Transportée		Mai	Evolut°	12 mois	Evolut°
E	AJACCIO	21 639	19%	253 020	-2%
N	BASTIA	27 684	1%	322 961	-8%
T	CALVI	0	N.S.	0	N.S.
R	L'ILE ROUSSE	3 499	1%	41 977	-8%
E	PROPRIANO	4 043	26%	42 612	-11%
E	PORTO VECCHIO	6 363	6%	68 780	-1%
S	TOTAL	63 228	9%	729 350	-6%

Longueur Transportée		Mai	Evolut°	12 mois	Evolut°
E	AJACCIO	156	-28%	2 475	91%
N	BASTIA	2 098	-15%	24 227	-11%
T	CALVI	321	120%	1 095	-10%
R	L'ILE ROUSSE	0	0%	0	0%
E	PROPRIANO	0	0%	0	0%
E	PORTO VECCHIO	0	0%	0	0%
S	TOTAL	2 575	-9%	27 797	-7%

S	AJACCIO	21 721	22%	248 814	-3%
O	BASTIA	29 822	12%	339 684	-3%
R	CALVI	0	N.S.	0	N.S.
T	L'ILE ROUSSE	3 164	-7%	34 345	-8%
I	PROPRIANO	3 636	25%	34 492	-12%
E	PORTO VECCHIO	5 650	-18%	64 820	-4%
S	TOTAL	63 993	11%	722 155	-4%

S	AJACCIO	270	187%	1 746	-2%
O	BASTIA	1 199	-11%	13 503	-18%
R	CALVI	116	-56%	824	-41%
T	L'ILE ROUSSE	0	0%	0	0%
I	PROPRIANO	0	0%	0	0%
E	PORTO VECCHIO	0	0%	0	0%
S	TOTAL	1 585	-7%	16 073	-18%

T	AJACCIO	43 360	21%	501 834	-3%
O	BASTIA	57 506	6%	662 645	-6%
T	CALVI	0	N.S.	0	N.S.
A	L'ILE ROUSSE	6 663	-3%	76 322	-8%
L	PROPRIANO	7 679	25%	77 104	-11%
L	PORTO VECCHIO	12 013	-7%	133 600	-3%
	TOTAL	127 221	10%	1 451 505	-5%

T	AJACCIO	426	37%	4 221	37%
O	BASTIA	3 297	-14%	37 730	-14%
T	CALVI	437	7%	1 919	-27%
A	L'ILE ROUSSE	0	0%	0	0%
L	PROPRIANO	0	0%	0	0%
L	PORTO VECCHIO	0	0%	0	0%
	TOTAL	4 160	-9%	43 870	-11%

CIE	LA MERIDIONALE	63 004	14%	711 482	-4%
	S.N.C.M.	64 217	6%	740 023	-5%
	CORSICA FERRIES	0	N.S.	0	N.S.
	TOTAL	127 221	10%	1 451 505	-5%

CIE	LA MERIDIONALE	0	0%	0	0%
	S.N.C.M.	0	0%	0	0%
	CORSICA FERRIES	4 160	-9%	43 870	-11%
	TOTAL	4 160	-9%	43 870	-11%

TRAFICS ROLL Français (Mètres linéaires)

Mai 2013

CORSE - TOULON

CORSE - TOTAL

Longueur Transportée		Mai	Evolut°	12 mois	Evolut°
E	AJACCIO	9 980	-8%	80 718	4%
N	BASTIA	18 173	6%	194 681	13%
T	CALVI	51	N.S.	51	N.S.
R	L'ILE ROUSSE	59	-90%	1 443	-11%
E	PROPRIANO	0	0%	0	0%
E	PORTO VECCHIO	0	0%	0	0%
S	TOTAL	28 263	-1%	276 893	10%

Longueur Transportée		Mai	Evolut°	12 mois	Evolut°
E	AJACCIO	31 775	9%	336 213	0%
N	BASTIA	47 955	2%	541 869	-2%
T	CALVI	372	155%	1 146	-6%
R	L'ILE ROUSSE	3 558	-12%	43 420	-8%
E	PROPRIANO	4 043	26%	42 612	-11%
E	PORTO VECCHIO	6 363	6%	68 780	-1%
S	TOTAL	94 066	5%	1 034 040	-2%

S	AJACCIO	8 660	-1%	72 083	4%
O	BASTIA	16 024	-5%	171 624	5%
R	CALVI	0	N.S.	0	N.S.
T	L'ILE ROUSSE	205	-62%	1 633	-9%
I	PROPRIANO	0	0%	0	0%
E	PORTO VECCHIO	0	0%	0	0%
S	TOTAL	24 889	-5%	245 340	5%


S	AJACCIO	30 651	15%	322 643	-2%
O	BASTIA	47 045	5%	524 811	-1%
R	CALVI	116	-56%	824	-41%
T	L'ILE ROUSSE	3 369	-15%	35 978	-8%
I	PROPRIANO	3 636	25%	34 492	-12%
E	PORTO VECCHIO	5 650	-18%	64 820	-4%
S	TOTAL	90 467	6%	983 568	-2%

T	AJACCIO	18 640	-5%	152 801	4%
O	BASTIA	34 197	0%	366 305	9%
T	CALVI	51	N.S.	51	N.S.
A	L'ILE ROUSSE	264	-76%	3 076	-10%
L	PROPRIANO	0	0%	0	0%
L	PORTO VECCHIO	0	0%	0	0%
	TOTAL	53 152	-3%	522 233	7%

T	AJACCIO	62 426	12%	658 856	-1%
O	BASTIA	95 000	3%	1 066 680	-1%
T	CALVI	488	20%	1 970	-25%
A	L'ILE ROUSSE	6 927	-13%	79 398	-8%
L	PROPRIANO	7 679	25%	77 104	-11%
L	PORTO VECCHIO	12 013	-7%	133 600	-3%
	TOTAL	184 533	5%	2 017 608	-2%

CIE	LA MERIDIONALE	0	0%	0	0%
	S.N.C.M.	7 628	194%	47 625	369%
	CORSICA FERRIES	45 524	-13%	474 608	0%
	MOBY LINES	0	N.S.	0	N.S.
	TOTAL	53 152	-3%	522 233	7%

CIE	LA MERIDIONALE	63 004	14%	711 482	-4%
	S.N.C.M.	71 845	14%	787 648	0%
	CORSICA FERRIES	49 684	-12%	518 478	-1%
	MOBY LINES	0	N.S.	0	N.S.
	TOTAL	184 533	5%	2 017 608	-2%



OBSERVATOIRE REGIONAL
DES TRANSPORTS
DE LA CORSE

CORSE TRANSPORTS "MARCHANDISES"

Tonnages Nets Roll & Spécialisé
Trafics Français et Italiens



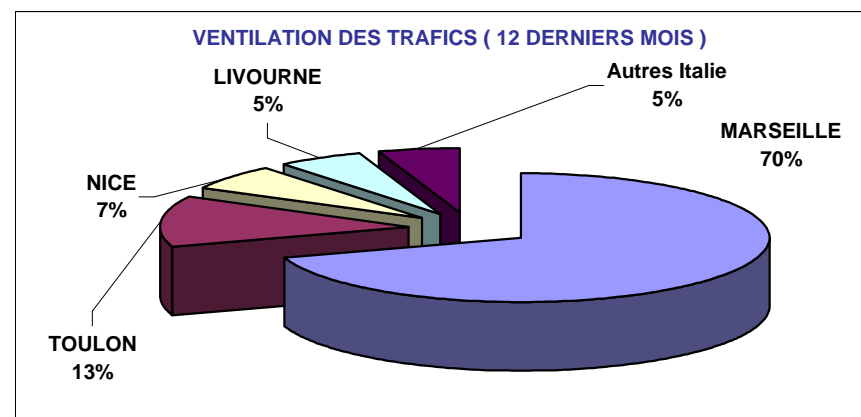
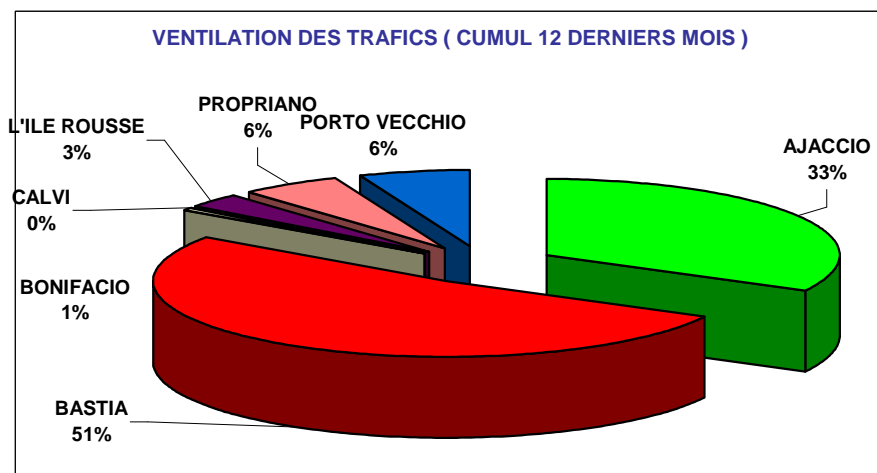
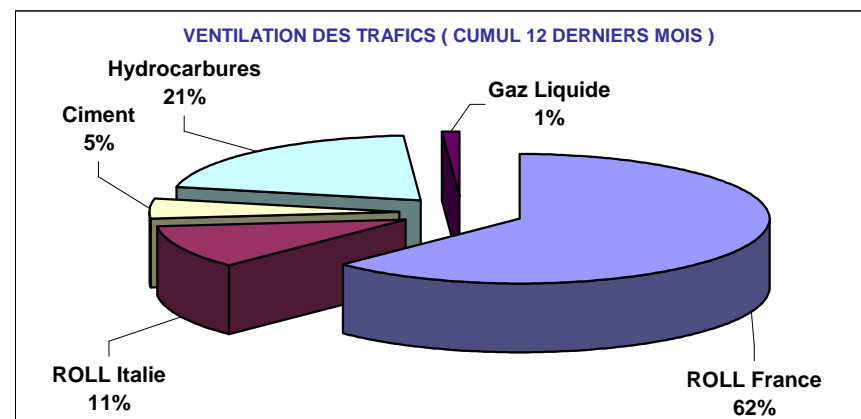
Direction régionale
de l'Environnement,
de l'Aménagement
et du Logement
CORSE

Mai 2013

-6%

178 072 Tonnes Net (Entrées + Sorties)

PORTS	Evolutions			
	Mensuelle		Cumul 12 mois	
AJACCIO	9%	↗	-7%	↘
BASTIA	-12%	↘	-9%	↘
BONIFACIO	-23%	↘	-26%	↘
CALVI	15%	↗	-61%	↘
L'ILE ROUSSE	-16%	↘	-12%	↘
PROPRIANO	0%	↘	1%	↗
PORTO VECCHIO	-15%	↘	-6%	↘
TOTAL	-6%	↘	-8%	↘



DIRECTION REGIONALE DE L'ENVIRONNEMENT DE L'AMENAGEMENT ET DU LOGEMENT DE LA CORSE

CS 10 006 20704 AJACCIO Cedex 9 TEL 04 95 51 79 47 FAX 04 95 51 79 89 Site Internet : www.ortc.info Email : ort.corse@wanadoo.fr

TRAFICS ROLL & SPECIALISES (Tonnages Nets)

Mai 2013

Tonnage Net Transporté	France					Italie	TOTAL MENSUEL		
	ROLL	CIMENT	HYDROC	GAZ	TOTAL	ROLL	TONNAGE	Evolution	
E N T R E S	AJACCIO	36 210	3 901	12 656	829	53 596	9	53 605	7%
	BASTIA	49 612	548	12 674	710	63 544	15 745	79 289	-14%
	BONIFACIO	---	---	---	---	0	1 646	1 646	-14%
	CALVI	114	0	---	---	114	0	114	52%
	L'ILE ROUSSE	3 712	1 671	---	---	5 383	0	5 383	-15%
	PROPRIANO	5 306	0	---	---	5 306	4 001	9 307	1%
	PORTO VECCHIO	7 456	3 258	---	---	10 714	0	10 714	-15%
	TOTAL	102 410	9 378	25 330	1 539	138 657	21 401	160 058	-7%
Evolution	3%	-27%	-34%	65%	-9%	4%			

CUMUL 12 MOIS	
TONNAGE	Evolution
664 301	-6%
986 247	-11%
11 534	-26%
400	-62%
63 533	-9%
116 777	-2%
118 951	-6%
1 961 743	-9%

S O R T I E S	AJACCIO	4 506	---	---	---	4 506	40	4 546	31%
	BASTIA	11 302	---	---	---	11 302	561	11 863	8%
	BONIFACIO	---	---	---	---	---	118	118	-67%
	CALVI	0	---	---	---	0	0	0	N.S.
	L'ILE ROUSSE	59	---	---	---	59	0	59	-50%
	PROPRIANO	127	---	---	---	127	233	360	-15%
	PORTO VECCHIO	1 068	---	---	---	1 068	0	1 068	-18%
	TOTAL	17 062	0	0	0	17 062	952	18 014	8%
Evolution	9%	---	---	---	9%	-8%			

57 766	-18%
160 859	5%
2 428	-25%
123	-60%
1 009	-68%
9 367	85%
13 449	-6%
245 001	-2%

T O T A L	AJACCIO	40 716	3 901	12 656	829	58 102	49	58 151	9%
	BASTIA	60 914	548	12 674	710	74 846	16 306	91 152	-12%
	BONIFACIO	---	---	---	---	0	1 764	1 764	-23%
	CALVI	114	0	---	---	114	0	114	15%
	L'ILE ROUSSE	3 771	1 671	---	---	5 442	0	5 442	-16%
	PROPRIANO	5 433	0	---	---	5 433	4 234	9 667	0%
	PORTO VECCHIO	8 524	3 258	---	---	11 782	0	11 782	-15%
	TOTAL	119 472	9 378	25 330	1 539	155 719	22 353	178 072	-6%
Evolution	4%	-27%	-34%	65%	-7%	3%			

722 067	-7%
1 147 106	-9%
13 962	-26%
523	-61%
64 542	-12%
126 144	1%
132 400	-6%
2 206 744	-8%

France	155 719	-7%
Italie	22 353	3%
TOTAL	178 072	-6%

1 969 946	-9%
236 798	1%
2 206 744	-8%

TRAFICS ROLL Français (Tonnages Nets)

Mai 2013

CORSE - MARSEILLE

CORSE - NICE

Tonnage Net Transporté		Mai	Evolut°	12 mois	Evolut°
E	AJACCIO	27 298	24%	306 676	-2%
N	BASTIA	29 892	2%	359 555	-9%
T	CALVI	0	N.S.	0	N.S.
R	L'ILE ROUSSE	3 702	-9%	45 008	-14%
E	PROPRIANO	5 306	12%	58 680	-11%
E	PORTO VECCHIO	7 456	-11%	82 077	-6%
S	TOTAL	73 654	7%	851 996	-7%

Tonnage Net Transporté		Mai	Evolut°	12 mois	Evolut°
E	AJACCIO	63	-64%	10 115	-8%
N	BASTIA	1 966	-14%	23 334	-20%
T	CALVI	114	107%	375	-63%
R	L'ILE ROUSSE	10	25%	216	-39%
E	PROPRIANO	0	0%	0	0%
E	PORTO VECCHIO	0	0%	0	0%
S	TOTAL	2 153	-14%	34 040	-18%

S	AJACCIO	4 056	40%	54 070	-19%
O	BASTIA	9 113	-2%	139 587	6%
R	CALVI	0	N.S.	0	N.S.
T	L'ILE ROUSSE	38	-62%	825	-71%
I	PROPRIANO	127	-24%	1 732	-30%
E	PORTO VECCHIO	1 068	-18%	13 449	-6%
S	TOTAL	14 402	5%	209 663	-4%

S	AJACCIO	95	332%	343	-24%
O	BASTIA	54	440%	1 954	114%
R	CALVI	0	N.S.	47	-85%
T	L'ILE ROUSSE	21	950%	65	141%
I	PROPRIANO	0	0%	0	0%
E	PORTO VECCHIO	0	0%	0	0%
S	TOTAL	170	193%	2 409	42%

T	AJACCIO	31 354	26%	360 746	-5%
O	BASTIA	39 005	1%	499 142	-5%
T	CALVI	0	N.S.	0	N.S.
A	L'ILE ROUSSE	3 740	-11%	45 833	-17%
L	PROPRIANO	5 433	11%	60 412	-12%
	PORTO VECCHIO	8 524	-12%	95 526	-6%
	TOTAL	88 056	7%	1 061 659	-6%

T	AJACCIO	158	-19%	10 458	-9%
O	BASTIA	2 020	-12%	25 288	-16%
T	CALVI	114	44%	422	-68%
A	L'ILE ROUSSE	31	210%	281	-26%
L	PROPRIANO	0	0%	0	0%
	PORTO VECCHIO	0	0%	0	0%
	TOTAL	2 323	-10%	36 449	-16%

CIE	LA MERIDIONALE	45 680	14%	552 505	-3%
	S.N.C.M.	42 376	0%	509 154	-9%
	CORSICA FERRIES	0	N.S.	0	N.S.
	TOTAL	88 056	7%	1 061 659	-6%

CIE	LA MERIDIONALE	0	0%	0	0%
	S.N.C.M.	6	-40%	106	47%
	CORSICA FERRIES	2 317	-9%	36 343	-16%
	TOTAL	2 323	-9%	36 449	-16%

TRAFICS ROLL Français (Tonnages Nets)

Mai 2013

CORSE - TOULON

CORSE - TOTAL

Tonnage Net Transporté		Mai	Evolut°	12 mois	Evolut°
E	AJACCIO	8 849	-12%	66 241	-7%
N	BASTIA	17 754	-1%	197 179	7%
T	CALVI	0	N.S.	0	N.S.
R	L'ILE ROUSSE	0	N.S.	568	-54%
E	PROPRIANO	0	0%	0	0%
E	PORTO VECCHIO	0	0%	0	0%
S	TOTAL	26 603	-7%	263 988	3%

Tonnage Net Transporté		Mai	Evolut°	12 mois	Evolut°
E	AJACCIO	36 210	12%	383 032	-3%
N	BASTIA	49 612	0%	580 068	-5%
T	CALVI	114	107%	375	-63%
R	L'ILE ROUSSE	3 712	-22%	45 792	-15%
E	PROPRIANO	5 306	12%	58 680	-11%
E	PORTO VECCHIO	7 456	-11%	82 077	-6%
S	TOTAL	102 410	3%	1 150 024	-5%

S	AJACCIO	355	-37%	3 308	-1%
O	BASTIA	2 135	68%	14 334	13%
R	CALVI	0	N.S.	0	N.S.
T	L'ILE ROUSSE	0	N.S.	119	-58%
I	PROPRIANO	0	0%	0	0%
E	PORTO VECCHIO	0	0%	0	0%
S	TOTAL	2 490	35%	17 761	9%

S	AJACCIO	4 506	30%	57 721	-18%
O	BASTIA	11 302	7%	155 875	7%
R	CALVI	0	N.S.	47	-85%
T	L'ILE ROUSSE	59	-50%	1 009	-68%
I	PROPRIANO	127	-24%	1 732	-30%
E	PORTO VECCHIO	1 068	-18%	13 449	-6%
S	TOTAL	17 062	9%	229 833	-3%

T	AJACCIO	9 204	-14%	69 549	-7%
O	BASTIA	19 889	4%	211 513	7%
C	CALVI	0	N.S.	0	N.S.
A	L'ILE ROUSSE	0	N.S.	687	-55%
L	PROPRIANO	0	0%	0	0%
	PORTO VECCHIO	0	0%	0	0%
	TOTAL	29 093	-5%	281 749	3%

T	AJACCIO	40 716	14%	440 753	-5%
O	BASTIA	60 914	1%	735 943	-2%
C	CALVI	114	44%	422	-68%
A	L'ILE ROUSSE	3 771	-22%	46 801	-18%
L	PROPRIANO	5 433	11%	60 412	-12%
	PORTO VECCHIO	8 524	-12%	95 526	-6%
	TOTAL	119 472	4%	1 379 857	-5%

CIE	LA MERIDIONALE	0	0%	0	0%
	S.N.C.M.	5 428	162%	35 996	382%
	CORSICA FERRIES	23 665	-17%	245 753	-8%
	MOBY LINES	0	N.S.	0	N.S.
	TOTAL	29 093	-5%	281 749	3%

CIE	LA MERIDIONALE	45 680	14%	552 505	-3%
	S.N.C.M.	47 810	8%	545 256	-4%
	CORSICA FERRIES	25 982	-16%	282 096	-9%
	MOBY LINES	0	N.S.	0	N.S.
	TOTAL	119 472	4%	1 379 857	-5%

TRAFICS ROLL Italiens (Tonnages Nets)

Mai 2013

CORSE - SAVONA

Tonnage Net Transporté		Mai	Evolut°	12 mois	Evolut°
Entrées	BASTIA	3 961	16%	35 167	31%
	CALVI	0	N.S.	25	0
	L'ILE ROUSSE	0	N.S.	0	N.S.
	TOTAL	3 961	16%	35 192	31%
Sorties	BASTIA	266	93%	2 654	54%
	CALVI	0	N.S.	76	N.S.
	L'ILE ROUSSE	0	N.S.	0	N.S.
	TOTAL	266	93%	2 730	59%
Total	BASTIA	4 227	19%	37 821	32%
	CALVI	0	N.S.	101	405%
	L'ILE ROUSSE	0	N.S.	0	N.S.
	TOTAL	4 227	19%	37 922	33%
dont	CORSICA FERRIES	4 227	19%	37 922	33%

CORSE - SANTA TERESA

Tonnage Net Transporté		Mai	Evolut°	12 mois	Evolut°
Entrées	BONIFACIO	1 646	-14%	11 534	-26%
	Sorties	118	-67%	2 428	-25%
Total	TOTAL	1 764	-82%	13 962	-51%
dont	MOBY LINES	1 438	-15%	5 214	-34%
	SAREMAR	326	-45%	8 748	-20%

CORSE - GENES

Tonnage Net Transporté		Mai	Evolut°	12 mois	Evolut°
Entrées	BASTIA	0	N.S.	11	-98%
	Sorties	0	N.S.	8	-94%
Total	TOTAL	0	N.S.	19	-97%
dont	MOBY LINES	0	N.S.	19	-97%

CORSE - TOTAL

Tonnage Net Transporté		Mai	Evolut°	12 mois	Evolut°
E N T R E E S	AJACCIO	9	N.S.	772	-26%
	BASTIA	15 745	11%	151 202	0%
	BONIFACIO	1 646	-14%	11 534	-26%
	CALVI	0	N.S.	25	25%
	L'ILE ROUSSE	0	N.S.	0	N.S.
	PROPRIANO	4 001	-11%	58 097	8%
S	TOTAL	21 401	4%	221 630	0%

CORSE - LIVOURNE

Tonnage Net Transporté		Mai	Evolut°	12 mois	Evolut°
Entrées	BASTIA	11 784	10%	116 024	-7%
	Sorties	295	8%	2 322	-60%
Total	TOTAL	12 079	9%	118 346	-9%
dont	CORSICA FERRIES	12 079	9%	113 275	0%
	MOBY LINES	0	N.S.	5 071	-70%

CORSE - PORTO TORRES

Tonnage Net Transporté		Mai	Evolut°	12 mois	Evolut°
Entrées	AJACCIO	9	N.S.	772	-26%
	PROPRIANO	4 001	-11%	58 097	8%
	TOTAL	4 010	-11%	58 869	-18%
Sorties	AJACCIO	40	N.S.	45	N.S.
	PROPRIANO	233	-10%	7 635	195%
	TOTAL	273	-10%	7 680	195%
Total	AJACCIO	49	-22%	817	-22%
	PROPRIANO	4 234	-11%	65 732	7%
	TOTAL	4 283	-11%	66 549	7%
dont	MERIDIONALE	4 234	-11%	63 710	23%
	S.N.C.M.	49	N.S.	2 839	-49%

S O R T I E S	AJACCIO	40	N.S.	45	N.S.
	BASTIA	561	36%	4 984	-35%
	BONIFACIO	118	-67%	2 428	-25%
	CALVI	0	N.S.	76	N.S.
	L'ILE ROUSSE	0	N.S.	0	N.S.
	PROPRIANO	233	-10%	7 635	195%
S	TOTAL	952	-8%	15 168	13%

T O T A L	AJACCIO	49	N.S.	817	-22%
	BASTIA	16 306	12%	156 186	-2%
	BONIFACIO	1 764	-23%	13 962	-26%
	CALVI	0	N.S.	101	405%
	L'ILE ROUSSE	0	N.S.	0	N.S.
	PROPRIANO	4 234	-11%	65 732	N.S.
	TOTAL	22 353	3%	236 798	1%

CIE	MERIDIONALE	4 234	-11%	63 710	23%
	S.N.C.M.	49	N.S.	2 839	-49%
	CORSICA FERRIES	16 306	12%	151 197	7%
	MOBY LINES	1 438	-15%	10 304	-59%
	SAREMAR	326	-45%	8 748	-20%
	TOTAL	22 353	3%	236 798	1%