



CORSE TRANSPORTS "MARCHANDISES" Longueur Roll (Trafic National)

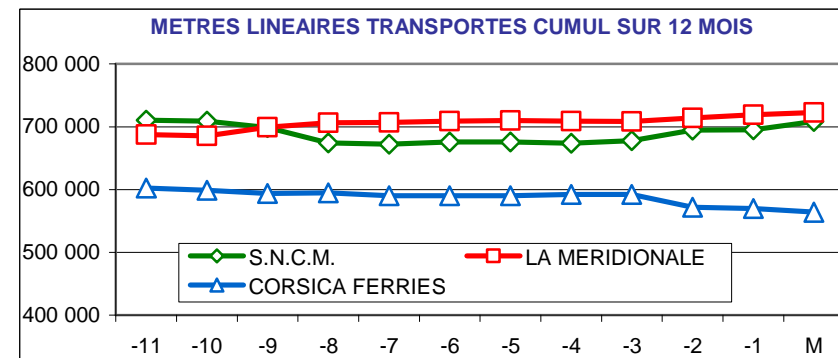
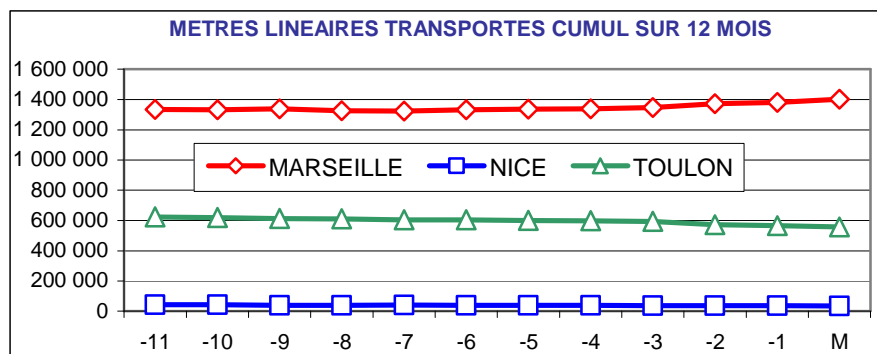
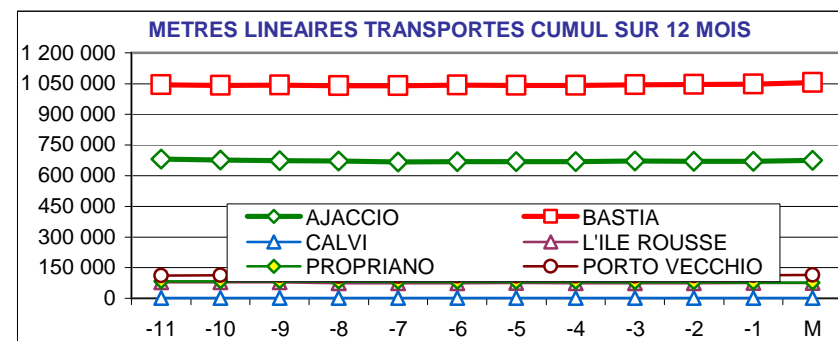


Mars 2015

7,2%

176 327 Mètres Linéaires transportés (Entrée + Sortie)

PORTS	Evolutions	
	Mensuelle	Cumul 12 mois
AJACCIO	7% ↗	0% ↘
BASTIA	7% ↗	1% ↗
CALVI	N.S. ↗	-34% ↘
L'ILE ROUSSE	11% ↗	-2% ↘
PROPRIANO	-4% ↘	-9% ↘
PORTO VECCHIO	14% ↗	2% ↗
MARSEILLE	20% ↗	6% ↗
NICE	-38% ↘	-21% ↘
TOULON	-14% ↘	-11% ↘
TOTAL	7% ↗	0% ↗



TRAFICS ROLL Français (Mètres linéaires)

Mars 2015

CORSE - MARSEILLE

CORSE - NICE

	Longueur Transportée	Mars	Evolut°	12 mois	Evolut°
E	AJACCIO	20 842	21%	228 165	0%
N	BASTIA	32 235	28%	345 134	17%
T	CALVI	0	N.S.	0	N.S.
R	L'ILE ROUSSE	2 655	9%	37 222	-2%
E	PROPRIANO	4 040	-9%	40 918	-12%
E	PORTO VECCHIO	4 701	15%	58 208	0%
S	TOTAL	64 473	21%	709 647	6%

	Longueur Transportée	Mars	Evolut°	12 mois	Evolut°
E	AJACCIO	0	N.S.	632	-74%
N	BASTIA	1 023	-36%	18 573	-20%
T	CALVI	0	N.S.	289	-72%
R	L'ILE ROUSSE	0	0%	0	0%
E	PROPRIANO	0	0%	0	0%
E	PORTO VECCHIO	0	0%	0	0%
S	TOTAL	1 023	-45%	19 494	-27%

S	AJACCIO	19 599	11%	222 494	-1%
O	BASTIA	31 032	29%	348 856	12%
R	CALVI	0	N.S.	0	N.S.
T	L'ILE ROUSSE	2 371	12%	30 849	-2%
I	PROPRIANO	3 213	2%	35 452	-6%
E	PORTO VECCHIO	4 600	12%	55 784	5%
S	TOTAL	60 815	19%	693 435	5%

S	AJACCIO	0	N.S.	1 033	-59%
O	BASTIA	732	-15%	13 197	-2%
R	CALVI	0	N.S.	389	-49%
T	L'ILE ROUSSE	0	0%	0	0%
I	PROPRIANO	0	0%	0	0%
E	PORTO VECCHIO	0	0%	0	0%
S	TOTAL	732	-26%	14 619	-13%

T	AJACCIO	40 441	16%	450 659	-1%
O	BASTIA	63 267	29%	693 990	14%
T	CALVI	0	N.S.	0	N.S.
A	L'ILE ROUSSE	5 026	11%	68 071	-2%
L	PROPRIANO	7 253	-4%	76 370	-9%
	PORTO VECCHIO	9 301	14%	113 992	2%
	TOTAL	125 288	20%	1 403 082	6%

T	AJACCIO	0	N.S.	1 665	-66%
O	BASTIA	1 755	-29%	31 770	-13%
T	CALVI	0	N.S.	678	-62%
A	L'ILE ROUSSE	0	0%	0	0%
L	PROPRIANO	0	0%	0	0%
	PORTO VECCHIO	0	0%	0	0%
	TOTAL	1 755	-38%	34 113	-21%

CIE	LA MERIDIONALE	61 605	7%	722 872	5%
	S.N.C.M.	63 683	36%	680 210	6%
	CORSICA FERRIES	0	N.S.	0	N.S.
	TOTAL	125 288	20%	1 403 082	6%

CIE	LA MERIDIONALE	0	0%	0	0%
	S.N.C.M.	0	0%	0	0%
	CORSICA FERRIES	1 755	-38%	34 113	-21%
	TOTAL	1 755	-38%	34 113	-21%

TRAFICS ROLL Français (Mètres linéaires)

Mars 2015

CORSE - TOULON

CORSE - TOTAL

Longueur Transportée		Mars	Evolut°	12 mois	Evolut°
E	AJACCIO	10 250	0%	117 572	2%
N	BASTIA	16 036	-20%	170 595	-19%
T	CALVI	0	N.S.	489	859%
R	L'ILE ROUSSE	0	N.S.	3 978	53%
E	PROPRIANO	0	0%	0	0%
E	PORTO VECCHIO	0	0%	0	0%
S	TOTAL	26 286	-13%	292 634	-11%

Longueur Transportée		Mars	Evolut°	12 mois	Evolut°
E	AJACCIO	31 092	12%	346 369	0%
N	BASTIA	49 294	5%	534 302	1%
T	CALVI	0	N.S.	778	-28%
R	L'ILE ROUSSE	2 655	9%	41 200	1%
E	PROPRIANO	4 040	-9%	40 918	-12%
E	PORTO VECCHIO	4 701	15%	58 208	0%
S	TOTAL	91 782	7%	1 021 775	0%

S	AJACCIO	8 365	-13%	104 131	2%
O	BASTIA	14 633	-15%	158 586	-16%
R	CALVI	0	N.S.	48	N.S.
T	L'ILE ROUSSE	0	N.S.	3 004	-34%
I	PROPRIANO	0	0%	0	0%
E	PORTO VECCHIO	0	0%	0	0%
S	TOTAL	22 998	-14%	265 769	-10%


S	AJACCIO	27 964	2%	327 658	-1%
O	BASTIA	46 397	10%	520 639	1%
R	CALVI	0	N.S.	437	-42%
T	L'ILE ROUSSE	2 371	12%	33 853	-6%
I	PROPRIANO	3 213	2%	35 452	-6%
E	PORTO VECCHIO	4 600	12%	55 784	5%
S	TOTAL	84 545	7%	973 823	0%

T	AJACCIO	18 615	-6%	221 703	2%
O	BASTIA	30 669	-18%	329 181	-18%
T	CALVI	0	N.S.	537	953%
A	L'ILE ROUSSE	0	N.S.	6 982	-3%
L	PROPRIANO	0	0%	0	0%
	PORTO VECCHIO	0	0%	0	0%
	TOTAL	49 284	-14%	558 403	-11%

T	AJACCIO	59 056	7%	674 027	0%
O	BASTIA	95 691	7%	1 054 941	1%
T	CALVI	0	N.S.	1 215	-34%
A	L'ILE ROUSSE	5 026	11%	75 053	-2%
L	PROPRIANO	7 253	-4%	76 370	-9%
	PORTO VECCHIO	9 301	14%	113 992	2%
	TOTAL	176 327	7%	1 995 598	0%

CIE	LA MERIDIONALE	0	0%	0	0%
	S.N.C.M.	0	N.S.	28 359	-57%
	CORSICA FERRIES	49 284	-8%	530 044	-5%
	MOBY LINES	0	N.S.	0	N.S.
	TOTAL	49 284	-14%	558 403	-11%

CIE	LA MERIDIONALE	61 605	7%	722 872	5%
	S.N.C.M.	63 683	26%	708 569	1%
	CORSICA FERRIES	51 039	-9%	564 157	-6%
	MOBY LINES	0	N.S.	0	N.S.
	TOTAL	176 327	7%	1 995 598	0%



OBSERVATOIRE REGIONAL
DES TRANSPORTS
DE LA CORSE

CORSE TRANSPORTS "MARCHANDISES"

Tonnages Nets Roll & Spécialisé
Trafics Français et Italiens



Direction régionale
de l'Environnement,
de l'Aménagement
et du Logement

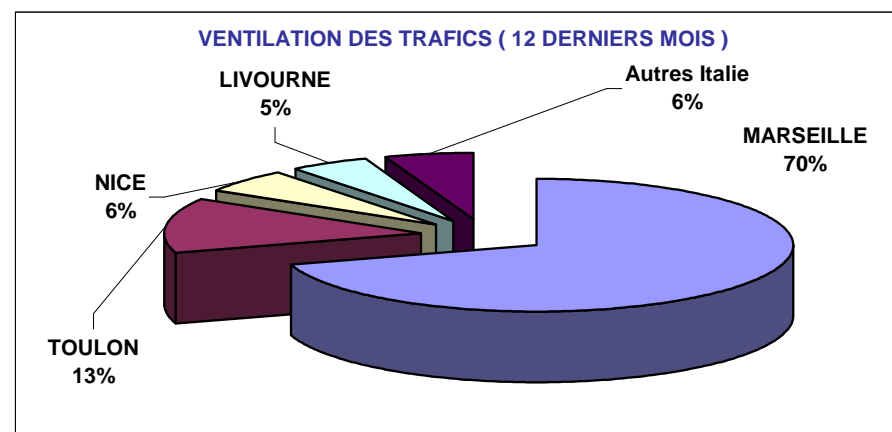
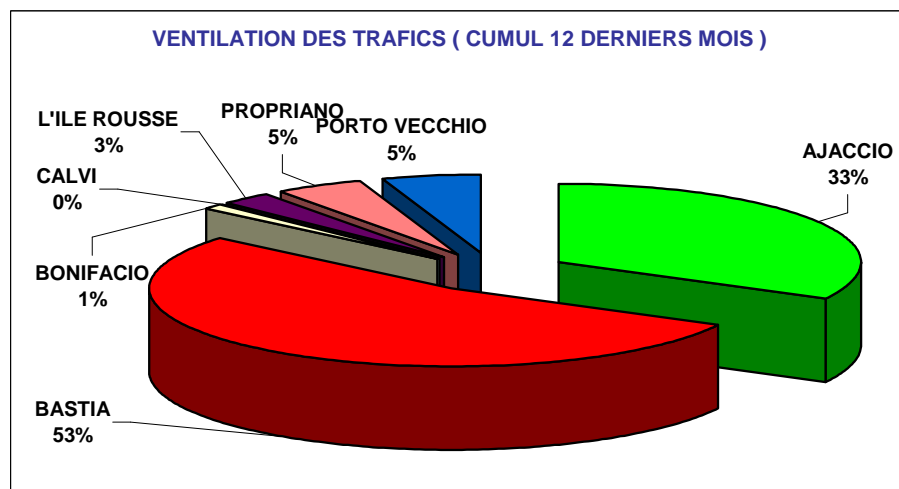
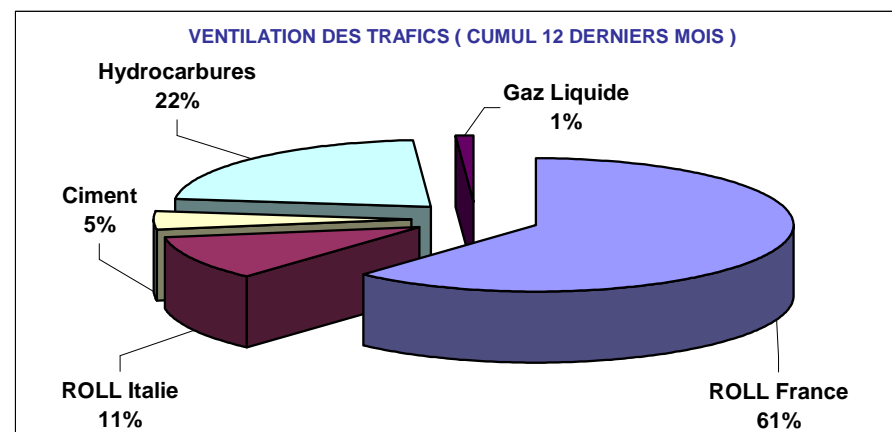
CORSE

Mars 2015

1,9%

171 039 Tonnes Net (Entrées + Sorties)

PORTS	Evolutions			
	Mensuelle		Cumul 12 mois	
AJACCIO	7%	↗	0%	↗
BASTIA	0%	↗	1%	↗
BONIFACIO	73%	↗	44%	↗
CALVI	N.S.	↗	-10%	↘
L'ILE ROUSSE	-8%	↘	-7%	↘
PROPRIANO	-25%	↘	-18%	↘
PORTO VECCHIO	12%	↗	1%	↗
TOTAL	2%	↗	0%	↘



DIRECTION REGIONALE DE L'ENVIRONNEMENT DE L'AMENAGEMENT ET DU LOGEMENT DE LA CORSE

CS 10 006 20704 AJACCIO Cedex 9 TEL 04 95 51 79 47 FAX 04 95 51 79 89 Site Internet : www.ortc.info Email : ort.corse@wanadoo.fr

TRAFICS ROLL & SPECIALISES (Tonnages Nets)

Mars 2015

Tonnage Net Transporté	France					Italie	TOTAL MENSUEL		
	ROLL	CIMENT	HYDROC	GAZ	TOTAL	ROLL	TONNAGE	Evolution	
E N T R E S	AJACCIO	35 079	3 439	11 055	1 249	50 822	0	50 822	8%
	BASTIA	51 040	3 129	11 799	2 230	68 198	14 383	82 581	-1%
	BONIFACIO	---	---	---	---	0	2 538	2 538	81%
	CALVI	0	0	---	---	0	0	0	N.S.
	L'ILE ROUSSE	3 127	985	---	---	4 112	0	4 112	-8%
	PROPRIANO	5 217	608	---	---	5 825	1 918	7 743	-23%
	PORTO VECCHIO	6 222	3 563	---	---	9 785	0	9 785	11%
TOTAL	100 685	11 724	22 854	3 479	138 742	18 839	157 581	1%	
Evolution	7%	38%	-22%	71%	3%	-11%			

CUMUL 12 MOIS	
TONNAGE	Evolution
670 150	2%
996 204	0%
21 492	41%
328	1%
54 909	-7%
98 472	-17%
105 153	1%
1 946 708	0%

S O R T I E S	AJACCIO	2 424	---	---	---	2 424	0	2 424	-12%
	BASTIA	9 330	---	---	---	9 330	557	9 887	15%
	BONIFACIO	---	---	---	---	---	326	326	28%
	CALVI	0	---	---	---	0	0	0	N.S.
	L'ILE ROUSSE	51	---	---	---	51	0	51	13%
	PROPRIANO	19	---	---	---	19	15	34	-90%
	PORTO VECCHIO	736	---	---	---	736	0	736	30%
TOTAL	12 560	0	0	0	12 560	898	13 458	7%	
Evolution	19%	---	---	---	19%	-55%			

35 406	-18%
151 887	5%
2 940	67%
40	-52%
1 333	-21%
2 769	-33%
10 572	-1%
204 947	-1%

T O T A L	AJACCIO	37 503	3 439	11 055	1 249	53 246	0	53 246	7%
	BASTIA	60 370	3 129	11 799	2 230	77 528	14 940	92 468	0%
	BONIFACIO	---	---	---	---	0	2 864	2 864	73%
	CALVI	0	0	---	---	0	0	0	N.S.
	L'ILE ROUSSE	3 178	985	---	---	4 163	0	4 163	-8%
	PROPRIANO	5 236	608	---	---	5 844	1 933	7 777	-25%
	PORTO VECCHIO	6 958	3 563	---	---	10 521	0	10 521	12%
TOTAL	113 245	11 724	22 854	3 479	151 302	19 737	171 039	2%	
Evolution	8%	38%	-22%	71%	5%	-15%			

705 556	0%
1 148 091	1%
24 432	44%
368	-10%
56 242	-7%
101 241	-18%
115 725	1%
2 151 655	0%

France	151 302	5%
Italie	19 737	-15%
TOTAL	171 039	2%

1 922 620	1%
229 035	-6%
2 151 655	0%

TRAFICS	ROLL	CORSICA FERRIES	40 717	-7%
		LA MERIDIONALE	46 751	-7%
		MOBY LINES	0	N.S.
		SAREMAR	2 864	73%
		S.N.C.M.	42 650	32%
	TOTAL	132 982	4%	
TRAFICS SPECIALISES	CIMENT	SOMECA	11 724	38%
	HYDROC	FOUQUET	22 854	-22%
	GAZ	SEA TERMINAL	3 479	71%

437 344	-8%
596 562	2%
21 876	80%
18 455	85%
484 476	2%
1 558 713	0%
99 083	1%
470 299	-2%
23 560	3%

TRAFICS ROLL Français (Tonnages Nets)

Mars 2015

CORSE - MARSEILLE

CORSE - NICE

Tonnage Net Transporté		Mars	Evolut°	12 mois	Evolut°
E	AJACCIO	25 433	8%	283 111	0%
N	BASTIA	36 239	28%	392 115	19%
T	CALVI	0	N.S.	0	N.S.
R	L'ILE ROUSSE	3 126	11%	39 805	1%
E	PROPRIANO	5 217	-5%	57 038	-10%
E	PORTO VECCHIO	6 222	5%	73 495	2%
S	TOTAL	76 237	15%	845 564	7%

Tonnage Net Transporté		Mars	Evolut°	12 mois	Evolut°
E	AJACCIO	0	N.S.	1 059	-87%
N	BASTIA	962	-40%	18 786	-14%
T	CALVI	0	N.S.	141	-50%
R	L'ILE ROUSSE	1	-83%	897	-40%
E	PROPRIANO	0	0%	0	0%
E	PORTO VECCHIO	0	0%	0	0%
S	TOTAL	963	-79%	20 883	-34%

S	AJACCIO	2 175	-9%	31 155	-18%
O	BASTIA	8 249	41%	129 965	14%
R	CALVI	0	N.S.	0	N.S.
T	L'ILE ROUSSE	50	14%	906	46%
I	PROPRIANO	19	-73%	1 066	-25%
E	PORTO VECCHIO	736	30%	10 572	-1%
S	TOTAL	11 229	26%	173 664	5%

S	AJACCIO	0	N.S.	102	-74%
O	BASTIA	21	163%	694	-64%
R	CALVI	0	N.S.	40	-38%
T	L'ILE ROUSSE	1	0%	246	-75%
I	PROPRIANO	0	0%	0	0%
E	PORTO VECCHIO	0	0%	0	0%
S	TOTAL	22	-19%	1 082	-67%

T	AJACCIO	27 608	7%	314 266	-2%
O	BASTIA	44 488	30%	522 080	17%
	CALVI	0	N.S.	0	N.S.
T	L'ILE ROUSSE	3 176	11%	40 711	2%
A	PROPRIANO	5 236	-6%	58 104	-11%
L	PORTO VECCHIO	6 958	7%	84 067	2%
	TOTAL	87 466	17%	1 019 228	7%

T	AJACCIO	0	N.S.	1 161	-87%
O	BASTIA	983	-39%	19 480	-18%
	CALVI	0	N.S.	181	-47%
T	L'ILE ROUSSE	2	-71%	1 143	-53%
A	PROPRIANO	0	0%	0	0%
L	PORTO VECCHIO	0	0%	0	0%
	TOTAL	985	-78%	21 965	-38%

CIE	LA MERIDIONALE	44 818	-1%	552 018	5%
	S.N.C.M.	42 648	43%	467 210	9%
	CORSICA FERRIES	0	N.S.	0	N.S.
	TOTAL	87 466	17%	1 019 228	7%

CIE	LA MERIDIONALE	0	0%	0	0%
	S.N.C.M.	2	-71%	462	-56%
	CORSICA FERRIES	983	-78%	21 503	-37%
	TOTAL	985	-78%	21 965	-38%

TRAFICS ROLL Français (Tonnages Nets)

Mars 2015

CORSE - TOULON

CORSE - TOTAL

Tonnage Net Transporté		Mars	Evolut°	12 mois	Evolut°
E	AJACCIO	9 646	58%	110 504	15%
N	BASTIA	13 839	-21%	157 980	-22%
T	CALVI	0	N.S.	187	N.S.
R	L'ILE ROUSSE	0	N.S.	1 590	261%
E	PROPRIANO	0	0%	0	0%
E	PORTO VECCHIO	0	0%	0	0%
S	TOTAL	23 485	-1%	270 261	-10%

Tonnage Net Transporté		Mars	Evolut°	12 mois	Evolut°
E	AJACCIO	35 079	8%	394 674	2%
N	BASTIA	51 040	7%	568 881	3%
T	CALVI	0	N.S.	328	17%
R	L'ILE ROUSSE	3 127	11%	42 292	3%
E	PROPRIANO	5 217	-5%	57 038	-10%
E	PORTO VECCHIO	6 222	5%	73 495	2%
S	TOTAL	100 685	7%	1 136 708	2%

S	AJACCIO	249	-30%	4 050	-18%
O	BASTIA	1 060	-16%	13 993	-26%
R	CALVI	0	N.S.	0	N.S.
T	L'ILE ROUSSE	0	N.S.	181	66%
I	PROPRIANO	0	0%	0	0%
E	PORTO VECCHIO	0	0%	0	0%
S	TOTAL	1 309	-19%	18 224	-24%

S	AJACCIO	2 424	-12%	35 307	-18%
O	BASTIA	9 330	31%	144 652	7%
R	CALVI	0	N.S.	40	-38%
T	L'ILE ROUSSE	51	13%	1 333	-21%
I	PROPRIANO	19	-73%	1 066	-25%
E	PORTO VECCHIO	736	30%	10 572	-1%
S	TOTAL	12 560	19%	192 970	0%

T	AJACCIO	9 895	53%	114 554	13%
O	BASTIA	14 899	-21%	171 973	-22%
T	CALVI	0	N.S.	187	N.S.
A	L'ILE ROUSSE	0	N.S.	1 771	223%
L	PROPRIANO	0	0%	0	0%
	PORTO VECCHIO	0	0%	0	0%
	TOTAL	24 794	-2%	288 485	-11%

T	AJACCIO	37 503	6%	429 981	0%
O	BASTIA	60 370	10%	713 533	3%
T	CALVI	0	N.S.	368	7%
A	L'ILE ROUSSE	3 178	11%	43 625	2%
L	PROPRIANO	5 236	-6%	58 104	-11%
	PORTO VECCHIO	6 958	7%	84 067	2%
	TOTAL	113 245	8%	1 329 678	1%

	LA MERIDIONALE	0	0%	0	0%
	S.N.C.M.	0	N.S.	16 755	-64%
CIE	CORSICA FERRIES	24 794	9%	271 730	-2%
	MOBY LINES	0	N.S.	0	N.S.
	TOTAL	24 794	-2%	288 485	-11%

	LA MERIDIONALE	44 818	-1%	552 018	5%
	S.N.C.M.	42 650	32%	484 427	2%
CIE	CORSICA FERRIES	25 777	-5%	293 233	-6%
	MOBY LINES	0	N.S.	0	N.S.
	TOTAL	113 245	8%	1 329 678	1%

TRAFICS ROLL Italiens (Tonnages Nets)

Mars 2015

CORSE - SAVONA

CORSE - SANTA TERESA

Tonnage Net Transporté		Mars	Evolut°	12 mois	Evolut°
Entrées	BASTIA	3 276	-33%	41 706	0%
	CALVI	0	N.S.	0	N.S.
	L'ILE ROUSSE	0	N.S.	1	N.S.
	TOTAL	3 276	-33%	41 707	0%
Sorties	BASTIA	210	-59%	2 884	-43%
	CALVI	0	N.S.	0	N.S.
	L'ILE ROUSSE	0	N.S.	0	N.S.
	TOTAL	210	-59%	2 884	-44%
Total	BASTIA	3 486	-36%	44 590	-4%
	CALVI	0	N.S.	0	N.S.
	L'ILE ROUSSE	0	N.S.	1	N.S.
	TOTAL	3 486	-36%	44 591	-4%
dont	CORSICA FERRIES	3 486	-36%	44 591	-4%

Tonnage Net Transporté		Mars	Evolut°	12 mois	Evolut°
Entrées	BONIFACIO	2 538	81%	21 492	41%
	Sorties	326	28%	2 940	67%
Total	TOTAL	2 864	73%	24 432	44%
dont	MOBY LINES	0	N.S.	5 977	-15%
	SAREMAR	2 864	73%	18 455	85%

CORSE - GENES

CORSE - TOTAL

Tonnage Net Transporté		Mars	Evolut°	12 mois	Evolut°
Entrées	BASTIA	0	N.S.	4 060	288%
	Sorties	0	N.S.	785	97%
Total	TOTAL	0	N.S.	4 845	235%
dont	MOBY LINES	0	N.S.	4 845	235%

Tonnage Net Transporté		Mars	Evolut°	12 mois	Evolut°
E	AJACCIO	0	N.S.	3 972	39620%
N	BASTIA	14 383	-6%	152 774	-4%
T	BONIFACIO	2 538	81%	21 492	41%
R	CALVI	0	N.S.	0	N.S.
E	L'ILE ROUSSE	0	N.S.	1	N.S.
E	PROPRIANO	1 918	-57%	38 819	-30%
S	TOTAL	18 839	-11%	217 058	-5%

CORSE - LIVOURNE

Tonnage Net Transporté		Mars	Evolut°	12 mois	Evolut°
Entrées	BASTIA	11 107	7%	107 008	-8%
	Sorties	347	-63%	3 566	-14%
Total	TOTAL	11 454	1%	110 574	-8%
dont	CORSICA FERRIES	11 454	1%	99 520	-14%
	MOBY LINES	0	N.S.	11 054	201%

S	AJACCIO	0	N.S.	99	120%
O	BASTIA	557	-62%	7 235	-25%
R	BONIFACIO	326	28%	2 940	67%
T	CALVI	0	N.S.	0	N.S.
I	L'ILE ROUSSE	0	N.S.	0	N.S.
E	PROPRIANO	15	-95%	1 703	-37%
S	TOTAL	898	-55%	11 977	-15%

CORSE - PORTO TORRES

Tonnage Net Transporté		Mars	Evolut°	12 mois	Evolut°
Entrées	AJACCIO	0	N.S.	3 972	39620%
	PROPRIANO	1 918	-57%	38 819	-30%
	TOTAL	1 918	-57%	42 791	-23%
Sorties	AJACCIO	0	N.S.	99	120%
	PROPRIANO	15	-95%	1 703	-37%
	TOTAL	15	-95%	1 802	-34%
Total	AJACCIO	0	7302%	4 071	7302%
	PROPRIANO	1 933	-60%	40 522	-30%
	TOTAL	1 933	-57%	44 593	-23%
dont	MERIDIONALE	1 933	-60%	44 544	-22%
	S.N.C.M.	0	N.S.	49	-95%

T	AJACCIO	0	N.S.	4 071	7302%
O	BASTIA	14 940	-11%	160 009	-5%
T	BONIFACIO	2 864	73%	24 432	44%
A	CALVI	0	N.S.	0	N.S.
L	L'ILE ROUSSE	0	N.S.	1	N.S.
	PROPRIANO	1 933	-60%	40 522	N.S.
	TOTAL	19 737	-15%	229 035	-6%

CIE	MERIDIONALE	1 933	-60%	44 544	-22%
	S.N.C.M.	0	N.S.	49	-95%
	CORSICA FERRIES	14 940	-11%	144 111	-12%
	MOBY LINES	0	N.S.	21 876	80%
	SAREMAR	2 864	73%	18 455	85%
	TOTAL	19 737	-15%	229 035	-6%