

OBSERVATOIRE REGIONAL  
DES TRANSPORTS  
DE LA CORSE

# CORSE TRANSPORTS "MARCHANDISES"



Direction régionale  
de l'Environnement,  
de l'Aménagement  
et du Logement

CORSE

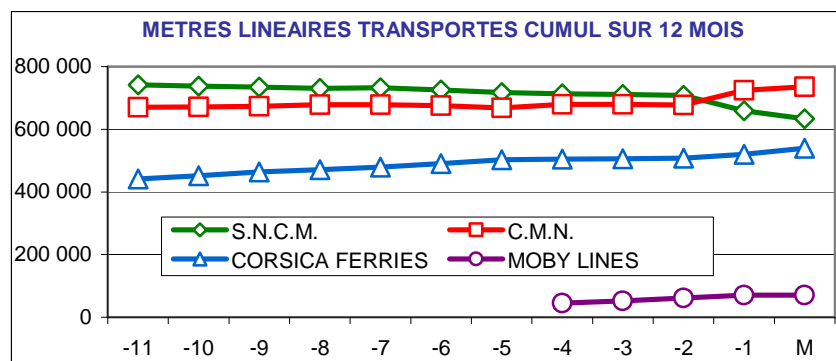
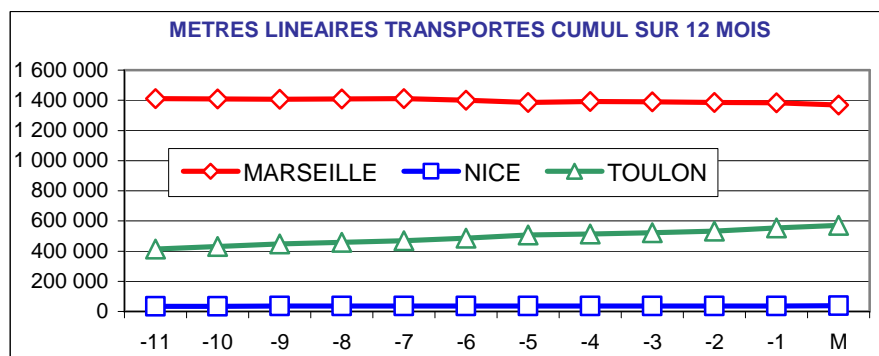
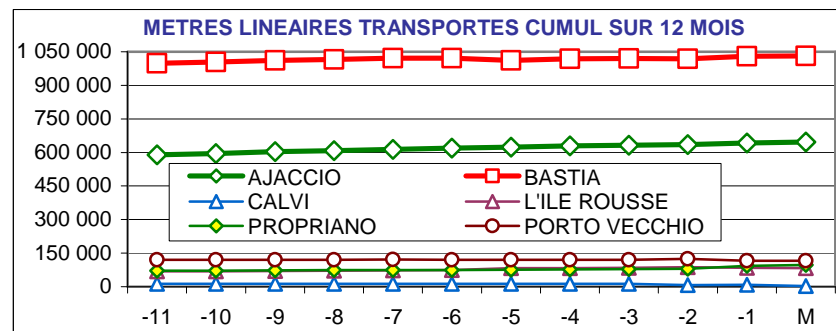
**MOBY LINES interrompt  
sa ligne Bastia - Toulon  
le 24 Février 2011**

**Mars 2011**

**2,4%**

**186 160 Mètres Linéaires transportés ( Entrée + Sortie )**

| PORTS         | Evolutions  |               |
|---------------|-------------|---------------|
|               | Mensuelle   | Cumul 12 mois |
| AJACCIO       | 8% ↗        | 11% ↗         |
| BASTIA        | 1% ↗        | 4% ↗          |
| CALVI         | -91% ↘      | -71% ↘        |
| L'ILE ROUSSE  | -11% ↘      | 22% ↗         |
| PROPRIANO     | 63% ↗       | 36% ↗         |
| PORTO VECCHIO | -7% ↘       | -2% ↘         |
| MARSEILLE     | -12% ↘      | -3% ↘         |
| NICE          | 131% ↗      | 14% ↗         |
| TOULON        | 33% ↗       | 44% ↗         |
| <b>TOTAL</b>  | <b>2% ↗</b> | <b>7% ↗</b>   |



**DIRECTION REGIONALE DE L'ENVIRONNEMENT DE L'AMENAGEMENT ET DU LOGEMENT DE LA CORSE**

BP 334 20180 AJACCIO Cedex TEL 04 95 51 79 47 FAX 04 95 51 79 89 Site Internet : [www.ortc.info](http://www.ortc.info) Email : [ort.corse@wanadoo.fr](mailto:ort.corse@wanadoo.fr)

# TRAFICS ROLL Français ( Mètres linéaires )

Mars 2011

## CORSE - MARSEILLE

## CORSE - NICE

| Longueur Transportée |               | Mars          | Evolut°     | 12 mois        | Evolut°    |
|----------------------|---------------|---------------|-------------|----------------|------------|
| E                    | AJACCIO       | 20 156        | -6%         | 238 517        | -1%        |
| N                    | BASTIA        | 25 624        | -19%        | 304 236        | -10%       |
| T                    | CALVI         | 0             | N.S.        | 0              | N.S.       |
| R                    | L'ILE ROUSSE  | 2 654         | 6%          | 38 375         | 8%         |
| E                    | PROPRIANO     | 6 186         | 52%         | 53 856         | 36%        |
| E                    | PORTO VECCHIO | 3 432         | -14%        | 58 570         | -7%        |
| S                    | <b>TOTAL</b>  | <b>58 052</b> | <b>-13%</b> | <b>693 554</b> | <b>-4%</b> |

| Longueur Transportée |               | Mars         | Evolut°     | 12 mois       | Evolut°    |
|----------------------|---------------|--------------|-------------|---------------|------------|
| E                    | AJACCIO       | 36           | 24%         | 2 052         | -31%       |
| N                    | BASTIA        | 3 381        | 145%        | 21 150        | 19%        |
| T                    | CALVI         | 57           | 84%         | 776           | -8%        |
| R                    | L'ILE ROUSSE  | 0            | 0%          | 0             | 0%         |
| E                    | PROPRIANO     | 0            | 0%          | 0             | 0%         |
| E                    | PORTO VECCHIO | 0            | 0%          | 0             | 0%         |
| S                    | <b>TOTAL</b>  | <b>3 474</b> | <b>141%</b> | <b>23 978</b> | <b>11%</b> |

|   |               |               |             |                |            |
|---|---------------|---------------|-------------|----------------|------------|
| S | AJACCIO       | 20 775        | 1%          | 235 029        | 0%         |
| O | BASTIA        | 25 066        | -19%        | 305 614        | -9%        |
| R | CALVI         | 0             | N.S.        | 684            | -84%       |
| T | L'ILE ROUSSE  | 1 625         | -30%        | 32 692         | 4%         |
| I | PROPRIANO     | 5 427         | 78%         | 43 770         | 35%        |
| E | PORTO VECCHIO | 3 498         | 2%          | 57 315         | 3%         |
| S | <b>TOTAL</b>  | <b>56 391</b> | <b>-10%</b> | <b>675 104</b> | <b>-3%</b> |

|   |               |              |             |               |            |
|---|---------------|--------------|-------------|---------------|------------|
| S | AJACCIO       | 67           | -6%         | 3 621         | 65%        |
| O | BASTIA        | 1 720        | 123%        | 10 518        | 8%         |
| R | CALVI         | 57           | 217%        | 819           | 29%        |
| T | L'ILE ROUSSE  | 0            | 0%          | 0             | 0%         |
| I | PROPRIANO     | 0            | 0%          | 0             | 0%         |
| E | PORTO VECCHIO | 0            | 0%          | 0             | 0%         |
| S | <b>TOTAL</b>  | <b>1 844</b> | <b>114%</b> | <b>14 958</b> | <b>19%</b> |

|   |               |                |             |                  |            |
|---|---------------|----------------|-------------|------------------|------------|
| T | AJACCIO       | 40 931         | -3%         | 473 546          | 0%         |
| T | BASTIA        | 50 690         | -19%        | 609 850          | -9%        |
| O | CALVI         | 0              | N.S.        | 684              | -93%       |
| T | L'ILE ROUSSE  | 4 279          | -11%        | 71 067           | 6%         |
| A | PROPRIANO     | 11 613         | 63%         | 97 626           | 36%        |
| L | PORTO VECCHIO | 6 930          | -7%         | 115 885          | -2%        |
|   | <b>TOTAL</b>  | <b>114 443</b> | <b>-12%</b> | <b>1 368 658</b> | <b>-3%</b> |

|   |               |              |             |               |            |
|---|---------------|--------------|-------------|---------------|------------|
| T | AJACCIO       | 103          | 3%          | 5 673         | 10%        |
| T | BASTIA        | 5 101        | 137%        | 31 668        | 15%        |
| O | CALVI         | 114          | 133%        | 1 595         | 8%         |
| T | L'ILE ROUSSE  | 0            | 0%          | 0             | 0%         |
| A | PROPRIANO     | 0            | 0%          | 0             | 0%         |
| L | PORTO VECCHIO | 0            | 0%          | 0             | 0%         |
|   | <b>TOTAL</b>  | <b>5 318</b> | <b>131%</b> | <b>38 936</b> | <b>14%</b> |

|     |                 |                |             |                  |            |
|-----|-----------------|----------------|-------------|------------------|------------|
| CIE | C.M.N.          | 77 916         | 16%         | 735 536          | 10%        |
|     | S.N.C.M.        | 36 527         | -41%        | 633 122          | -15%       |
|     | CORSICA FERRIES | 0              | N.S.        | 0                | N.S.       |
|     | <b>TOTAL</b>    | <b>114 443</b> | <b>-12%</b> | <b>1 368 658</b> | <b>-3%</b> |

|     |                 |              |             |               |            |
|-----|-----------------|--------------|-------------|---------------|------------|
| CIE | C.M.N.          | 0            | 0%          | 0             | 0%         |
|     | S.N.C.M.        | 0            | 0%          | 0             | 0%         |
|     | CORSICA FERRIES | 5 318        | 131%        | 38 936        | 14%        |
|     | <b>TOTAL</b>    | <b>5 318</b> | <b>131%</b> | <b>38 936</b> | <b>14%</b> |

# TRAFICS ROLL Français ( Mètres linéaires )

## Mars 2011

### CORSE - TOULON

### CORSE - TOTAL

| Longueur Transportée |               | Mars          | Evolut°    | 12 mois        | Evolut°    |
|----------------------|---------------|---------------|------------|----------------|------------|
| E                    | AJACCIO       | 10 965        | 45%        | 89 312         | 67%        |
| N                    | BASTIA        | 23 246        | 27%        | 199 800        | 34%        |
| T                    | CALVI         | 319           | 1081%      | 977            | 263%       |
| R                    | L'ILE ROUSSE  | 0             | N.S.       | 5 626          | 718%       |
| E                    | PROPRIANO     | 0             | 0%         | 0              | 0%         |
| E                    | PORTO VECCHIO | 0             | 0%         | 0              | 0%         |
| S                    | <b>TOTAL</b>  | <b>34 530</b> | <b>33%</b> | <b>295 715</b> | <b>45%</b> |

| Longueur Transportée |               | Mars          | Evolut°   | 12 mois          | Evolut°   |
|----------------------|---------------|---------------|-----------|------------------|-----------|
| E                    | AJACCIO       | 31 157        | 7%        | 329 881          | 11%       |
| N                    | BASTIA        | 52 251        | 1%        | 525 186          | 4%        |
| T                    | CALVI         | 376           | -87%      | 1 753            | -73%      |
| R                    | L'ILE ROUSSE  | 2 654         | 6%        | 44 001           | 22%       |
| E                    | PROPRIANO     | 6 186         | 52%       | 53 856           | 36%       |
| E                    | PORTO VECCHIO | 3 432         | -14%      | 58 570           | -7%       |
| S                    | <b>TOTAL</b>  | <b>96 056</b> | <b>2%</b> | <b>1 013 247</b> | <b>7%</b> |

|   |               |               |            |                |            |
|---|---------------|---------------|------------|----------------|------------|
| S | AJACCIO       | 9 756         | 36%        | 78 686         | 59%        |
| O | BASTIA        | 22 079        | 31%        | 189 923        | 35%        |
| R | CALVI         | 34            | N.S.       | 91             | -55%       |
| T | L'ILE ROUSSE  | 0             | N.S.       | 6 551          | 668%       |
| I | PROPRIANO     | 0             | 0%         | 0              | 0%         |
| E | PORTO VECCHIO | 0             | 0%         | 0              | 0%         |
| S | <b>TOTAL</b>  | <b>31 869</b> | <b>32%</b> | <b>275 251</b> | <b>44%</b> |

|   |               |               |           |                |           |
|---|---------------|---------------|-----------|----------------|-----------|
| S | AJACCIO       | 30 598        | 10%       | 317 336        | 11%       |
| O | BASTIA        | 48 865        | 0%        | 506 055        | 4%        |
| R | CALVI         | 91            | -96%      | 1 594          | -69%      |
| T | L'ILE ROUSSE  | 1 625         | -30%      | 39 243         | 22%       |
| I | PROPRIANO     | 5 427         | 78%       | 43 770         | 35%       |
| E | PORTO VECCHIO | 3 498         | 2%        | 57 315         | 3%        |
| S | <b>TOTAL</b>  | <b>90 104</b> | <b>3%</b> | <b>965 313</b> | <b>7%</b> |

|   |               |               |            |                |            |
|---|---------------|---------------|------------|----------------|------------|
| T | AJACCIO       | 20 721        | 41%        | 167 998        | 63%        |
| O | BASTIA        | 45 325        | 29%        | 389 723        | 34%        |
| T | CALVI         | 353           | 1207%      | 1 068          | 126%       |
| A | L'ILE ROUSSE  | 0             | N.S.       | 12 177         | 690%       |
| L | PROPRIANO     | 0             | 0%         | 0              | 0%         |
| L | PORTO VECCHIO | 0             | 0%         | 0              | 0%         |
|   | <b>TOTAL</b>  | <b>66 399</b> | <b>33%</b> | <b>570 966</b> | <b>44%</b> |

|   |               |                |           |                  |           |
|---|---------------|----------------|-----------|------------------|-----------|
| T | AJACCIO       | 61 755         | 8%        | 647 217          | 11%       |
| O | BASTIA        | 101 116        | 1%        | 1 031 241        | 4%        |
| T | CALVI         | 467            | -91%      | 3 347            | -71%      |
| A | L'ILE ROUSSE  | 4 279          | -11%      | 83 244           | 22%       |
| L | PROPRIANO     | 11 613         | 63%       | 97 626           | 36%       |
| L | PORTO VECCHIO | 6 930          | -7%       | 115 885          | -2%       |
|   | <b>TOTAL</b>  | <b>186 160</b> | <b>2%</b> | <b>1 978 560</b> | <b>7%</b> |

|     |                 |               |            |                |            |
|-----|-----------------|---------------|------------|----------------|------------|
| CIE | C.M.N.          | 0             | 0%         | 0              | 0%         |
|     | S.N.C.M.        | 0             | 0%         | 0              | 0%         |
|     | CORSICA FERRIES | 66 399        | 33%        | 500 713        | 27%        |
|     | MOBY LINES      | 0             | N.S.       | 70 253         | N.S.       |
|     | <b>TOTAL</b>    | <b>66 399</b> | <b>33%</b> | <b>570 966</b> | <b>44%</b> |

|     |                 |                |           |                  |           |
|-----|-----------------|----------------|-----------|------------------|-----------|
| CIE | C.M.N.          | 77 916         | 16%       | 735 536          | 10%       |
|     | S.N.C.M.        | 36 527         | -41%      | 633 122          | -15%      |
|     | CORSICA FERRIES | 71 717         | 37%       | 539 649          | 26%       |
|     | MOBY LINES      | 0              | N.S.      | 70 253           | N.S.      |
|     | <b>TOTAL</b>    | <b>186 160</b> | <b>2%</b> | <b>1 978 560</b> | <b>7%</b> |