

OBSERVATOIRE REGIONAL
DES TRANSPORTS
DE LA CORSE

CORSE TRANSPORTS "MARCHANDISES"

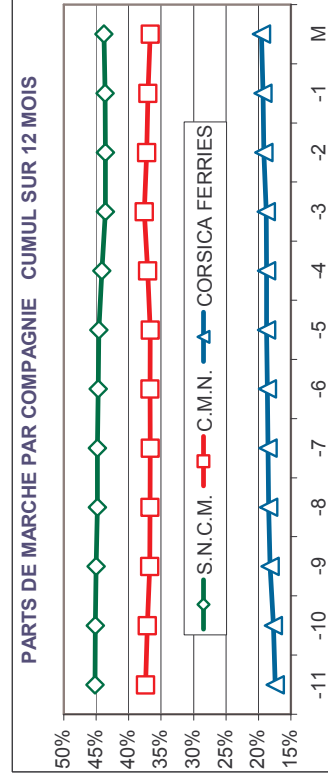
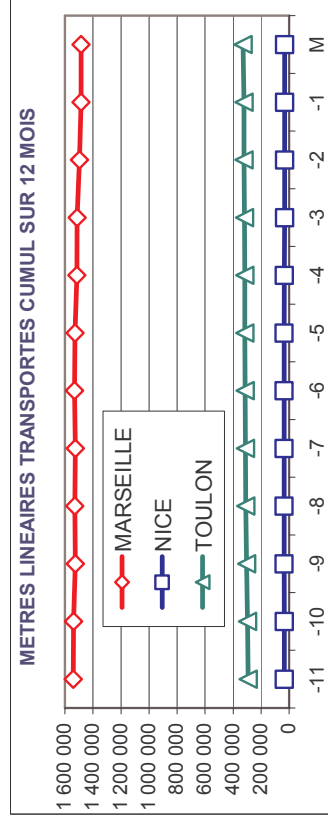
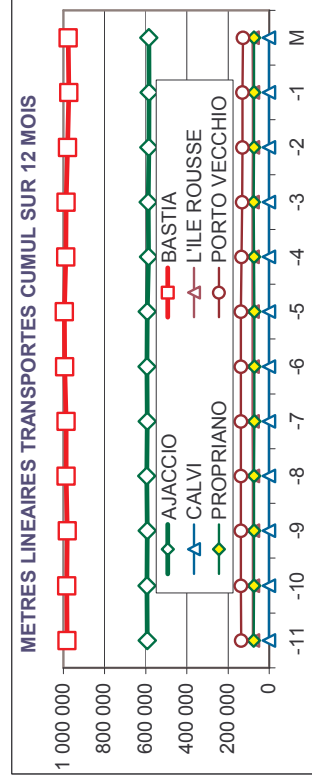


Mars 2009

2%

155 082 Mètres Linéaires transportés (Entrée + Sortie)

| PORTS | Evolutions | |
|---------------|------------|---------------|
| | Mensuelle | Cumul 12 mois |
| AJACCIO | 3% | 0% |
| BASTIA | 2% | 0% |
| CALVI | 192% | 9% |
| L'ILE ROUSSE | 78% | 5% |
| PROPRIANO | 2% | -3% |
| PORTO VECCHIO | -18% | -5% |
| MARSEILLE | -1% | -3% |
| NICE | 5% | 0% |
| TOULON | 18% | 15% |
| TOTAL | 2% | 0% |



DIRECTION REGIONALE DE L'ENVIRONNEMENT DE L'AMENAGEMENT ET DU LOGEMENT DE LA CORSE

BP 408 20302 AJACCIO Cedex TEL 04 95 51 85 10 FAX 04 95 51 85 15 Site Internet : www.ortc.info Email : ort.corse@wanadoo.fr

TRAFICS ROLL Français (Mètres linéaires)

Mars 2009

CORSE - MARSEILLE

| Longueur Transportée | Mars | Evolut° | 12 mois | Evolut° |
|----------------------|--------|---------|---------|---------|
| E | 22 097 | -3% | 262 975 | -7% |
| N | 29 265 | 2% | 340 224 | -2% |
| T | 0 | N.S. | 0 | N.S. |
| R | 2 175 | 273% | 40 720 | 5% |
| E | 3 214 | 8% | 41 502 | -3% |
| E | 5 111 | -22% | 66 802 | -7% |
| S | 61 862 | 0% | 752 223 | -4% |

| Longueur Transportée | Mars | Evolut° | 12 mois | Evolut° |
|----------------------|-------|---------|---------|---------|
| E | 131 | -18% | 2 967 | 17% |
| N | 1 245 | -11% | 16 876 | -1% |
| T | 66 | 106% | 859 | 21% |
| R | 0 | 0% | 0 | 0% |
| E | 0 | 0% | 0 | 0% |
| E | 0 | 0% | 0 | 0% |
| S | 1 442 | -10% | 20 702 | 2% |

| | | | | |
|----------|--------|------|---------|------|
| S | 20 429 | -5% | 260 413 | -3% |
| O | 28 195 | -1% | 343 492 | -2% |
| R | 0 | N.S. | 0 | N.S. |
| T | 2 393 | 27% | 36 247 | 1% |
| I | 2 397 | -5% | 31 595 | -3% |
| E | 4 507 | -14% | 60 959 | -4% |
| S | 57 921 | -3% | 732 706 | -3% |

| | | | | |
|----------|-------|------|--------|-----|
| S | 211 | 122% | 1 755 | 27% |
| O | 931 | 18% | 9 297 | -7% |
| R | 29 | 480% | 799 | 3% |
| T | 0 | 0% | 0 | 0% |
| I | 0 | 0% | 0 | 0% |
| E | 0 | 0% | 0 | 0% |
| S | 1 171 | 31% | 11 851 | -3% |

| | | | | |
|--------------|---------|------|-----------|------|
| T | 42 526 | -4% | 523 388 | -5% |
| O | 57 460 | 1% | 683 716 | -2% |
| T | 0 | N.S. | 0 | N.S. |
| A | 4 568 | 85% | 76 967 | 3% |
| L | 5 611 | 2% | 73 097 | -3% |
| L | 9 618 | -18% | 127 761 | -5% |
| TOTAL | 119 783 | -1% | 1 484 929 | -3% |

| | | | | |
|--------------|-------|------|--------|-----|
| T | 342 | 34% | 4 722 | 20% |
| O | 2 176 | -1% | 26 173 | -3% |
| T | 95 | 157% | 1 658 | 12% |
| A | 0 | 0% | 0 | 0% |
| L | 0 | 0% | 0 | 0% |
| L | 0 | 0% | 0 | 0% |
| TOTAL | 2 613 | 5% | 32 553 | 0% |

| | | | | |
|------------------------|---------|------|-----------|------|
| CIE | 57 133 | -10% | 676 377 | -3% |
| S.N.C.M. | 62 650 | 8% | 808 552 | -3% |
| CORSICA FERRIES | 0 | N.S. | 0 | N.S. |
| TOTAL | 119 783 | -1% | 1 484 929 | -3% |

| | | | | |
|------------------------|-------|----|--------|----|
| C.M.N. | 0 | 0% | 0 | 0% |
| S.N.C.M. | 0 | 0% | 0 | 0% |
| CORSICA FERRIES | 2 613 | 5% | 32 553 | 0% |
| TOTAL | 2 613 | 5% | 32 553 | 0% |

TRAFICS ROLL Français (Mètres linéaires)

Mars 2009

CORSE - TOULON

| Longueur Transportée | Mars | Evolut° | 12 mois | Evolut° | |
|----------------------|---------------|---------|---------|---------|------|
| E | AJACCIO | 3 199 | 126% | 32 556 | 102% |
| N | BASTIA | 14 083 | 7% | 136 513 | 4% |
| T | CALVI | 13 | N.S. | 64 | N.S. |
| R | L'ILE ROUSSE | 0 | N.S. | 2 378 | 18% |
| E | PROPRIANO | 0 | 0% | 0 | 0% |
| E | PORTO VECCHIO | 0 | 0% | 0 | 0% |
| S | TOTAL | 17 295 | 18% | 171 511 | 14% |

| | | | | | |
|----------|---------------|--------|------|---------|-----|
| S | AJACCIO | 3 029 | 97% | 24 677 | 45% |
| O | BASTIA | 12 362 | 8% | 129 763 | 10% |
| R | CALVI | 0 | N.S. | 17 | 6% |
| T | L'ILE ROUSSE | 0 | N.S. | 2 201 | 84% |
| I | PROPRIANO | 0 | 0% | 0 | 0% |
| E | PORTO VECCHIO | 0 | 0% | 0 | 0% |
| S | TOTAL | 15 391 | 18% | 156 658 | 15% |

| | | | | | |
|----------|---------------|--------|------|---------|------|
| T | AJACCIO | 6 228 | 111% | 57 233 | 73% |
| O | BASTIA | 26 445 | 7% | 266 276 | 6% |
| T | CALVI | 13 | N.S. | 81 | 406% |
| A | L'ILE ROUSSE | 0 | N.S. | 4 579 | 42% |
| L | PROPRIANO | 0 | 0% | 0 | 0% |
| | PORTO VECCHIO | 0 | 0% | 0 | 0% |
| | TOTAL | 32 686 | 18% | 328 169 | 15% |

| | | | | | |
|------------|-----------------|--------|-----|---------|-----|
| CIE | C.M.N. | 0 | 0% | 0 | 0% |
| | S.N.C.M. | 0 | 0% | 0 | 0% |
| | CORSICA FERRIES | 32 686 | 18% | 328 169 | 15% |
| | TOTAL | 32 686 | 18% | 328 169 | 15% |

| Longueur Transportée | Mars | Evolut° | 12 mois | Evolut° | |
|----------------------|---------------|---------|---------|---------|-----|
| E | AJACCIO | 25 427 | 4% | 298 498 | -1% |
| N | BASTIA | 44 593 | 3% | 493 613 | 0% |
| T | CALVI | 79 | 147% | 923 | 30% |
| R | L'ILE ROUSSE | 2 175 | 228% | 43 098 | 5% |
| E | PROPRIANO | 3 214 | 8% | 41 502 | -3% |
| E | PORTO VECCHIO | 5 111 | -22% | 66 802 | -7% |
| S | TOTAL | 80 599 | 3% | 944 436 | -1% |

| | | | | | |
|----------|---------------|--------|------|---------|-----|
| S | AJACCIO | 23 669 | 2% | 286 845 | 0% |
| O | BASTIA | 41 488 | 2% | 482 552 | 0% |
| R | CALVI | 29 | 480% | 816 | -8% |
| T | L'ILE ROUSSE | 2 393 | 26% | 38 448 | 4% |
| I | PROPRIANO | 2 397 | -5% | 31 595 | -3% |
| E | PORTO VECCHIO | 4 507 | -14% | 60 959 | -4% |
| S | TOTAL | 74 483 | 1% | 901 215 | 0% |

| | | | | | |
|----------|---------------|---------|------|-----------|-----|
| T | AJACCIO | 49 096 | 3% | 585 343 | 0% |
| O | BASTIA | 86 081 | 2% | 976 165 | 0% |
| T | CALVI | 108 | 192% | 1 739 | 9% |
| A | L'ILE ROUSSE | 4 568 | 78% | 81 546 | 5% |
| L | PROPRIANO | 5 611 | 2% | 73 097 | -3% |
| | PORTO VECCHIO | 9 618 | -18% | 127 761 | -5% |
| | TOTAL | 155 082 | 2% | 1 845 651 | 0% |

| | | | | | |
|------------|-----------------|---------|------|-----------|-----|
| CIE | C.M.N. | 57 133 | -10% | 676 377 | -3% |
| | S.N.C.M. | 62 650 | 8% | 808 552 | -3% |
| | CORSICA FERRIES | 35 299 | 17% | 360 722 | 13% |
| | TOTAL | 155 082 | 2% | 1 845 651 | 0% |