

OBSERVATOIRE REGIONAL
DES TRANSPORTS
DE LA CORSE

CORSE TRANSPORTS "MARCHANDISES" Longueur Roll (Trafic National)

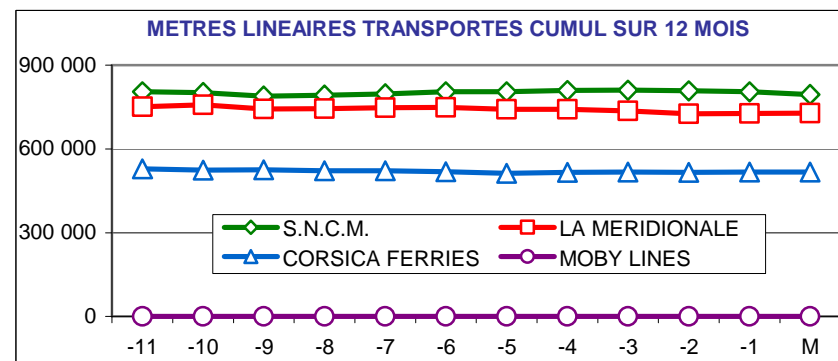
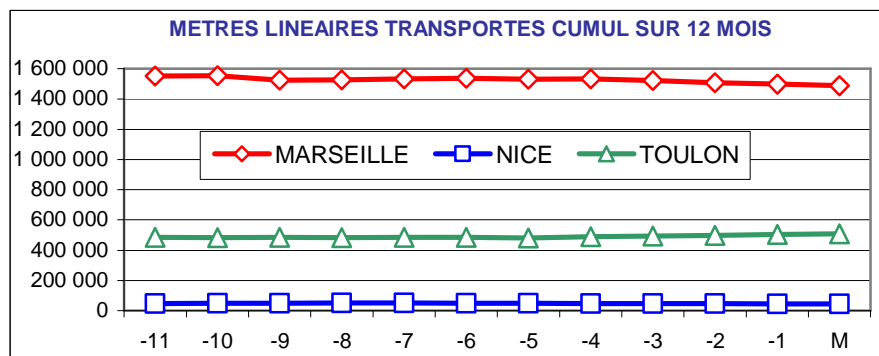
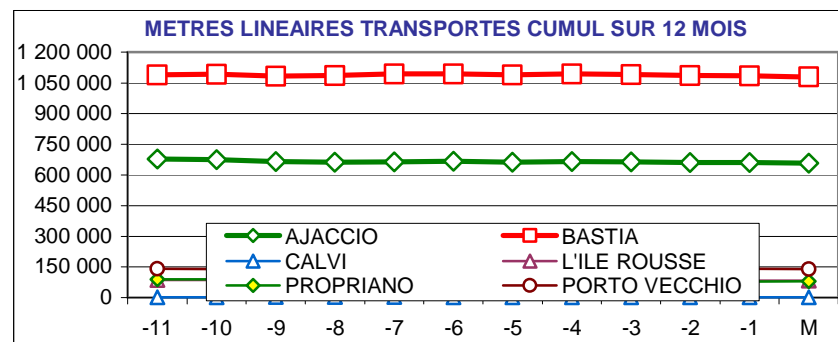


Février 2013

-5%

147 547 Mètres Linéaires transportés (Entrée + Sortie)

| PORTS | Evolutions | |
|---------------|--------------|---------------|
| | Mensuelle | Cumul 12 mois |
| AJACCIO | -5% ↓ | -4% ↓ |
| BASTIA | -5% ↓ | 0% ↓ |
| CALVI | N.S. ↑ | -32% ↓ |
| L'ILE ROUSSE | 5% ↑ | -2% ↓ |
| PROPRIANO | 11% ↑ | -14% ↓ |
| PORTO VECCHIO | -14% ↓ | 4% ↑ |
| MARSEILLE | -9% ↓ | -2% ↓ |
| NICE | 2% ↑ | -6% ↓ |
| TOULON | 7% ↑ | 0% ↑ |
| TOTAL | -5% ↓ | -2% ↓ |



DIRECTION REGIONALE DE L'ENVIRONNEMENT DE L'AMENAGEMENT ET DU LOGEMENT DE LA CORSE

CS 10 006 20704 AJACCIO Cedex 9 TEL 04 95 51 79 47 FAX 04 95 51 79 89 Site Internet : www.ortc.info Email : ort.corse@wanadoo.fr

TRAFICS ROLL Français (Mètres linéaires)

Février 2013

CORSE - MARSEILLE

CORSE - NICE

| | Longueur Transportée | Février | Evolut° | 12 mois | Evolut° |
|----------|----------------------|---------------|------------|----------------|------------|
| E | AJACCIO | 18 644 | -7% | 254 120 | -2% |
| N | BASTIA | 22 359 | -15% | 337 126 | -4% |
| T | CALVI | 0 | N.S. | 0 | N.S. |
| R | L'ILE ROUSSE | 3 036 | 6% | 43 224 | -6% |
| E | PROPRIANO | 3 377 | 6% | 43 887 | -13% |
| E | PORTO VECCHIO | 4 950 | -9% | 71 102 | 3% |
| S | TOTAL | 52 366 | -9% | 749 459 | -3% |

| | Longueur Transportée | Février | Evolut° | 12 mois | Evolut° |
|----------|----------------------|--------------|------------|---------------|------------|
| E | AJACCIO | 180 | 154% | 2 017 | 66% |
| N | BASTIA | 1 778 | 5% | 25 594 | -5% |
| T | CALVI | 0 | N.S. | 885 | -26% |
| R | L'ILE ROUSSE | 0 | 0% | 0 | 0% |
| E | PROPRIANO | 0 | 0% | 0 | 0% |
| E | PORTO VECCHIO | 0 | 0% | 0 | 0% |
| S | TOTAL | 1 958 | 11% | 28 496 | -3% |

| | | | | | |
|----------|---------------|---------------|------------|----------------|------------|
| S | AJACCIO | 17 515 | -12% | 249 820 | -4% |
| O | BASTIA | 23 119 | -9% | 348 007 | 1% |
| R | CALVI | 0 | N.S. | 0 | N.S. |
| T | L'ILE ROUSSE | 2 350 | 4% | 36 012 | -1% |
| I | PROPRIANO | 2 849 | 19% | 35 469 | -15% |
| E | PORTO VECCHIO | 4 089 | -20% | 68 969 | 4% |
| S | TOTAL | 49 922 | -9% | 738 277 | -2% |

| | | | | | |
|----------|---------------|------------|-------------|---------------|-------------|
| S | AJACCIO | 92 | 59% | 1 566 | -20% |
| O | BASTIA | 906 | -15% | 14 318 | -10% |
| R | CALVI | 0 | N.S. | 1 007 | -14% |
| T | L'ILE ROUSSE | 0 | 0% | 0 | 0% |
| I | PROPRIANO | 0 | 0% | 0 | 0% |
| E | PORTO VECCHIO | 0 | 0% | 0 | 0% |
| S | TOTAL | 998 | -11% | 16 891 | -11% |

| | | | | | |
|----------|---------------|----------------|------------|------------------|------------|
| T | AJACCIO | 36 159 | -10% | 503 940 | -3% |
| O | BASTIA | 45 478 | -12% | 685 133 | -1% |
| O | CALVI | 0 | N.S. | 0 | N.S. |
| T | L'ILE ROUSSE | 5 386 | 5% | 79 236 | -4% |
| A | PROPRIANO | 6 226 | 11% | 79 356 | -14% |
| L | PORTO VECCHIO | 9 039 | -14% | 140 071 | 4% |
| | TOTAL | 102 288 | -9% | 1 487 736 | -2% |

| | | | | | |
|----------|---------------|--------------|-----------|---------------|------------|
| T | AJACCIO | 272 | 111% | 3 583 | 13% |
| O | BASTIA | 2 684 | -3% | 39 912 | -7% |
| O | CALVI | 0 | N.S. | 1 892 | -20% |
| T | L'ILE ROUSSE | 0 | 0% | 0 | 0% |
| A | PROPRIANO | 0 | 0% | 0 | 0% |
| L | PORTO VECCHIO | 0 | 0% | 0 | 0% |
| | TOTAL | 2 956 | 2% | 45 387 | -6% |

| | | | | | |
|------------|-----------------|----------------|------------|------------------|------------|
| CIE | LA MERIDIONALE | 54 414 | 2% | 729 240 | -3% |
| | S.N.C.M. | 47 874 | -20% | 758 496 | -1% |
| | CORSICA FERRIES | 0 | N.S. | 0 | N.S. |
| | TOTAL | 102 288 | -9% | 1 487 736 | -2% |

| | | | | | |
|------------|-----------------|--------------|-----------|---------------|------------|
| CIE | LA MERIDIONALE | 0 | 0% | 0 | 0% |
| | S.N.C.M. | 0 | 0% | 0 | 0% |
| | CORSICA FERRIES | 2 956 | 2% | 45 387 | -6% |
| | TOTAL | 2 956 | 2% | 45 387 | -6% |

TRAFICS ROLL Français (Mètres linéaires)

Février 2013

CORSE - TOULON

CORSE - TOTAL

| Longueur Transportée | | Février | Evolut° | 12 mois | Evolut° |
|----------------------|---------------|---------------|-----------|----------------|-----------|
| E | AJACCIO | 5 815 | 5% | 80 038 | -3% |
| N | BASTIA | 16 927 | 10% | 186 287 | 5% |
| T | CALVI | 0 | N.S. | 0 | N.S. |
| R | L'ILE ROUSSE | 0 | N.S. | 1 910 | 61% |
| E | PROPRIANO | 0 | 0% | 0 | 0% |
| E | PORTO VECCHIO | 0 | 0% | 0 | 0% |
| S | TOTAL | 22 742 | 9% | 268 235 | 2% |

| Longueur Transportée | | Février | Evolut° | 12 mois | Evolut° |
|----------------------|---------------|---------------|------------|------------------|------------|
| E | AJACCIO | 24 639 | -4% | 336 175 | -2% |
| N | BASTIA | 41 064 | -5% | 549 007 | -1% |
| T | CALVI | 0 | N.S. | 885 | -44% |
| R | L'ILE ROUSSE | 3 036 | 6% | 45 134 | -4% |
| E | PROPRIANO | 3 377 | 6% | 43 887 | -13% |
| E | PORTO VECCHIO | 4 950 | -9% | 71 102 | 3% |
| S | TOTAL | 77 066 | -4% | 1 046 190 | -2% |

| | | | | | |
|---|---------------|---------------|-----------|----------------|------------|
| S | AJACCIO | 5 330 | 14% | 70 021 | -6% |
| O | BASTIA | 14 231 | 2% | 168 259 | -1% |
| R | CALVI | 0 | N.S. | 0 | N.S. |
| T | L'ILE ROUSSE | 0 | N.S. | 1 954 | 46% |
| I | PROPRIANO | 0 | 0% | 0 | 0% |
| E | PORTO VECCHIO | 0 | 0% | 0 | 0% |
| S | TOTAL | 19 561 | 5% | 240 234 | -2% |


| | | | | | |
|---|---------------|---------------|------------|----------------|------------|
| S | AJACCIO | 22 937 | -7% | 321 407 | -5% |
| O | BASTIA | 38 256 | -5% | 530 584 | 0% |
| R | CALVI | 0 | N.S. | 1 007 | -17% |
| T | L'ILE ROUSSE | 2 350 | 4% | 37 966 | 0% |
| I | PROPRIANO | 2 849 | 19% | 35 469 | -15% |
| E | PORTO VECCHIO | 4 089 | -20% | 68 969 | 4% |
| S | TOTAL | 70 481 | -6% | 995 402 | -2% |

| | | | | | |
|---|---------------|---------------|-----------|----------------|-----------|
| T | AJACCIO | 11 145 | 9% | 150 059 | -5% |
| O | BASTIA | 31 158 | 7% | 354 546 | 2% |
| T | CALVI | 0 | N.S. | 0 | N.S. |
| A | L'ILE ROUSSE | 0 | N.S. | 3 864 | 53% |
| L | PROPRIANO | 0 | 0% | 0 | 0% |
| | PORTO VECCHIO | 0 | 0% | 0 | 0% |
| | TOTAL | 42 303 | 7% | 508 469 | 0% |

| | | | | | |
|---|---------------|----------------|------------|------------------|------------|
| T | AJACCIO | 47 576 | -5% | 657 582 | -4% |
| O | BASTIA | 79 320 | -5% | 1 079 591 | 0% |
| T | CALVI | 0 | N.S. | 1 892 | -32% |
| A | L'ILE ROUSSE | 5 386 | 5% | 83 100 | -2% |
| L | PROPRIANO | 6 226 | 11% | 79 356 | -14% |
| | PORTO VECCHIO | 9 039 | -14% | 140 071 | 4% |
| | TOTAL | 147 547 | -5% | 2 041 592 | -2% |

| | | | | | |
|-----|-----------------|---------------|-----------|----------------|-----------|
| CIE | LA MERIDIONALE | 0 | 0% | 0 | 0% |
| | S.N.C.M. | 4 609 | 135% | 36 333 | 1754% |
| | CORSICA FERRIES | 37 694 | 1% | 472 136 | -7% |
| | MOBY LINES | 0 | N.S. | 0 | N.S. |
| | TOTAL | 42 303 | 7% | 508 469 | 0% |

| | | | | | |
|-----|-----------------|----------------|------------|------------------|------------|
| CIE | LA MERIDIONALE | 54 414 | 2% | 729 240 | -3% |
| | S.N.C.M. | 52 483 | -15% | 794 829 | 3% |
| | CORSICA FERRIES | 40 650 | 1% | 517 523 | -7% |
| | MOBY LINES | 0 | N.S. | 0 | N.S. |
| | TOTAL | 147 547 | -5% | 2 041 592 | -2% |



OBSERVATOIRE REGIONAL
DES TRANSPORTS
DE LA CORSE

CORSE TRANSPORTS "MARCHANDISES"

Tonnages Nets Roll & Spécialisé
Traffics Français et Italiens



Direction régionale
de l'Environnement,
de l'Aménagement
et du Logement


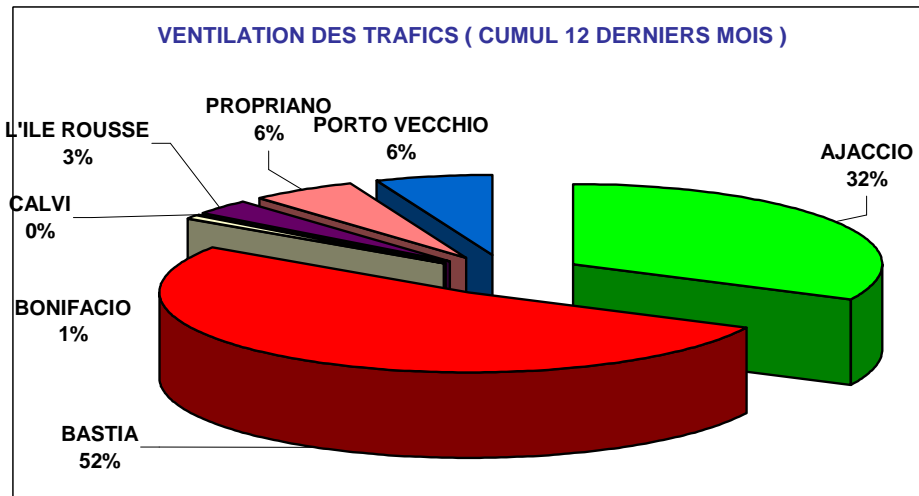
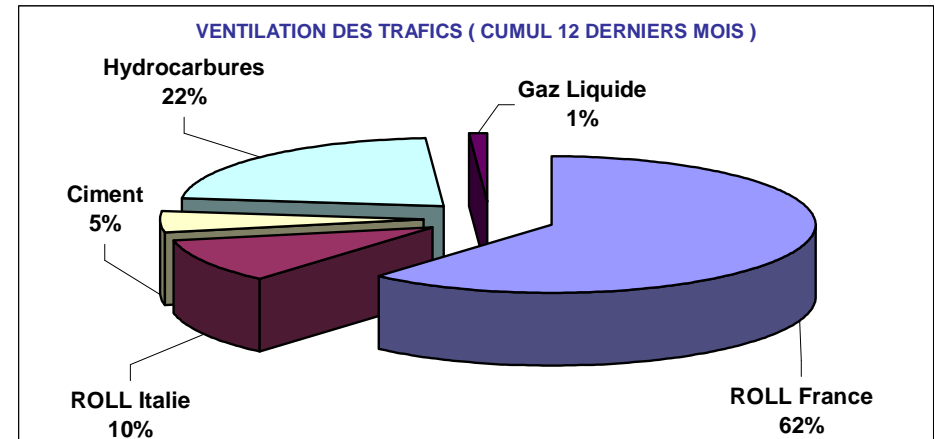
CORSE

Février 2013

-7%

173 934 Tonnes Net (Entrées + Sorties)

| PORTS | Evolutions | | | |
|---------------|------------|----------|---------------|----------|
| | Mensuelle | | Cumul 12 mois | |
| AJACCIO | -3% | ↓ | -8% | ↓ |
| BASTIA | -12% | ↓ | -6% | ↓ |
| BONIFACIO | -7% | ↓ | -21% | ↓ |
| CALVI | N.S. | ↑ | -72% | ↓ |
| L'ILE ROUSSE | 13% | ↑ | -11% | ↓ |
| PROPRIANO | 16% | ↑ | 4% | ↑ |
| PORTO VECCHIO | -11% | ↓ | 2% | ↑ |
| TOTAL | -7% | ↓ | -6% | ↓ |



DIRECTION REGIONALE DE L'ENVIRONNEMENT DE L'AMENAGEMENT ET DU LOGEMENT DE LA CORSE

CS 10 006 20704 AJACCIO Cedex 9 TEL 04 95 51 79 47 FAX 04 95 51 79 89 Site Internet : www.ortc.info Email : ort.corse@wanadoo.fr

TRAFICS ROLL & SPECIALISES (Tonnages Nets)

Février 2013

| Tonnage Net Transporté | France | | | | | Italie | TOTAL MENSUEL | | |
|----------------------------|---------------|---------------|--------------|---------------|--------------|----------------|---------------|----------------|-------------|
| | ROLL | CIMENT | HYDROC | GAZ | TOTAL | ROLL | TONNAGE | Evolution | |
| E N T R E S | AJACCIO | 27 072 | 2 807 | 19 352 | 1 985 | 51 216 | 0 | 51 216 | -3% |
| | BASTIA | 42 380 | 2 039 | 17 562 | 2 090 | 64 071 | 13 287 | 77 358 | -19% |
| | BONIFACIO | --- | --- | --- | --- | 0 | 1 212 | 1 212 | -1% |
| | CALVI | 0 | 0 | --- | --- | 0 | 0 | 0 | N.S. |
| | L'ILE ROUSSE | 3 170 | 1 444 | --- | --- | 4 614 | 0 | 4 614 | 13% |
| | PROPRIANO | 4 766 | 0 | --- | --- | 4 766 | 5 210 | 9 976 | 11% |
| | PORTO VECCHIO | 5 964 | 3 530 | --- | --- | 9 494 | 0 | 9 494 | -9% |
| | TOTAL | 83 352 | 9 820 | 36 914 | 4 075 | 134 161 | 19 709 | 153 870 | -11% |
| Evolution | -10% | -12% | -16% | -25% | -12% | -2% | | | |

| CUMUL 12 MOIS | |
|------------------|------------|
| TONNAGE | Evolution |
| 680 341 | -6% |
| 1 031 051 | -7% |
| 12 159 | -24% |
| 362 | -76% |
| 66 415 | -9% |
| 125 337 | 4% |
| 125 711 | 3% |
| 2 041 376 | -6% |

| | | | | | | | | | |
|---------------------------------|---------------|---------------|------------|------------|------------|---------------|------------|---------------|------------|
| S O R T I E S | AJACCIO | 4 523 | --- | --- | --- | 4 523 | 0 | 4 523 | -4% |
| | BASTIA | 13 526 | --- | --- | --- | 13 526 | 282 | 13 808 | 64% |
| | BONIFACIO | --- | --- | --- | --- | --- | 177 | 177 | -37% |
| | CALVI | 0 | --- | --- | --- | 0 | 0 | 0 | N.S. |
| | L'ILE ROUSSE | 7 | --- | --- | --- | 7 | 0 | 7 | -74% |
| | PROPRIANO | 492 | --- | --- | --- | 492 | 281 | 773 | 192% |
| | PORTO VECCHIO | 776 | --- | --- | --- | 776 | 0 | 776 | -35% |
| | TOTAL | 19 324 | 0 | 0 | 0 | 19 324 | 740 | 20 064 | 35% |
| Evolution | 42% | --- | --- | --- | 42% | -44% | | | |

| | |
|----------------|------------|
| 59 476 | -21% |
| 165 491 | 8% |
| 3 103 | -5% |
| 147 | -54% |
| 1 059 | -66% |
| 5 014 | 1% |
| 13 842 | -2% |
| 248 132 | -2% |

| | | | | | | | | | |
|-----------------------|---------------|----------------|--------------|---------------|--------------|----------------|---------------|----------------|------------|
| T O T A L | AJACCIO | 31 595 | 2 807 | 19 352 | 1 985 | 55 739 | 0 | 55 739 | -3% |
| | BASTIA | 55 906 | 2 039 | 17 562 | 2 090 | 77 597 | 13 569 | 91 166 | -12% |
| | BONIFACIO | --- | --- | --- | --- | 0 | 1 389 | 1 389 | -7% |
| | CALVI | 0 | 0 | --- | --- | 0 | 0 | 0 | N.S. |
| | L'ILE ROUSSE | 3 177 | 1 444 | --- | --- | 4 621 | 0 | 4 621 | 13% |
| | PROPRIANO | 5 258 | 0 | --- | --- | 5 258 | 5 491 | 10 749 | 16% |
| | PORTO VECCHIO | 6 740 | 3 530 | --- | --- | 10 270 | 0 | 10 270 | -11% |
| | TOTAL | 102 676 | 9 820 | 36 914 | 4 075 | 153 485 | 20 449 | 173 934 | -7% |
| Evolution | -3% | -12% | -16% | -25% | -8% | -5% | | | |

| | |
|------------------|------------|
| 739 817 | -8% |
| 1 196 542 | -6% |
| 15 262 | -21% |
| 509 | -72% |
| 67 474 | -11% |
| 130 351 | 4% |
| 139 553 | 2% |
| 2 289 508 | -6% |

| | | |
|--------------|----------------|------------|
| France | 153 485 | -8% |
| Italie | 20 449 | -5% |
| TOTAL | 173 934 | -7% |

| | |
|------------------|------------|
| 2 051 072 | -6% |
| 238 436 | 0% |
| 2 289 508 | -6% |

| | | | | |
|------------------------|--------|-----------------|----------------|------------|
| TRAFICS | ROLL | CORSICA FERRIES | 35 291 | -6% |
| | | LA MERIDIONALE | 50 299 | 18% |
| | | MOBY LINES | 0 | N.S. |
| | | SAREMAR | 1 389 | -7% |
| | | S.N.C.M. | 36 146 | -20% |
| | | TOTAL | 123 125 | -3% |
| TRAFICS SPECIALISES | CIMENT | SOMECA | 9 820 | -12% |
| | HYDROC | FOUQUET | 36 914 | -16% |
| | GAZ | SEA TERMINAL | 4 075 | -25% |

| | |
|------------------|------------|
| 434 852 | -8% |
| 639 432 | 3% |
| 10 669 | -64% |
| 9 683 | -16% |
| 549 470 | -4% |
| 1 644 106 | -4% |
| 120 547 | -4% |
| 499 373 | -11% |
| 25 482 | -9% |

TRAFICS ROLL Français (Tonnages Nets)

Février 2013

CORSE - MARSEILLE

CORSE - NICE

| Tonnage Net Transporté | | Février | Evolut° | 12 mois | Evolut° |
|------------------------|---------------|---------------|-------------|----------------|------------|
| E | AJACCIO | 21 993 | -14% | 305 437 | -4% |
| N | BASTIA | 23 533 | -22% | 374 717 | -5% |
| T | CALVI | 0 | N.S. | 0 | N.S. |
| R | L'ILE ROUSSE | 3 164 | 14% | 46 767 | -14% |
| E | PROPRIANO | 4 766 | 32% | 60 343 | -16% |
| E | PORTO VECCHIO | 5 964 | -5% | 85 515 | -1% |
| S | TOTAL | 59 420 | -13% | 872 779 | -6% |

| Tonnage Net Transporté | | Février | Evolut° | 12 mois | Evolut° |
|------------------------|---------------|--------------|------------|---------------|-------------|
| E | AJACCIO | 1 449 | 49% | 7 550 | -28% |
| N | BASTIA | 1 923 | -1% | 25 176 | -8% |
| T | CALVI | 0 | N.S. | 317 | -79% |
| R | L'ILE ROUSSE | 6 | 500% | 210 | -64% |
| E | PROPRIANO | 0 | 0% | 0 | 0% |
| E | PORTO VECCHIO | 0 | 0% | 0 | 0% |
| S | TOTAL | 3 378 | 16% | 33 253 | -17% |

| | | | | | |
|---|---------------|---------------|------------|----------------|-----------|
| S | AJACCIO | 4 185 | -5% | 55 715 | -22% |
| O | BASTIA | 12 759 | 85% | 146 820 | 17% |
| R | CALVI | 0 | N.S. | 0 | N.S. |
| T | L'ILE ROUSSE | 5 | -81% | 878 | -69% |
| I | PROPRIANO | 492 | 1438% | 2 011 | -22% |
| E | PORTO VECCHIO | 776 | -35% | 13 842 | -2% |
| S | TOTAL | 18 217 | 45% | 219 266 | 1% |

| | | | | | |
|---|---------------|-----------|------------|------------|-------------|
| S | AJACCIO | 9 | 50% | 295 | -47% |
| O | BASTIA | 2 | N.S. | 487 | -56% |
| R | CALVI | 0 | N.S. | 71 | -78% |
| T | L'ILE ROUSSE | 2 | 100% | 45 | 80% |
| I | PROPRIANO | 0 | 0% | 0 | 0% |
| E | PORTO VECCHIO | 0 | 0% | 0 | 0% |
| S | TOTAL | 13 | 86% | 898 | -55% |

| | | | | | |
|---|---------------|---------------|------------|------------------|------------|
| T | AJACCIO | 26 178 | -13% | 361 152 | -7% |
| O | BASTIA | 36 292 | -2% | 521 537 | 0% |
| O | CALVI | 0 | N.S. | 0 | N.S. |
| T | L'ILE ROUSSE | 3 169 | 13% | 47 645 | -16% |
| A | PROPRIANO | 5 258 | 44% | 62 354 | -16% |
| L | PORTO VECCHIO | 6 740 | -10% | 99 357 | -2% |
| | TOTAL | 77 637 | -4% | 1 092 045 | -4% |

| | | | | | |
|---|---------------|--------------|------------|---------------|-------------|
| T | AJACCIO | 1 458 | 49% | 7 845 | -29% |
| O | BASTIA | 1 925 | -1% | 25 663 | -10% |
| O | CALVI | 0 | N.S. | 388 | -79% |
| T | L'ILE ROUSSE | 8 | 300% | 255 | -58% |
| A | PROPRIANO | 0 | 0% | 0 | 0% |
| L | PORTO VECCHIO | 0 | 0% | 0 | 0% |
| | TOTAL | 3 391 | 16% | 34 151 | -19% |

| | | | | | |
|-----|-----------------|---------------|------------|------------------|------------|
| CIE | LA MERIDIONALE | 44 808 | 13% | 573 055 | -1% |
| | S.N.C.M. | 32 829 | -21% | 518 990 | -8% |
| | CORSICA FERRIES | 0 | N.S. | 0 | N.S. |
| | TOTAL | 77 637 | -4% | 1 092 045 | -4% |

| | | | | | |
|-----|-----------------|--------------|------------|---------------|-------------|
| CIE | LA MERIDIONALE | 0 | 0% | 0 | 0% |
| | S.N.C.M. | 8 | 300% | 105 | -65% |
| | CORSICA FERRIES | 3 383 | 16% | 34 046 | -18% |
| | TOTAL | 3 391 | 16% | 34 151 | -18% |

TRAFICS ROLL Français (Tonnages Nets)

Février 2013

CORSE - TOULON

CORSE - TOTAL

| Tonnage Net Transporté | | Février | Evolut° | 12 mois | Evolut° |
|------------------------|---------------|---------|---------|---------|---------|
| E | AJACCIO | 3 630 | -9% | 68 960 | -13% |
| N | BASTIA | 16 924 | 1% | 191 932 | 1% |
| T | CALVI | 0 | N.S. | 0 | N.S. |
| R | L'ILE ROUSSE | 0 | N.S. | 1 222 | 24% |
| E | PROPRIANO | 0 | 0% | 0 | 0% |
| E | PORTO VECCHIO | 0 | 0% | 0 | 0% |
| S | TOTAL | 20 554 | -1% | 262 114 | -3% |

| Tonnage Net Transporté | | Février | Evolut° | 12 mois | Evolut° |
|------------------------|---------------|---------|---------|-----------|---------|
| E | AJACCIO | 27 072 | -11% | 381 947 | -6% |
| N | BASTIA | 42 380 | -13% | 591 825 | -3% |
| T | CALVI | 0 | N.S. | 317 | -79% |
| R | L'ILE ROUSSE | 3 170 | 14% | 48 199 | -13% |
| E | PROPRIANO | 4 766 | 32% | 60 343 | -16% |
| E | PORTO VECCHIO | 5 964 | -5% | 85 515 | -1% |
| S | TOTAL | 83 352 | -10% | 1 168 146 | -6% |

| | | | | | |
|---|---------------|-------|------|--------|------|
| S | AJACCIO | 329 | 14% | 3 466 | 4% |
| O | BASTIA | 765 | 5% | 13 758 | -9% |
| R | CALVI | 0 | N.S. | 0 | N.S. |
| T | L'ILE ROUSSE | 0 | N.S. | 136 | -49% |
| I | PROPRIANO | 0 | 0% | 0 | 0% |
| E | PORTO VECCHIO | 0 | 0% | 0 | 0% |
| S | TOTAL | 1 094 | 8% | 17 360 | -7% |

| | | | | | |
|---|---------------|--------|-------|---------|------|
| S | AJACCIO | 4 523 | -4% | 59 476 | -21% |
| O | BASTIA | 13 526 | 78% | 161 065 | 14% |
| R | CALVI | 0 | N.S. | 71 | -78% |
| T | L'ILE ROUSSE | 7 | -74% | 1 059 | -66% |
| I | PROPRIANO | 492 | 1438% | 2 011 | -22% |
| E | PORTO VECCHIO | 776 | -35% | 13 842 | -2% |
| S | TOTAL | 19 324 | 42% | 237 524 | 0% |

| | | | | | |
|---|---------------|--------|------|---------|------|
| T | AJACCIO | 3 959 | -8% | 72 426 | -12% |
| O | BASTIA | 17 689 | 1% | 205 690 | 0% |
| T | CALVI | 0 | N.S. | 0 | N.S. |
| A | L'ILE ROUSSE | 0 | N.S. | 1 358 | 9% |
| L | PROPRIANO | 0 | 0% | 0 | 0% |
| | PORTO VECCHIO | 0 | 0% | 0 | 0% |
| | TOTAL | 21 648 | -1% | 279 474 | -3% |

| | | | | | |
|---|---------------|---------|------|-----------|------|
| T | AJACCIO | 31 595 | -10% | 441 423 | -9% |
| O | BASTIA | 55 906 | -1% | 752 890 | 0% |
| T | CALVI | 0 | N.S. | 388 | -79% |
| A | L'ILE ROUSSE | 3 177 | 14% | 49 258 | -16% |
| L | PROPRIANO | 5 258 | 44% | 62 354 | -16% |
| | PORTO VECCHIO | 6 740 | -10% | 99 357 | -2% |
| | TOTAL | 102 676 | -3% | 1 405 670 | -5% |

| | | | | | |
|-----|-----------------|--------|------|---------|-------|
| CIE | LA MERIDIONALE | 0 | 0% | 0 | 0% |
| | S.N.C.M. | 3 309 | 186% | 27 993 | 2324% |
| | CORSICA FERRIES | 18 339 | -11% | 251 481 | -13% |
| | MOBY LINES | 0 | N.S. | 0 | N.S. |
| | TOTAL | 21 648 | -1% | 279 474 | -3% |

| | | | | | |
|-----|-----------------|---------|------|-----------|------|
| CIE | LA MERIDIONALE | 44 808 | 13% | 573 055 | -1% |
| | S.N.C.M. | 36 146 | -15% | 547 088 | -3% |
| | CORSICA FERRIES | 21 722 | -8% | 285 527 | -13% |
| | MOBY LINES | 0 | N.S. | 0 | N.S. |
| | TOTAL | 102 676 | -3% | 1 405 670 | -5% |

TRAFICS ROLL Italiens (Tonnages Nets)

Février 2013

CORSE - SAVONA

| Tonnage Net Transporté | | Février | Evolut° | 12 mois | Evolut° |
|------------------------|------------------------|--------------|-------------|---------------|------------|
| Entrées | BASTIA | 2 898 | 13% | 34 381 | 65% |
| | CALVI | 0 | N.S. | 45 | N.S. |
| | L'ILE ROUSSE | 0 | N.S. | 0 | N.S. |
| | TOTAL | 2 898 | 13% | 34 426 | 66% |
| Sorties | BASTIA | 105 | -20% | 2 056 | 36% |
| | CALVI | 0 | N.S. | 76 | N.S. |
| | L'ILE ROUSSE | 0 | N.S. | 0 | N.S. |
| | TOTAL | 105 | -20% | 2 132 | 41% |
| Total | BASTIA | 3 003 | 12% | 36 437 | 63% |
| | CALVI | 0 | N.S. | 121 | N.S. |
| | L'ILE ROUSSE | 0 | N.S. | 0 | N.S. |
| | TOTAL | 3 003 | 12% | 36 558 | 64% |
| dont | CORSICA FERRIES | 3 003 | 12% | 36 558 | 64% |

CORSE - GENES

| Tonnage Net Transporté | | Février | Evolut° | 12 mois | Evolut° |
|------------------------|-------------------|----------|-------------|-----------|-------------|
| Entrées | BASTIA | 0 | N.S. | 11 | -98% |
| | Sorties | 0 | N.S. | 8 | -94% |
| | TOTAL | 0 | N.S. | 19 | -98% |
| dont | MOBY LINES | 0 | N.S. | 19 | -98% |

CORSE - LIVOURNE

| Tonnage Net Transporté | | Février | Evolut° | 12 mois | Evolut° |
|------------------------|------------------------|---------------|-------------|----------------|-------------|
| Entrées | BASTIA | 10 389 | -4% | 115 476 | -14% |
| | Sorties | 177 | -74% | 2 362 | -75% |
| | TOTAL | 10 566 | -8% | 117 838 | -18% |
| dont | CORSICA FERRIES | 10 566 | -8% | 112 767 | -8% |
| | MOBY LINES | 0 | N.S. | 5 071 | -76% |

CORSE - PORTO TORRES

| Tonnage Net Transporté | | Février | Evolut° | 12 mois | Evolut° |
|------------------------|-----------------------------|--------------|-------------|---------------|-------------|
| Entrées | AJACCIO | 0 | N.S. | 762 | -27% |
| | PROPRIANO | 5 210 | -3% | 64 994 | 34% |
| | TOTAL | 5 210 | -3% | 65 756 | 7% |
| Sorties | AJACCIO | 0 | N.S. | 0 | N.S. |
| | PROPRIANO | 281 | 21% | 3 003 | 27% |
| | TOTAL | 281 | 21% | 3 003 | 27% |
| Total | AJACCIO | 0 | -27% | 762 | -27% |
| | PROPRIANO | 5 491 | -2% | 67 997 | 33% |
| | TOTAL | 5 491 | -7% | 68 759 | 33% |
| dont | MERIDIONALE S.N.C.M. | 5 491 | 77% | 66 377 | 60% |
| | | 0 | N.S. | 2 382 | -77% |

CORSE - SANTA TERESA

| Tonnage Net Transporté | | Février | Evolut° | 12 mois | Evolut° |
|------------------------|-------------------|--------------|-------------|---------------|-------------|
| Entrées | BONIFACIO | 1 212 | -1% | 12 159 | -24% |
| | Sorties | 177 | -37% | 3 103 | -5% |
| Total | TOTAL | 1 389 | -37% | 15 262 | -29% |
| dont | MOBY LINES | 0 | N.S. | 5 579 | -27% |
| | SAREMAR | 1 389 | -7% | 9 683 | -16% |

CORSE - TOTAL

| Tonnage Net Transporté | | Février | Evolut° | 12 mois | Evolut° |
|------------------------|--------------|---------------|------------|----------------|-----------|
| E | AJACCIO | 0 | N.S. | 762 | -27% |
| N | BASTIA | 13 287 | -1% | 149 868 | -4% |
| T | BONIFACIO | 1 212 | -1% | 12 159 | -24% |
| R | CALVI | 0 | N.S. | 45 | N.S. |
| E | L'ILE ROUSSE | 0 | N.S. | 0 | N.S. |
| E | PROPRIANO | 5 210 | -3% | 64 994 | 34% |
| S | TOTAL | 19 709 | -2% | 227 828 | 3% |

| | | | | | |
|---|--------------|------------|-------------|---------------|-------------|
| S | AJACCIO | 0 | N.S. | 0 | N.S. |
| O | BASTIA | 282 | -65% | 4 426 | -60% |
| R | BONIFACIO | 177 | -37% | 3 103 | -5% |
| T | CALVI | 0 | N.S. | 76 | N.S. |
| I | L'ILE ROUSSE | 0 | N.S. | 0 | N.S. |
| E | PROPRIANO | 281 | 21% | 3 003 | 27% |
| S | TOTAL | 740 | -44% | 10 608 | -36% |

| | | | | | |
|---|--------------|---------------|------------|----------------|-----------|
| T | AJACCIO | 0 | N.S. | 762 | -27% |
| O | BASTIA | 13 569 | -4% | 154 294 | -8% |
| T | BONIFACIO | 1 389 | -7% | 15 262 | -21% |
| A | CALVI | 0 | N.S. | 121 | N.S. |
| L | L'ILE ROUSSE | 0 | N.S. | 0 | N.S. |
| | PROPRIANO | 5 491 | -2% | 67 997 | N.S. |
| | TOTAL | 20 449 | -5% | 238 436 | 0% |

| | | | | | |
|-----|-----------------------------|---------------|-------------|----------------|-------------|
| CIE | MERIDIONALE S.N.C.M. | 5 491 | 77% | 66 377 | 60% |
| | | 0 | N.S. | 2 382 | -77% |
| | CORSICA FERRIES | 13 569 | -4% | 149 325 | 3% |
| | MOBY LINES | 0 | N.S. | 10 669 | -64% |
| | SAREMAR | 1 389 | -7% | 9 683 | -16% |
| | TOTAL | 20 449 | -5% | 238 436 | 0% |