

OBSERVATOIRE REGIONAL
DES TRANSPORTS
DE LA CORSE

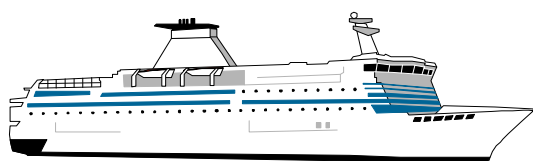
CORSE TRANSPORTS "VOYAGEURS"



Juin

2017

+ 12%




459 785 Passagers

↗ **11,17%**




457 695 Passagers

↗ **12,44%**



175 797 Véhicules

↗ **9,95%**



**TRAFICS NON
COMMUNIQUES**

DIRECTION REGIONALE DE L'ENVIRONNEMENT DE L'AMENAGEMENT ET DU LOGEMENT DE LA CORSE

19, Cours Napoléon CS 10 006 20704 AJACCIO CEDEX 9 TEL 04 95 51 79 47 FAX 04 95 51 79 89

Site Internet : www.ortc.info E mail : ort.corse@wanadoo.fr

LIAISONS AERIENNES ET MARITIMES PASSAGERS

(Sur lignes régulières et charters)

TABLEAUX RECAPITULATIFS

Jun 2017

12 derniers mois

ENTREES + SORTIES

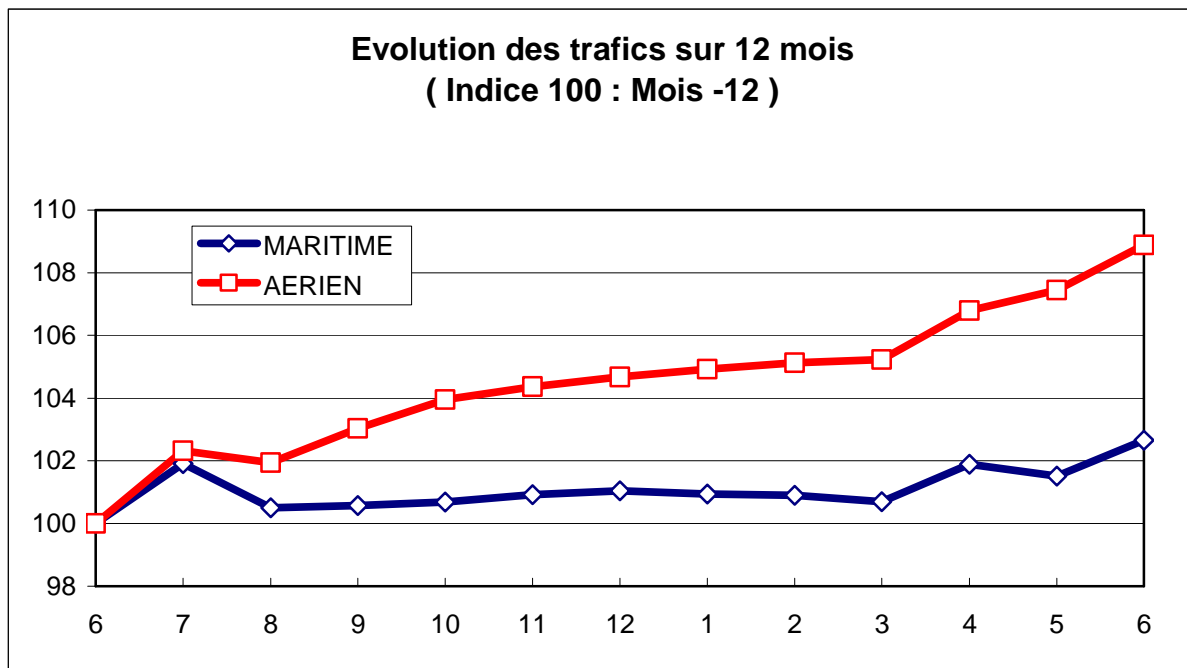
PASSAGERS Evolut°N / N-1

PASSAGERS Evolut°N / N-1

| | | |
|-----------------------|--------------|--|
| A I R | FRANCE | |
| | ETRANGER | |
| | TOTAL | |
| M E R | FRANCE | |
| | ETRANGER | |
| | TOTAL | |
| T O T A L | FRANCE | |
| | ETRANGER | |
| | TOTAL | |

| | |
|----------------|---------------|
| 372 206 | 10,96% |
| 85 489 | 19,33% |
| 457 695 | 12,44% |
| 269 491 | 2,42% |
| 190 294 | 26,47% |
| 459 785 | 11,17% |
| 641 697 | 7,21% |
| 275 783 | 24,17% |
| 917 480 | 11,80% |

| | |
|------------------|--------------|
| 3 267 783 | 7,81% |
| 550 287 | 15,72% |
| 3 818 070 | 8,88% |
| 2 754 829 | 1,14% |
| 1 368 816 | 6,08% |
| 4 123 645 | 2,73% |
| 6 022 612 | 4,65% |
| 1 919 103 | 8,67% |
| 7 941 715 | 5,60% |





Jun 2017

TRAFIC PASSAGERS AERIENS

(Sur lignes commerciales)

. I .

LIGNES FRANCAISES

| | AJACCIO | BASTIA | CALVI | FIGARI | TOTAL |
|----------------------|------------------|------------------|----------------|----------------|------------------|
| BORDEAUX | 9 834 | 4 165 | 0 | 4 117 | 18 116 |
| LILLE | 5 032 | 4 314 | 393 | 3 575 | 13 314 |
| LYON | 10 101 | 9 682 | 2 | 2 727 | 22 512 |
| MARSEILLE | 22 156 | 19 951 | 5 897 | 10 214 | 58 218 |
| MONTPELLIER | 1 161 | 701 | 0 | 0 | 1 862 |
| NANTES | 13 801 | 10 243 | 995 | 6 585 | 31 624 |
| NICE | 9 793 | 8 020 | 3 133 | 4 583 | 25 529 |
| PARIS | 59 492 | 45 472 | 15 557 | 29 271 | 149 792 |
| STRASBOURG | 3 573 | 3 616 | 331 | 2 556 | 10 076 |
| TOULOUSE | 6 033 | 6 427 | 470 | 2 663 | 15 593 |
| AUTRES | 10 968 | 5 395 | 359 | 8 848 | 25 570 |
| FRANCE | 151 944 | 117 986 | 27 137 | 75 139 | 372 206 |
| Evolut° mens. | 8,61% | 6,05% | 4,75% | 28,70% | 10,96% |
| Total 12 mois | 1 313 326 | 1 121 846 | 259 734 | 572 877 | 3 267 783 |
| Evolut° 12 mois | 6,55% | 6,70% | 6,62% | 13,78% | 7,81% |

. II .

LIGNES ETRANGERES

| | AJACCIO | BASTIA | CALVI | FIGARI | TOTAL |
|----------------------|----------------|----------------|---------------|----------------|----------------|
| ALLEMAGNE | 0 | 10 692 | 2 648 | 15 | 13 355 |
| BELGIQUE | 5 961 | 5 463 | 593 | 8 517 | 20 534 |
| DANEMARK | 0 | 418 | 862 | 0 | 1 280 |
| PAYS BAS | 3 668 | 0 | 0 | 8 | 3 676 |
| ROYAUME UNI | 1 236 | 4 419 | 1 278 | 2 247 | 9 180 |
| SUEDE | 0 | 1 366 | 825 | 2 | 2 193 |
| SUISSE | 12 861 | 6 324 | 2 215 | 5 184 | 26 584 |
| AUTRES | 1 944 | 2 773 | 2 929 | 1 041 | 8 687 |
| TOTAL | 25 670 | 31 455 | 11 350 | 17 014 | 85 489 |
| Evolut° mens. | 23,75% | 24,13% | 0,75% | 19,07% | 19,33% |
| Total 12 mois | 172 713 | 204 544 | 67 075 | 105 955 | 550 287 |
| Evolut° 12 mois | 23,63% | 14,32% | 1,98% | 16,26% | 15,72% |

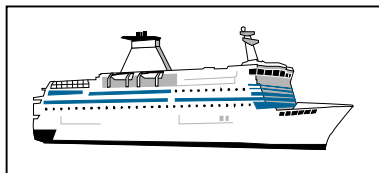
. III .

TRAFIC TOTAL

| | AJACCIO | BASTIA | CALVI | FIGARI | TOTAL |
|----------------------|------------------|------------------|----------------|----------------|------------------|
| TOTAL | 177 614 | 149 441 | 38 487 | 92 153 | 457 695 |
| Evolut° mens. | 10,57% | 9,41% | 3,53% | 26,81% | 12,44% |
| Total 12 mois | 1 486 039 | 1 326 390 | 326 809 | 678 832 | 3 818 070 |
| Evolut° 12 mois | 8,29% | 7,81% | 5,64% | 14,16% | 8,88% |

TRAFIC PASSAGERS MARITIMES

(Sur lignes régulières)



Juin 2017

. I .

LIGNES FRANCAISES

| | AJACCIO | BASTIA | BONIFACIO | CALVI | L'ILE R. | P. VECCHIO | PROPRIANO | TOTAL |
|----------------------|----------------|------------------|-----------|---------------|----------------|----------------|---------------|------------------|
| MARSEILLE | 18 579 | 20 650 | -- | 0 | 5 488 | 8 872 | 6 574 | 60 163 |
| NICE | 7 306 | 42 535 | -- | 0 | 9 471 | 8 267 | 0 | 67 579 |
| TOULON | 68 806 | 52 508 | -- | 0 | 19 088 | 1 347 | 0 | 141 749 |
| FRANCE | 94 691 | 115 693 | -- | 0 | 34 047 | 18 486 | 6 574 | 269 491 |
| Evolut° mens. | 0,15% | 11,47% | -- | N.S. | 19,56% | 1,69% | 3,90% | 2,42% |
| Total 12 mois | 964 687 | 1 141 117 | -- | 35 560 | 384 800 | 163 685 | 64 980 | 2 754 829 |
| Evolut° 12 mois | -4,00% | 4,50% | -- | -1,94% | -7,60% | 67,90% | -15,32% | 1,14% |

. II .

LIGNES ITALIENNES

| | AJACCIO | BASTIA | BONIFACIO | CALVI | L'ILE R. | P. VECCHIO | PROPRIANO | TOTAL |
|----------------------|--------------|------------------|----------------|--------------|---------------|---------------|--------------|------------------|
| CIVITA VEC. | -- | -- | -- | -- | -- | 0 | -- | 0 |
| GENES | 0 | 20 593 | -- | 0 | 0 | 0 | -- | 20 593 |
| GOLFO ARANCI | -- | 3 | -- | -- | -- | 592 | -- | 595 |
| LIVOURNE | -- | 76 644 | -- | -- | 0 | 0 | -- | 76 644 |
| LA SPEZIA | -- | 0 | -- | -- | -- | -- | -- | 0 |
| PALAU | -- | -- | -- | -- | -- | 0 | -- | 0 |
| PIOMBINO | -- | 0 | -- | -- | -- | -- | -- | 0 |
| P. FERRAIO | -- | 1 150 | -- | -- | -- | -- | -- | 1 150 |
| P. TORRES | 0 | -- | -- | -- | -- | 6 128 | 155 | 6 283 |
| Sta TERESA | -- | -- | 37 763 | -- | -- | -- | -- | 37 763 |
| SAVONA | 45 | 43 916 | -- | 0 | 3 051 | 254 | -- | 47 266 |
| ITALIE | 45 | 142 306 | 37 763 | 0 | 3 051 | 6 974 | 155 | 190 294 |
| Evolut° mens. | N.S. | 26,13% | 13,13% | N.S. | N.S. | 100,58% | -11,93% | 26,47% |
| Total 12 mois | 3 077 | 1 028 820 | 271 776 | 1 504 | 15 337 | 47 077 | 1 225 | 1 368 816 |
| Evolut° 12 mois | N.S. | 3,96% | 3,35% | -91,30% | -15,42% | 4617,13% | -12,25% | 6,08% |

. III .

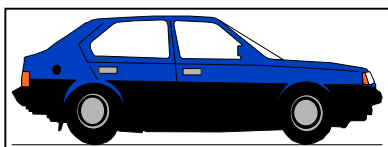
TRAFIC TOTAL

| | AJACCIO | BASTIA | BONIFACIO | CALVI | L'ILE R. | P. VECCHIO | PROPRIANO | TOTAL |
|----------------------|----------------|------------------|----------------|---------------|----------------|----------------|---------------|------------------|
| TOTAL | 94 736 | 257 999 | 37 763 | 0 | 37 098 | 25 460 | 6 729 | 459 785 |
| Evolut° mens. | 0,20% | 19,11% | 13,13% | N.S. | 30,28% | 17,57% | 3,48% | 11,17% |
| Total 12 mois | 967 764 | 2 169 937 | 271 776 | 37 064 | 400 137 | 210 762 | 66 205 | 4 123 645 |
| Evolut° 12 mois | -3,69% | 4,24% | 3,35% | -30,79% | -7,93% | 114,00% | -15,26% | 2,73% |

NOTA : Les trafics de la ligne PORTO VECCHIO - PORTO TORRES ont essentiellement pour origine ou destination le port de Toulon dans le cadre d'une desserte triangulaire

PASSAGERS CROISIERE

| | AJACCIO | BASTIA | BONIFACIO | CALVI | L'ILE R. | P. VECCHIO | PROPRIANO | TOTAL |
|----------------------|----------------|---------------|---------------|---------------|--------------|--------------|---------------|------------------|
| TOTAL | 95 631 | 706 | 6 675 | N.C | 0 | 3 108 | 8 554 | 114 674 |
| Evolut° mens. | -20,16% | -75,80% | 343,52% | #VALEUR! | N.S. | 18,99% | 13,42% | -18,33% |
| Total 12 mois | 900 921 | 26 830 | 20 692 | 35 701 | 1 186 | 9 804 | 43 052 | 1 038 186 |
| Evolut° 12 mois | 21,98% | -11,73% | 6,12% | -42,95% | 378,23% | 71,13% | 41,37% | 16,98% |



TRAFICS VEHICULES DE TOURISME

Juin 2017

. I . VEHICULES DE TOURISME

| | FRANCE | ITALIE | TOTAL |
|----------------------|-----------|---------|-----------|
| VEHICULES | 110 041 | 65 756 | 175 797 |
| Evolut° mens. | 4,74% | 19,94% | 9,95% |
| Total 12 mois | 1 006 380 | 448 722 | 1 455 102 |
| Evolut° 12 mois | 2,08% | 6,29% | 3,34% |

. II . RATIO PASSAGERS / VEHICULE

| | FRANCE | ITALIE | TOTAL |
|----------------------|--------|--------|-------|
| Ratio Mensuel | 2,45 | 2,89 | 2,62 |
| Ratio Annuel | 2,74 | 3,05 | 2,83 |

