

OBSERVATOIRE REGIONAL
DES TRANSPORTS
DE LA CORSE

CORSE TRANSPORTS "VOYAGEURS"




Direction régionale
de l'Environnement,
de l'Aménagement
et du Logement
CORSE

Avril

2010

+ 0%

TRAFICS ENREGISTRES EXCLUSIVEMENT SUR LIGNES REGULIERES ET CHARTER




289 308 Passagers

↗ 15,61%




169 557 Passagers

↘ -18,57%



95 771 Véhicules

↗ 15,71%



1 766 013 Voyageurs-km

↘ -13,00%

DIRECTION REGIONALE DE L'ENVIRONNEMENT DE L'AMENAGEMENT ET DU LOGEMENT DE LA CORSE

19, Cours Napoléon BP 334 20180 AJACCIO CEDEX TEL 04 95 51 79 47 FAX 04 95 51 79 89

Site Internet : www.ortc.info E mail : ort.corse@wanadoo.fr

LIAISONS AERIENNES ET MARITIMES PASSAGERS

(Sur lignes régulières et charters)

TABLEAUX RECAPITULATIFS

Avril 2010

12 derniers mois

ENTREES + SORTIES

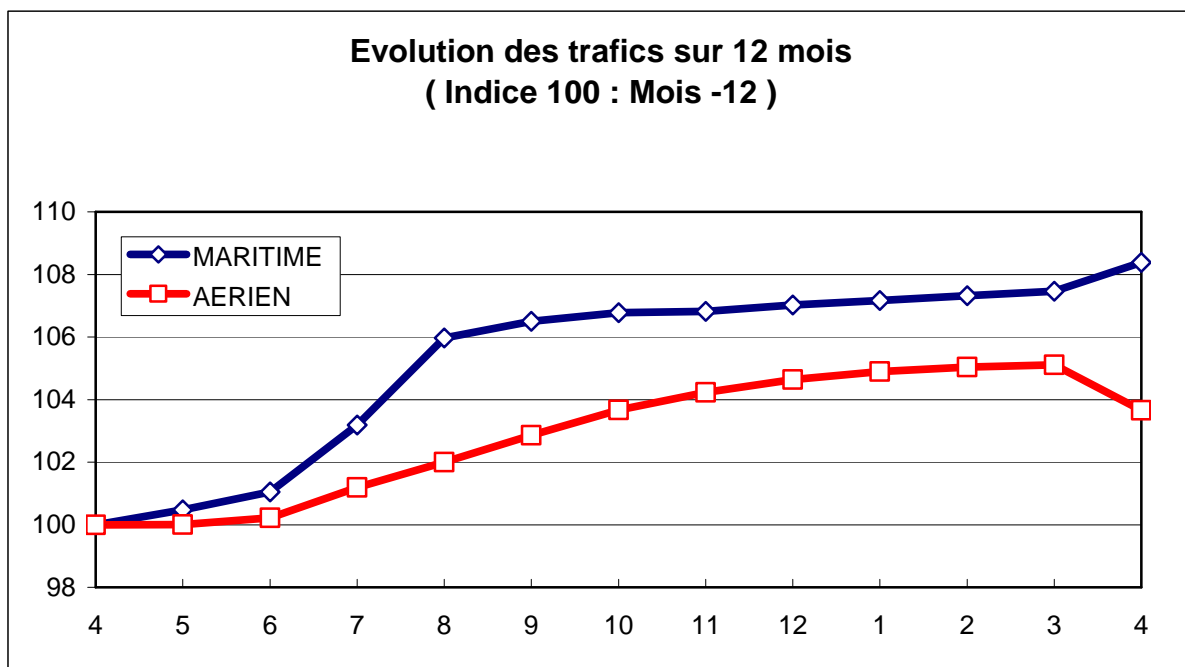
PASSAGERS Evolut°N / N-1

PASSAGERS Evolut°N / N-1

| | | | |
|-----------------------|--------------|--|--|
| A I R | FRANCE | | |
| | ETRANGER | | |
| | TOTAL | | |
| M E R | FRANCE | | |
| | ETRANGER | | |
| | TOTAL | | |
| T O T A L | FRANCE | | |
| | ETRANGER | | |
| | TOTAL | | |

| | | |
|--|----------------|----------------|
| | 163 191 | -19,37% |
| | 6 366 | 9,38% |
| | 169 557 | -18,57% |
| | 232 891 | 20,29% |
| | 56 417 | -0,39% |
| | 289 308 | 15,61% |
| | 396 082 | 0,02% |
| | 62 783 | 0,52% |
| | 458 865 | 0,09% |

| | | |
|--|------------------|--------------|
| | 2 506 290 | 2,79% |
| | 257 404 | 12,91% |
| | 2 763 694 | 3,66% |
| | 3 049 023 | 9,82% |
| | 1 536 080 | 4,93% |
| | 4 585 103 | 8,13% |
| | 5 555 313 | 6,53% |
| | 1 793 484 | 6,00% |
| | 7 348 797 | 6,40% |





Avril 2010

TRAFIC PASSAGERS AERIENS

(Sur lignes commerciales)

. I . LIGNES FRANCAISES

| | AJACCIO | BASTIA | CALVI | FIGARI | TOTAL |
|----------------------|------------------|----------------|----------------|----------------|------------------|
| BORDEAUX | 251 | 339 | 0 | 0 | 590 |
| LILLE | 761 | 175 | 0 | 0 | 936 |
| LYON | 1 346 | 4 703 | 0 | 3 | 6 052 |
| MARSEILLE | 21 894 | 20 786 | 4 567 | 7 571 | 54 818 |
| MONTPELLIER | 0 | 0 | 0 | 0 | 0 |
| NANTES | 1 175 | 385 | 0 | 129 | 1 689 |
| NICE | 8 829 | 7 719 | 1 758 | 2 451 | 20 757 |
| PARIS | 33 409 | 27 321 | 7 500 | 8 325 | 76 555 |
| STRASBOURG | 0 | 63 | 0 | 0 | 63 |
| TOULOUSE | 150 | 133 | 0 | 0 | 283 |
| AUTRES | 673 | 662 | 2 | 111 | 1 448 |
| FRANCE | 68 488 | 62 286 | 13 827 | 18 590 | 163 191 |
| Evolut° mens. | -17,49% | -20,88% | -19,49% | -20,86% | -19,37% |
| Total 12 mois | 1 031 503 | 893 854 | 231 507 | 349 426 | 2 506 290 |
| Evolut° 12 mois | 1,36% | 6,34% | -0,96% | 0,91% | 2,79% |

. II . LIGNES ETRANGERES


| | AJACCIO | BASTIA | CALVI | FIGARI | TOTAL |
|----------------------|---------------|----------------|---------------|---------------|----------------|
| ALLEMAGNE | 0 | 618 | 1 170 | 3 | 1 791 |
| BELGIQUE | 59 | 92 | 0 | 2 787 | 2 938 |
| DANEMARK | 0 | 81 | 0 | 0 | 81 |
| PAYS BAS | 96 | 0 | 0 | 0 | 96 |
| ROYAUME UNI | 0 | 206 | 0 | 16 | 222 |
| SUEDE | 0 | 332 | 0 | 0 | 332 |
| SUISSE | 148 | 154 | 74 | 39 | 415 |
| AUTRES | 337 | 1 | 129 | 24 | 491 |
| TOTAL | 640 | 1 484 | 1 373 | 2 869 | 6 366 |
| Evolut° mens. | -6,30% | -38,60% | -47,58% | 2740,59% | 9,38% |
| Total 12 mois | 49 152 | 102 675 | 50 115 | 55 462 | 257 404 |
| Evolut° 12 mois | -5,82% | -8,32% | 26,43% | 129,61% | 12,91% |

. III . TRAFIC TOTAL

| | AJACCIO | BASTIA | CALVI | FIGARI | TOTAL |
|----------------------|------------------|----------------|----------------|----------------|------------------|
| TOTAL | 69 128 | 63 770 | 15 200 | 21 459 | 169 557 |
| Evolut° mens. | -17,39% | -21,41% | -23,21% | -9,04% | -18,57% |
| Total 12 mois | 1 080 655 | 996 529 | 281 622 | 404 888 | 2 763 694 |
| Evolut° 12 mois | 1,00% | 4,62% | 3,01% | 9,30% | 3,66% |

TRAFIC PASSAGERS MARITIMES

(Sur lignes régulières)



Avril 2010

. I .

LIGNES FRANCAISES

| | AJACCIO | BASTIA | BONIFACIO | CALVI | L'ILE R. | P. VECCHIO | PROPRIANO | TOTAL |
|----------------------|------------------|------------------|-----------|----------------|----------------|----------------|---------------|------------------|
| MARSEILLE | 21 827 | 22 787 | -- | 0 | 3 210 | 6 300 | 4 314 | 58 438 |
| NICE | 11 119 | 32 734 | -- | 5 973 | 6 192 | -- | 0 | 56 018 |
| TOULON | 52 642 | 53 843 | -- | 0 | 11 950 | 0 | 0 | 118 435 |
| FRANCE | 85 588 | 109 364 | -- | 5 973 | 21 352 | 6 300 | 4 314 | 232 891 |
| Evolut° mens. | 27,28% | 4,83% | -- | -22,49% | 463,08% | 1,63% | -0,67% | 20,29% |
| Total 12 mois | 1 116 937 | 1 233 970 | -- | 200 728 | 308 651 | 102 886 | 85 851 | 3 049 023 |
| Evolut° 12 mois | 13,70% | 7,20% | -- | 4,06% | 15,48% | 13,17% | -6,57% | 9,82% |

. II .

LIGNES ITALIENNES

| | AJACCIO | BASTIA | BONIFACIO | CALVI | L'ILE R. | P. VECCHIO | PROPRIANO | TOTAL |
|----------------------|--------------|------------------|----------------|--------------|----------|------------|--------------|------------------|
| CIVITA VEC. | -- | -- | -- | -- | -- | 0 | -- | 0 |
| GENES | 0 | 0 | -- | 0 | 0 | 0 | -- | 0 |
| GOLFO ARANCI | -- | 0 | -- | -- | -- | -- | -- | 0 |
| LIVOURNE | -- | 30 892 | -- | -- | -- | 0 | -- | 30 892 |
| LA SPEZIA | -- | 0 | -- | -- | -- | -- | -- | 0 |
| PALAU | -- | -- | -- | -- | -- | 0 | -- | 0 |
| PIOMBINO | -- | 0 | -- | -- | -- | -- | -- | 0 |
| P. FERRAIO | -- | 0 | -- | -- | -- | -- | -- | 0 |
| P. TORRES | 362 | -- | -- | -- | -- | -- | 202 | 564 |
| Sta TERESA | -- | -- | 17 794 | -- | -- | -- | -- | 17 794 |
| SAVONA | -- | 7 167 | -- | 0 | 0 | -- | -- | 7 167 |
| ITALIE | 362 | 38 059 | 17 794 | 0 | 0 | 0 | 202 | 56 417 |
| Evolut° mens. | 320,93% | -2,95% | 4,75% | N.S. | N.S. | N.S. | -41,95% | -0,39% |
| Total 12 mois | 3 056 | 1 275 157 | 244 906 | 9 252 | 0 | 0 | 3 709 | 1 536 080 |
| Evolut° 12 mois | -33,81% | 9,93% | -4,19% | -49,58% | N.S. | N.S. | -12,63% | 4,93% |

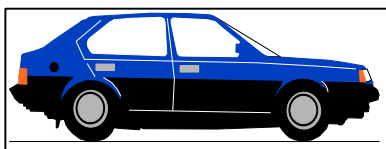
. III .

TRAFIC TOTAL

| | AJACCIO | BASTIA | BONIFACIO | CALVI | L'ILE R. | P. VECCHIO | PROPRIANO | TOTAL |
|----------------------|------------------|------------------|----------------|----------------|----------------|----------------|---------------|------------------|
| TOTAL | 85 950 | 147 423 | 17 794 | 5 973 | 21 352 | 6 300 | 4 516 | 289 308 |
| Evolut° mens. | 27,65% | 2,71% | 4,75% | -22,49% | 463,08% | 1,63% | -3,73% | 15,61% |
| Total 12 mois | 1 119 993 | 2 509 127 | 244 906 | 209 980 | 308 651 | 102 886 | 89 560 | 4 585 103 |
| Evolut° 12 mois | 13,48% | 8,57% | -4,19% | -0,60% | 9,79% | 4,71% | -6,84% | 8,13% |

PASSAGERS CROISIERE

| | AJACCIO | BASTIA | BONIFACIO | CALVI | L'ILE R. | P. VECCHIO | PROPRIANO | TOTAL |
|----------------------|----------------|--------------|--------------|---------------|--------------|--------------|------------|----------------|
| TOTAL | 45 469 | 0 | 0 | 0 | 0 | 552 | 0 | 46 021 |
| Evolut° mens. | -20,21% | N.S. | N.S. | N.S. | N.S. | N.S. | N.S. | -19,72% |
| Total 12 mois | 450 945 | 7 778 | 9 430 | 23 934 | 1 508 | 7 826 | 962 | 502 383 |
| Evolut° 12 mois | 11,88% | 108,41% | -53,78% | 81,90% | 220,17% | -42,19% | -78,69% | 9,48% |



TRAFICS VEHICULES DE TOURISME

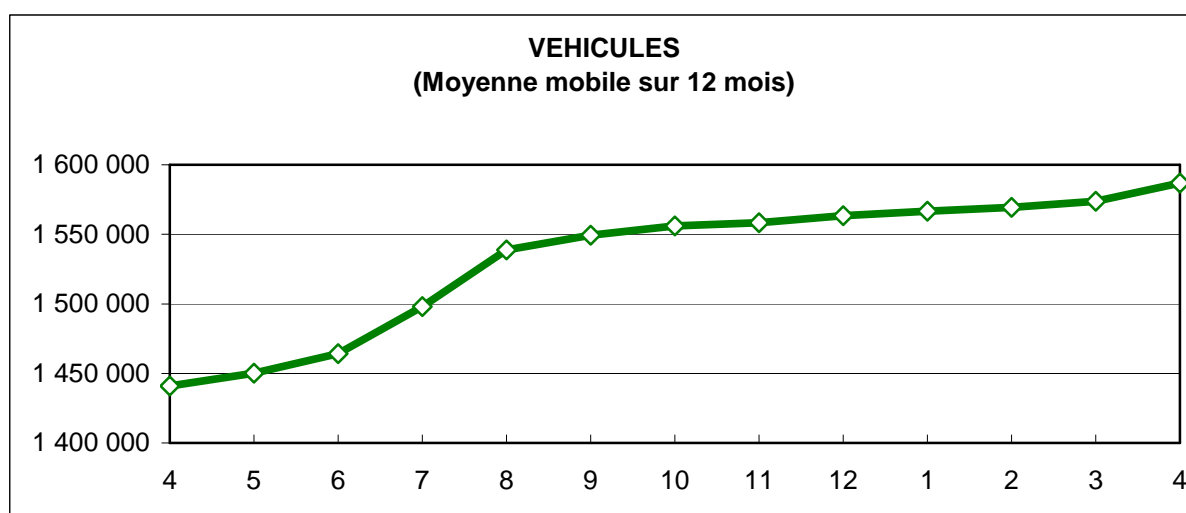
Avril 2010


. I . VEHICULES DE TOURISME

| | FRANCE | ITALIE | TOTAL |
|----------------------|-----------|---------|-----------|
| VEHICULES | 76 773 | 18 998 | 95 771 |
| Evolut° mens. | 19,31% | 3,14% | 15,71% |
| Total 12 mois | 1 053 842 | 533 014 | 1 586 856 |
| Evolut° 12 mois | 12,03% | 6,55% | 10,13% |

. II . RATIO PASSAGERS / VEHICULE

| | FRANCE | ITALIE | TOTAL |
|----------------------|--------|--------|-------|
| Ratio Mensuel | 3,03 | 2,97 | 3,02 |
| Ratio Annuel | 2,89 | 2,88 | 2,89 |





TRAFICS FERROVIAIRES

Avril 2010

. I .

VOYAGEURS

| LIGNES | LIGNES REGULIERES | METRO BASTIAIS | METRO AJACCIEN | TRAMWAY DE BALAGNE |
|----------------------|-------------------|----------------|----------------|--------------------|
| PASSAGERS | 15 470 | 32 018 | 650 | 884 |
| Evolut° mens. | 1,05% | 10,67% | #DIV/0! | -94,98% |
| Total 12 mois | 253 282 | 327 509 | 3 135 | 229 494 |
| Evolut° 12 mois | -1,85% | 7,49% | #DIV/0! | -11,59% |

Lignes Régulières : Bastia - Ajaccio et Ponte Leccia - Calvi
 Métro Bastiais : Desserte suburbaine Bastia - Casamozza
 Métro Ajaccien : Desserte suburbaine Ajaccio - Mezzana
 Tramway de Balagne : Desserte estivale L'île Rousse - Calvi

. II .

VOYAGEURS - KM

| LIGNES | LIGNES REGULIERES | METRO BASTIAIS | METRO AJACCIEN | TRAMWAY DE BALAGNE | TOTAL |
|----------------------|-------------------|----------------|----------------|--------------------|------------|
| VOYAG. - KM | 1 175 397 | 568 070 | 8 423 | 14 123 | 1 766 013 |
| Evolut° mens. | -8,88% | 6,91% | #DIV/0! | -93,23% | -13,00% |
| Total 12 mois | 20 254 272 | 5 776 282 | 40 678 | 3 360 164 | 29 390 718 |
| Evolut° 12 mois | -4,63% | 3,86% | #DIV/0! | -9,81% | -3,57% |

